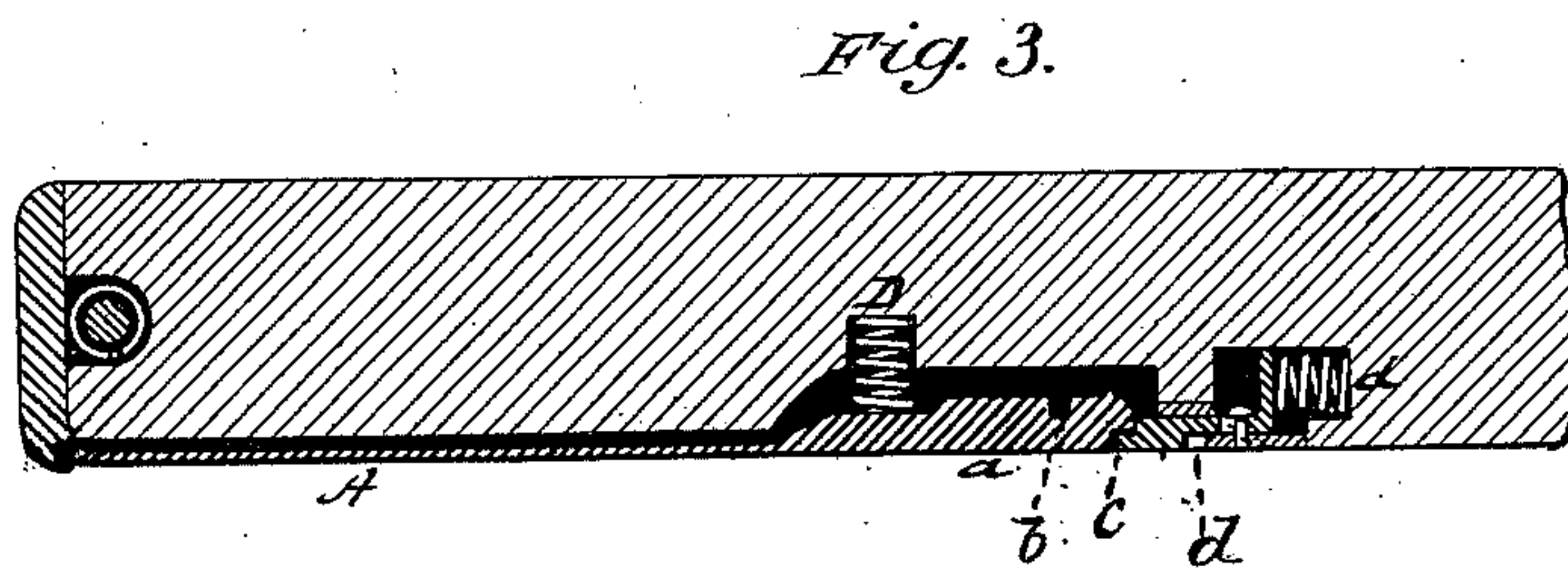
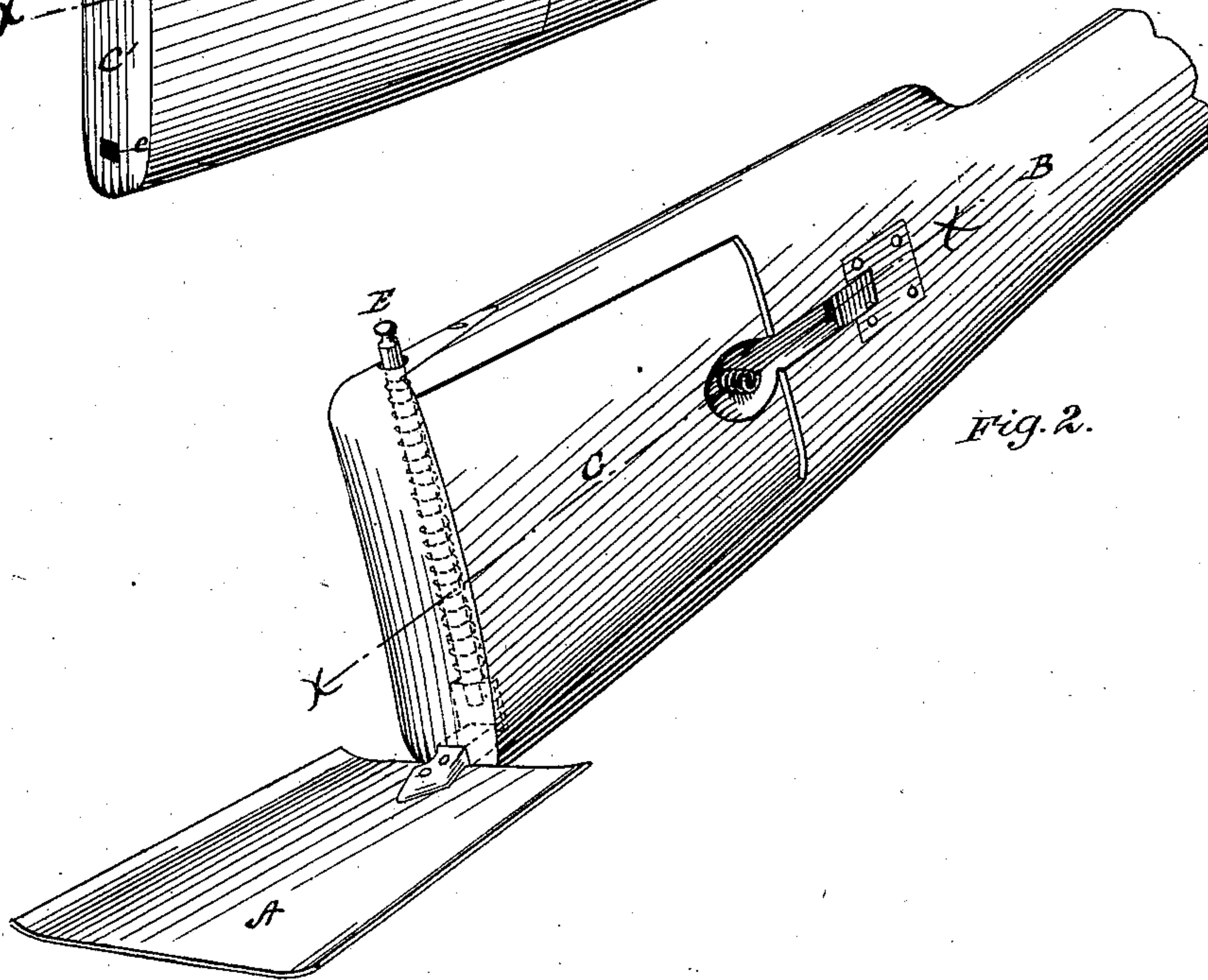
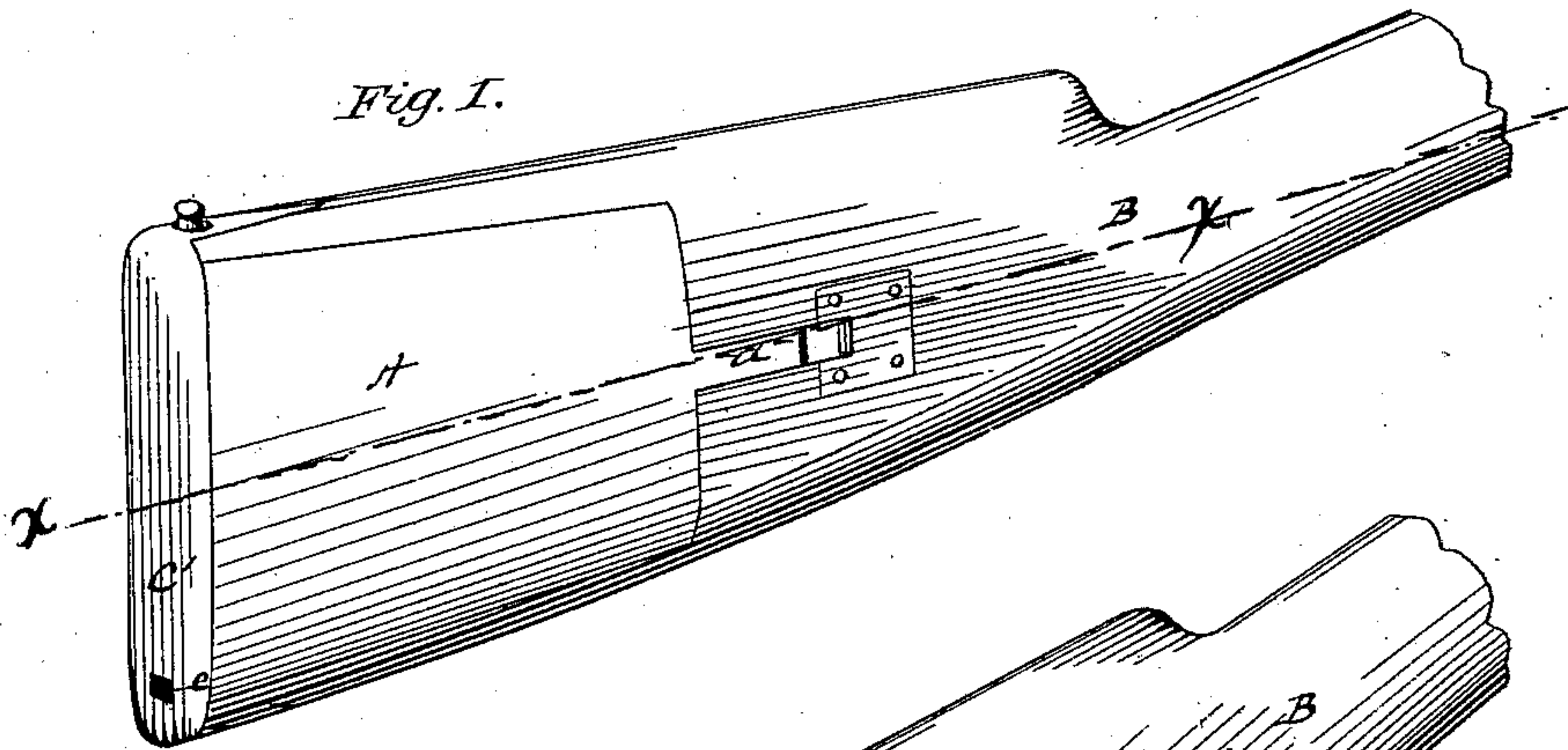


J. L. BUSKETT.
Intrenching Tools.

No. 199,787.

Patented Jan. 29, 1878.



WITNESSES:

C. Clarence Poole
Geo. H. Evans

INVENTOR:

James L. Busskett
per atty.
A. H. Evans & Co.

UNITED STATES PATENT OFFICE.

JAMES L. BUSKETT, OF ST. LOUIS, MISSOURI.

IMPROVEMENT IN INTRENCHING-TOOLS.

Specification forming part of Letters Patent No. **199,787**, dated January 29, 1878; application filed August 20, 1877.

To all whom it may concern:

Be it known that I, JAMES L. BUSKETT, of the city of St. Louis and State of Missouri, have invented certain new and useful Improvements in Attaching Intrenching-Tools to Muskets or Rifles, of which the following is a clear, full, and exact description, reference being had to the accompanying drawings, forming a part of this specification, in which—

Figure 1 represents a musket with the spade in position as secured when not in use. Fig. 2 shows the manner of attaching the spade for intrenching purposes. Fig. 3 is a section through *x x*.

The object of my invention is to provide a musket or rifle with a spade-tool, that can be readily attached thereto when desired to be used, and secured thereon, out of the way, when not in use.

To enable others skilled in the art to make and use my invention, I will proceed to describe the exact manner in which I have carried it out.

In the drawings, A represents the spade or intrenching tool, provided with the shank *a*, said shank being provided with the transverse groove *b* on its front side and the transverse notch *c* on its rear side. B represents the stock of a musket or rifle. This stock B is recessed on one side, as shown at C, for the reception of the spade or intrenching tool when not in use, said recess being made deep enough so that when the spade or intrenching tool is secured therein it will lie flush with the face of the stock.

The stock is provided with a spring-catch, *d*, which locks into the transverse notch *c* on the shank of the spade, which, in connection with the metal plate C' on the end of the stock B, (under the edge of which the cutting-edge of the spade fits when placed in the recess,) secures the intrenching-tool therein.

D is a spiral or other spring, secured to the stock, and in said recess, which throws said spade or intrenching tool out of the recess when released from contact with the spring-catch.

The metal plate C' is provided with a hole, *e* for the reception of the shank of the spade

or intrenching tool when it is desired to be used, and the tool is secured therein by the spring-catch E, which rests in the transverse notch or groove *b* of the shank.

It is very well known that by throwing up an earthwork of a very few inches in height, and especially by excavating in the earth ditches of just sufficient depth to allow the men to lie on their faces or backs, and not be above the level of the ground in which the ditches are dug, troops may remain a long time exposed to the enemy's fire without serious loss, as the shot will be thrown over them, or, striking the earth in front, ricochet over them. These earthworks may be thrown up or the ditches dug in a very few minutes—in less time than will be required by the enemy to get the range of the troops—if each man has his musket or rifle provided with the spade or intrenching tool attachment.

By means of my invention each soldier can be provided with the indispensable spade or intrenching tool and the needed weapon without being obliged to carry any conceivable extra weight, as it will add but ten ounces to the weight of the gun, and is not inconvenient to carry.

My spade can be used efficiently in hard and even partially-frozen ground, and being of steel, and provided with a sharp cutting-edge, will cut any ordinary root that may be in the way. Its novel construction allows it to be readily affixed to any musket now in use and at a very small cost, the size on a Springfield rifle being six inches in length, four inches in width at the cutting-edge, and three inches where the shank is attached. The blade can be made an inch wider if the gun is made with a view to the spade attachment, and would therefore be much more efficient.

I do not desire to limit myself to a spring-catch for securing the spade or intrenching tool in the recess of the stock, as any other well-known or equivalent fastening device could be substituted therefor; nor do I desire to limit myself to the metal plate for the edge of the blade of the spade to rest under when secured in the recess, as the recess at its lower or butt end of the stock could be provided

with an inwardly-flaring groove for it to rest in that would answer the place of the metal plate.

What I claim as new, and desire to secure by Letters Patent, is—

1. The metal plate C', provided with the hole *e* and spring-catch E, in combination with a spade or intrenching-tool, having its straight shank provided with the transverse notch or groove *b*, substantially as and for the purpose specified.

2. The stock B of a gun provided with the recess C, spring-catch or its equivalent *d*, and metal plate C', in combination with the spade or intrenching tool A, substantially as and for the purpose specified.

JAMES L. BUSKETT.

Witnesses:

BYRD EVANS,
W. C. BUSKETT.