

F. C. D. Mc KAY.
Curtain-Fixture.

No. 199,729.

Patented Jan. 29, 1878.

Fig. 1.

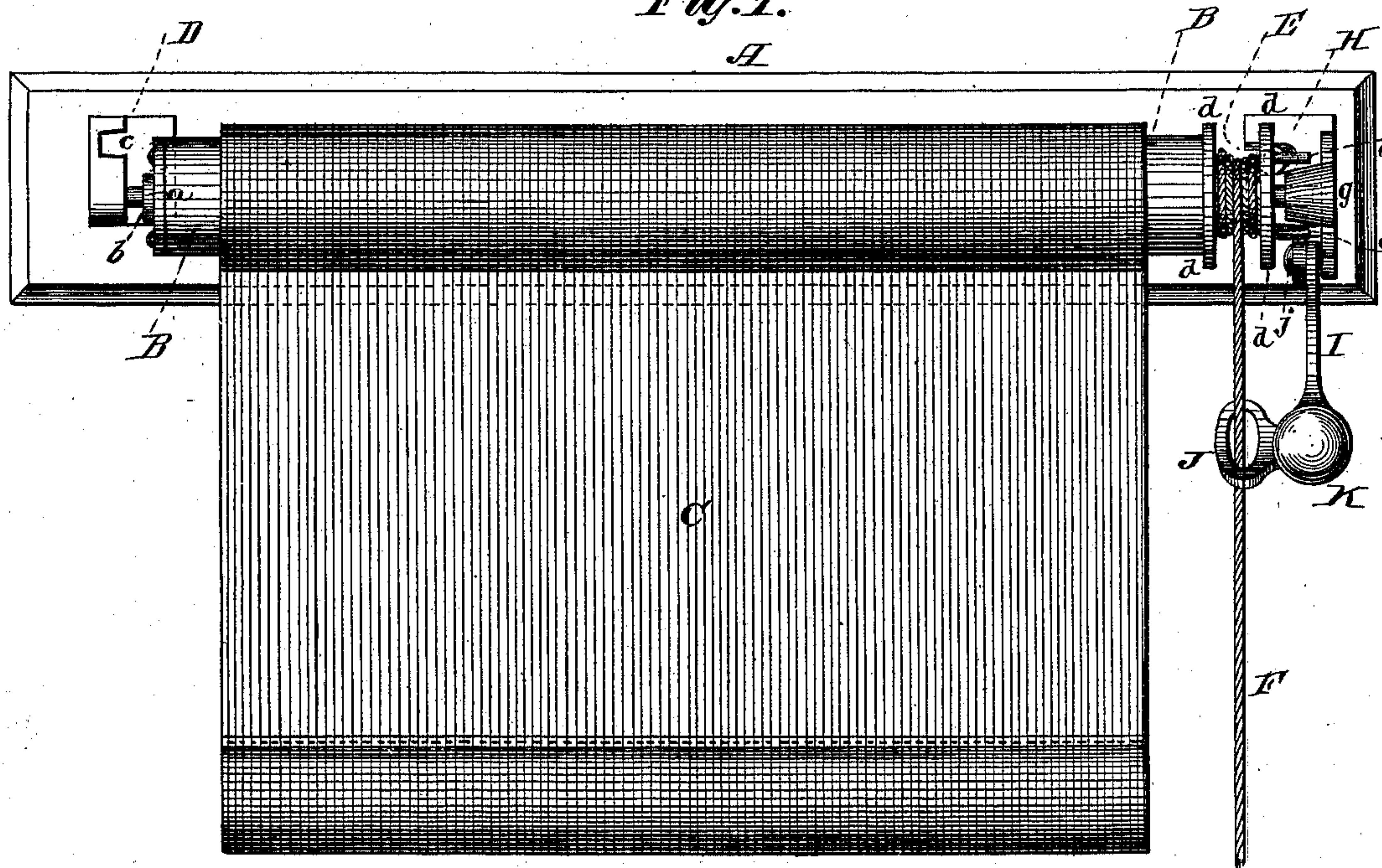


Fig. 2.

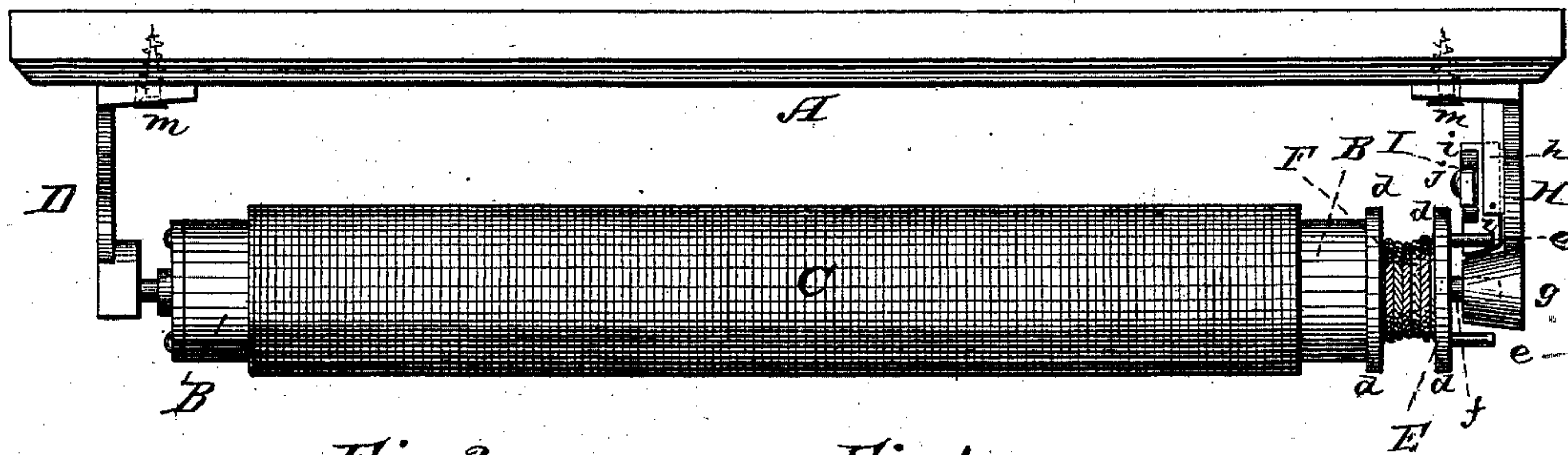


Fig. 3.

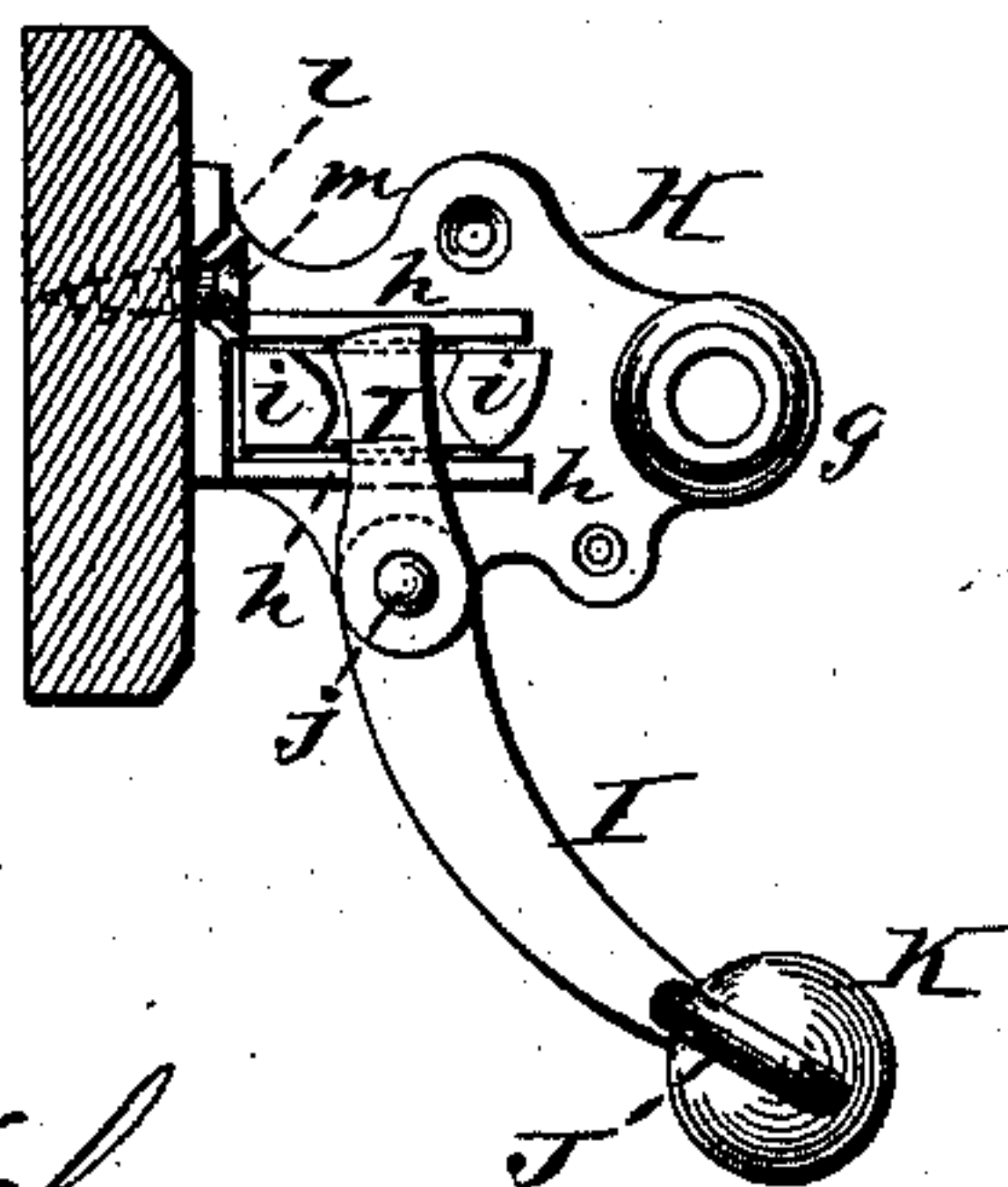


Fig. 4.

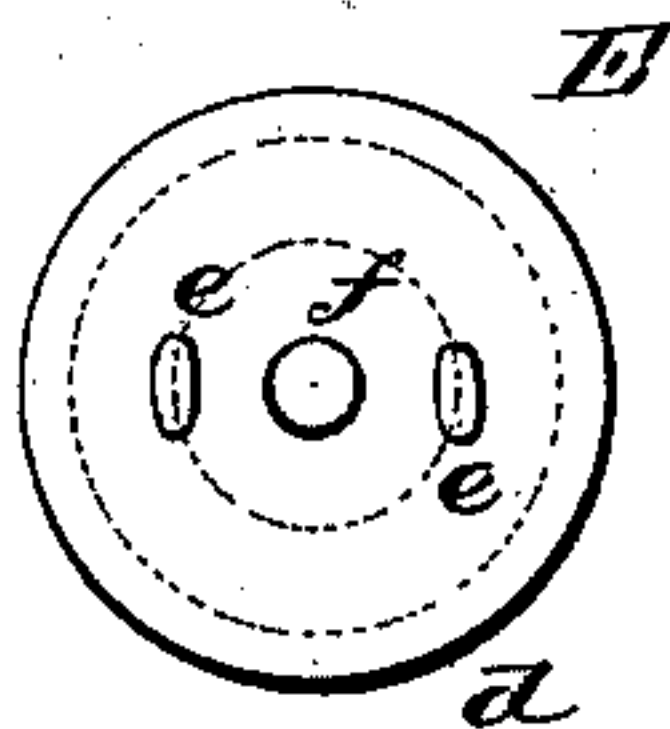
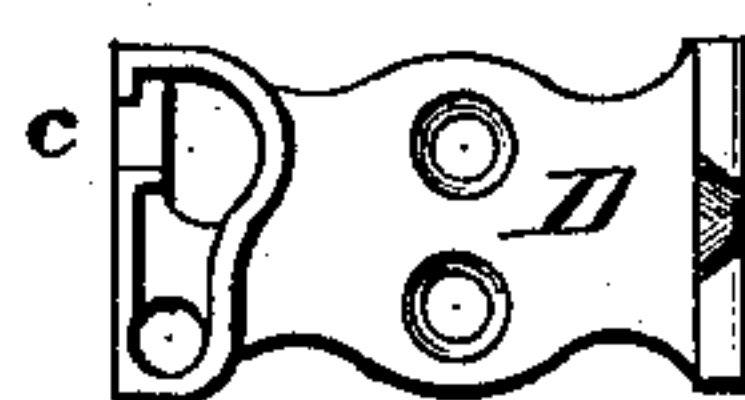


Fig. 5.



Witnesses:

P. C. Dieterich

M. Ruppman

Inventor:

Ferdinand C. D. McKay

Per C. H. Watson & Co. Attorneys.

UNITED STATES PATENT OFFICE.

FERDINAND C. D. MCKAY, OF PATERSON, NEW JERSEY.

IMPROVEMENT IN CURTAIN-FIXTURES.

Specification forming part of Letters Patent No. **199,729**, dated January 29, 1878; application filed December 10, 1877.

To all whom it may concern:

Be it known that I, FERDINAND C. D. MCKAY, of Paterson, in the county of Passaic and State of New Jersey, have invented certain new and useful Improvements in Curtain-Fixtures; and I do hereby declare that the following is a full, clear, and exact description thereof, which will enable others skilled in the art to which it appertains to make and use the same, reference being had to the accompanying drawings, and to the letters of reference marked thereon, which form a part of this specification.

This invention relates to shade or curtain fixtures, having for its object to improve the construction of the same, it being adapted to that class of shades where the roller is operated from one end by a cord, and held in any desired position, and can be operated by the cord alone; and it consists in the combination of a slide, which engages with the projections or lugs upon one end of the roller-head, and combination of parts, as will be hereinafter more fully described, and pointed out by the claims.

In the annexed drawing, Figure 1 represents a front elevation, Fig. 2 a plan view, and Figs. 3 and 4 details, of a device embodying my invention.

A represents that part of the window-casing to which the curtain-fixture is attached. B represents the roller, and C the shade, which may be of any known or desired construction. Upon the opposite end of the roller to which the operating devices are attached is a head, *a*, provided with a journal, *b*, adapted to be received in a standard, D, having a slot, *c*. The opposite side of the roller is provided with a head, E, having two flanges, *d d*, between which the cord F is wound or coiled.

On the outer end of the head E are lugs or projections *e e* and a center journal, *f*, the latter fitting into, and working in, a socket, *g*, in the standard H. On the inner side of the standard H are flanges *h*, in which operates a transversely-slotted slide, *i*, the outer portion of which is curved or beveled, so that the lugs *e e* may move in one direction without engaging the said slide; but in moving in an opposite direction the slide engages with said lugs, thus preventing the movement of the roller.

In the transverse slot in the slide *i* is placed a lever, I, pivoted to the standard H at *j*, said lever extending outward, and provided at the end with a weight, K, and a ring or opening, J.

The bottom of each standard is slotted, as shown at *l*, so that the standards may be adjusted to a proper position by means of the screws *m*.

In operation, to raise the curtain, simply pull down upon the cord until the curtain is raised the proper distance; then let go of the cord, when the weight, through the medium of the lever, will throw the slide outward to engage with one of the lugs *e*, which will hold the curtain in the desired position.

To lower the curtain, pull the cord inward from the window, and the cord, passing through the ring in the end of the lever, moves the slide backward, disengaging the same from the lug *e*, and the curtain can be let down as low as desired; and then, by releasing the cord, the lever throws the slide out again to engage with one of the lugs, and the curtain is held in place.

By this construction the slide operates in a direct line to engage with one of the lugs, and pawls and ratchets are dispensed with.

Having thus fully described the invention, what I claim as new, and desire to secure by Letters Patent, is—

1. The standard H, in combination with the slide *i*, lever I, and lug or lugs *e e*, substantially as and for the purpose set forth.

2. In a curtain-fixture, the roller B, having head E and lugs *e e*, in combination with the transversely-slotted slide *i*, lever I, provided with weight K, and opening or ring J, substantially as and for the purpose set forth.

3. The standard H, provided with flanges *h* and journal-bearing *g*, in combination with the transversely-slotted slide *i*, lever I, and lugs or projections *e e*, substantially as and for the purpose set forth.

In testimony that I claim the foregoing as my own I have hereto affixed my signature in presence of two witnesses.

FERDINAND C. D. MCKAY.

Witnesses:

DAVID L. CAREY,

CHARLES E. DAVIS.