

O. JONES & F. W. MARSTON.
Cartridges.

No. 199,717.

Patented Jan. 29, 1878.

Fig. 1.

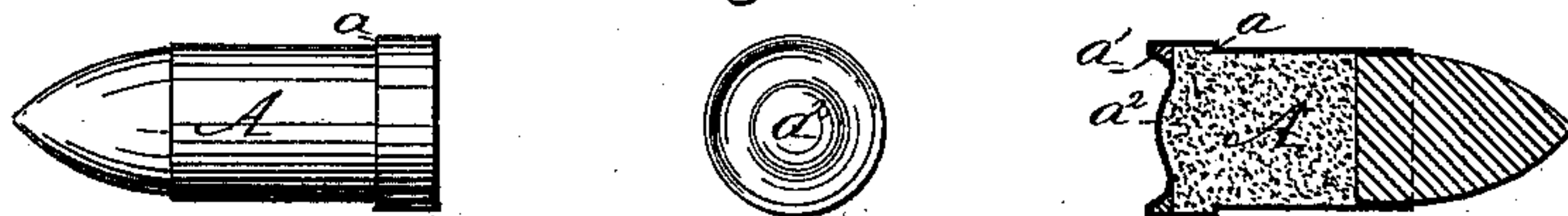


Fig. 2.

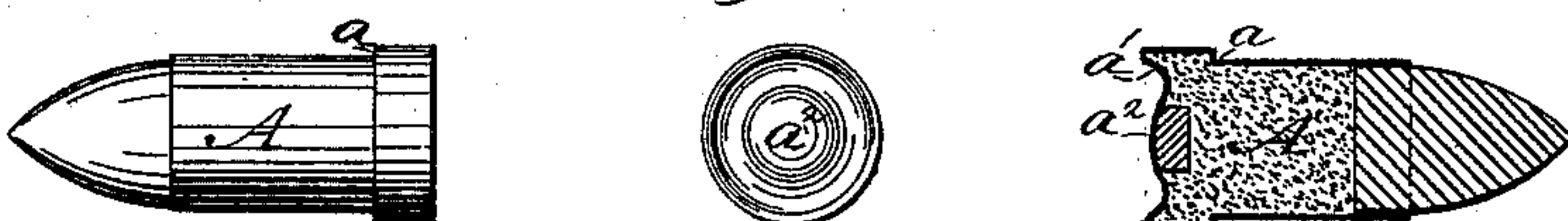


Fig. 3.

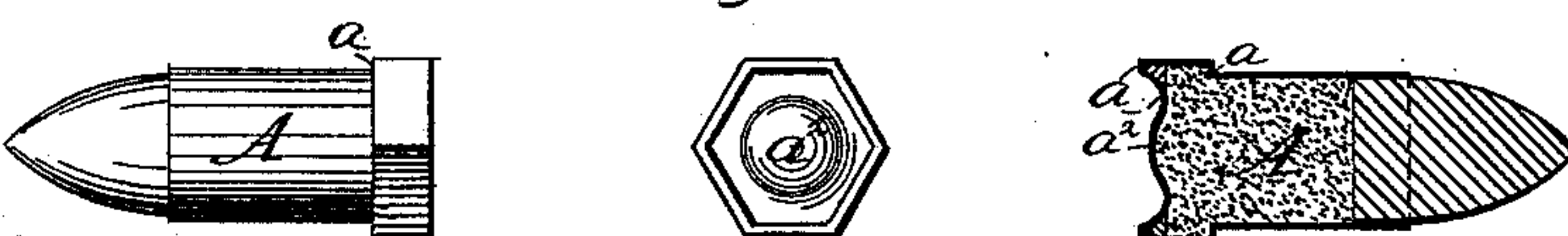


Fig. 4.



Fig. 5.



WITNESSES:

Wm. D. Stallings.
Robt. R. Cooke.

INVENTORS:

F. W. MARSTON,
OWEN JONES,
BY *H. M. Beadle & Co.*
ATTORNEYS.

UNITED STATES PATENT OFFICE.

OWEN JONES AND FRANK W. MARSTON, OF PHILADELPHIA, PENNSYLVANIA.

IMPROVEMENT IN CARTRIDGES.

Specification forming part of Letters Patent No. **199,717**, dated January 29, 1878; application filed July 10, 1877.

To all whom it may concern:

Be it known that we, OWEN JONES and FRANK W. MARSTON, of Philadelphia, county of Philadelphia, State of Pennsylvania, have invented a new and useful Improvement in Cartridges; and we do hereby declare that the following is a full and exact description of the same, reference being had to the accompanying drawings, and to the letters of reference marked thereon.

This invention is a cartridge of novel construction, which is specially designed for use in connection with a certain extracting mechanism for which an application for Letters Patent was filed June 6, 1877, by Jones and Marston; and it consists, mainly, in providing a cartridge of any construction, having the usual annular flange, with an auxiliary annular flange extending in a rearward direction.

In the drawings, Figure 1 represents our improved cartridge with annular flange and the fulminate around the rim of the base; Fig. 2, with annular flange and fulminate in the center of the base; and Figs. 3, 4, and 5, with hexagonal, octagonal, and heptagonal flanges, respectively.

To enable others skilled in the art to make our improved cartridge, we will proceed to fully describe the construction of the same.

A represents a cartridge, which may be constructed, generally, in any proper manner, but is essentially provided with the usual annular flange a , and also with an auxiliary annular flange, a^1 , extending in a rearward direction, as shown.

a^2 represents a swell or projection, by means of which the cartridge is extended in a rearward direction for the purpose of obtaining a proper bearing against the recoil-shield.

If desired, also, the auxiliary annular flange of the cartridge may be made with hexagonal, octagonal, or polygonal sides, as shown in Figs. 3, 4, and 5, for the purpose of adapting it to present a straight surface instead of a curved one to the action of the hammer-head.

The cartridge may be made either rim or central fire, as may be preferred.

By means of the described construction the cartridge is adapted for use in connection with the mechanism described in the application before referred to, the auxiliary flange, it will be understood, when in its place, furnishing metal in proper position to be acted upon by the hammer-head, and be turned down into the recess of the extractor.

Having thus fully described our invention, what we claim as new, and desire to secure by Letters Patent, is—

1. The cartridge A, having the flanges a and a^1 , as and for the purpose described.
2. The cartridge A, having the flanges a a^1 and swell a^2 , as described.
3. The cartridge A, having an auxiliary flange with polygonal sides, as described.

This specification signed and witnessed this 2d day of July, 1877.

OWEN JONES.

FRANK W. MARSTON.

Witnesses:

E. R. CLEMENCE,
GEO. SHATTUCK.