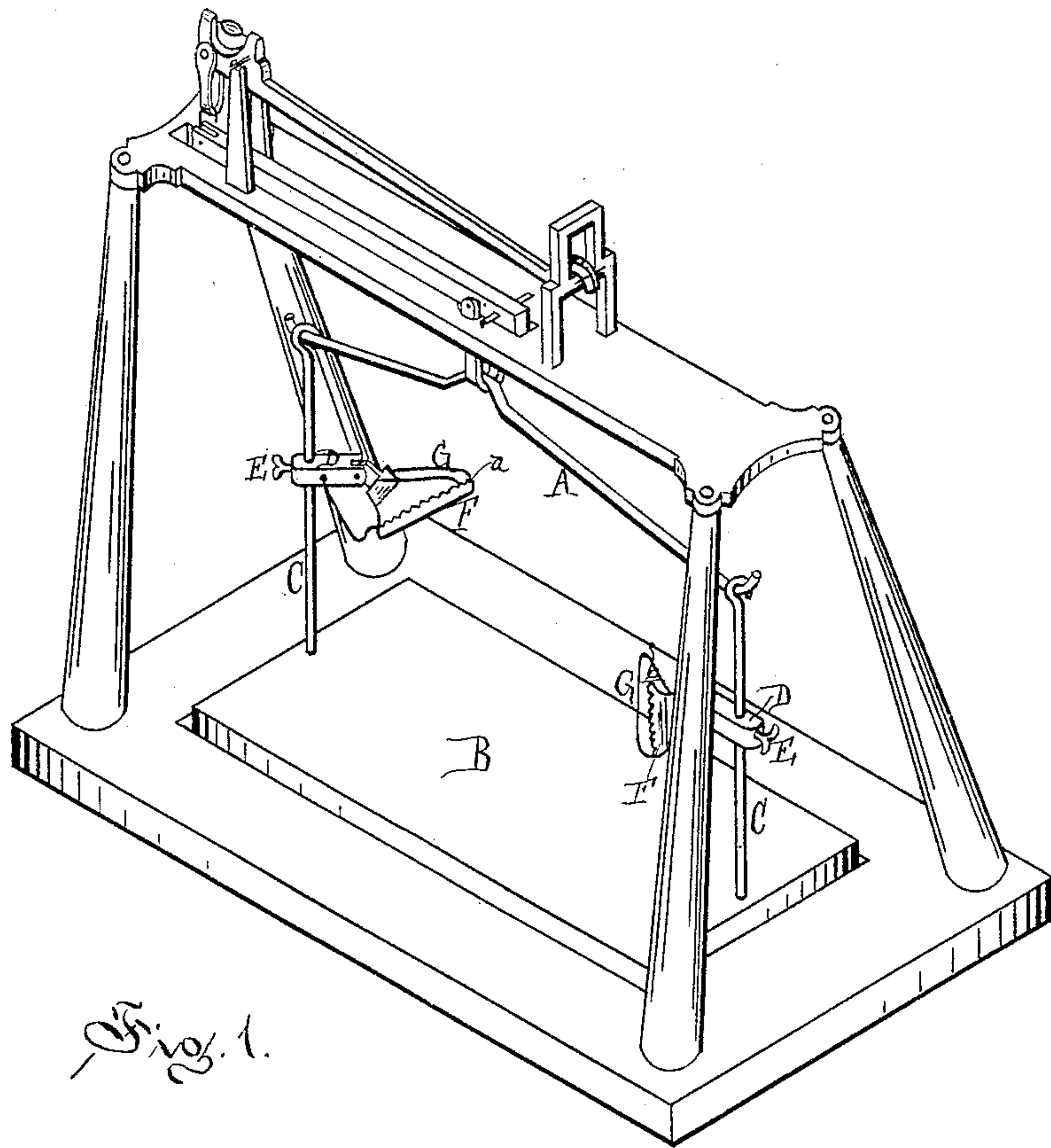


A. L. HATFIELD.
Bag-Holder.

No. 199,705.

Patented Jan. 29, 1878.



Attest:
H. L. Aulls
R. A. Sprague.

Inventor:
A. L. Hatfield
By Atty
R. A. Sprague

A. L. HATFIELD.
Bag-Holder.

No. 199,705.

Patented Jan. 29, 1878.

Fig. 2.

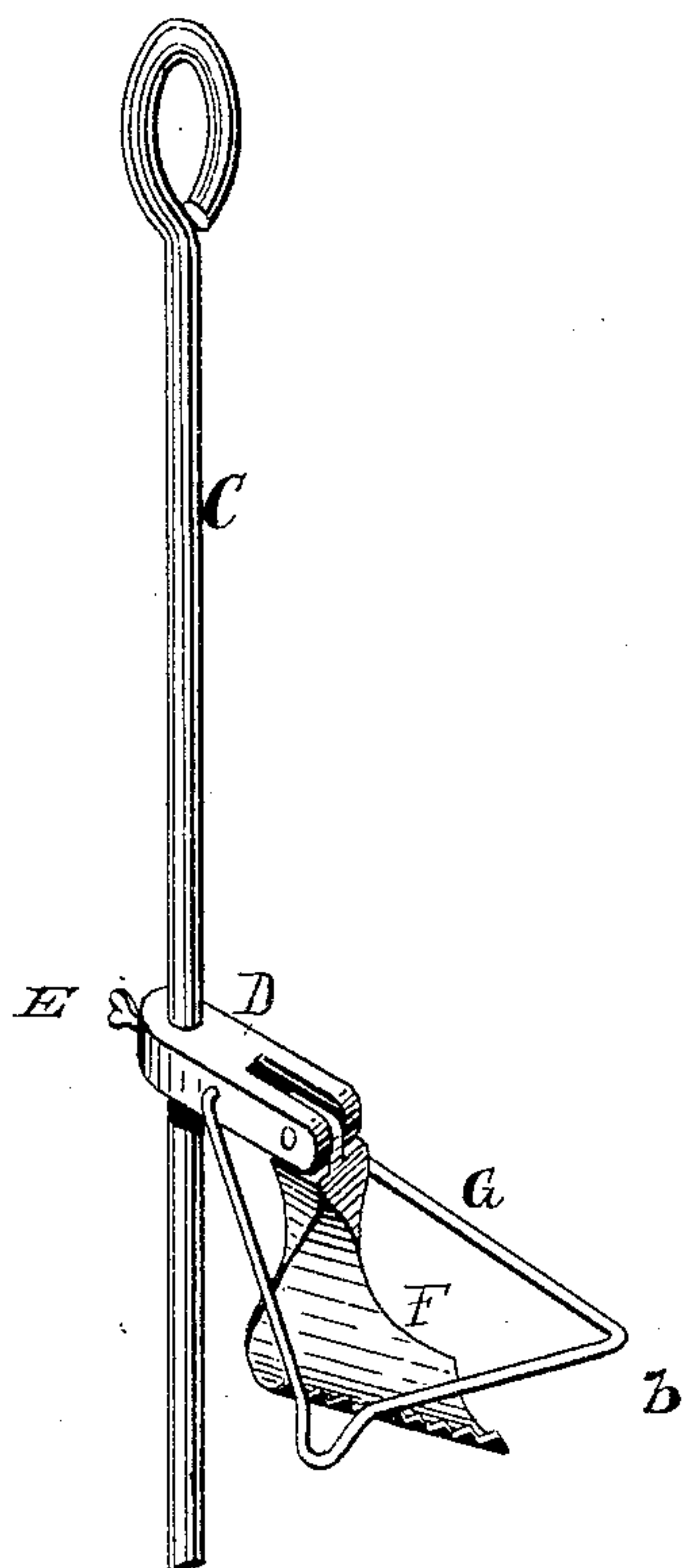
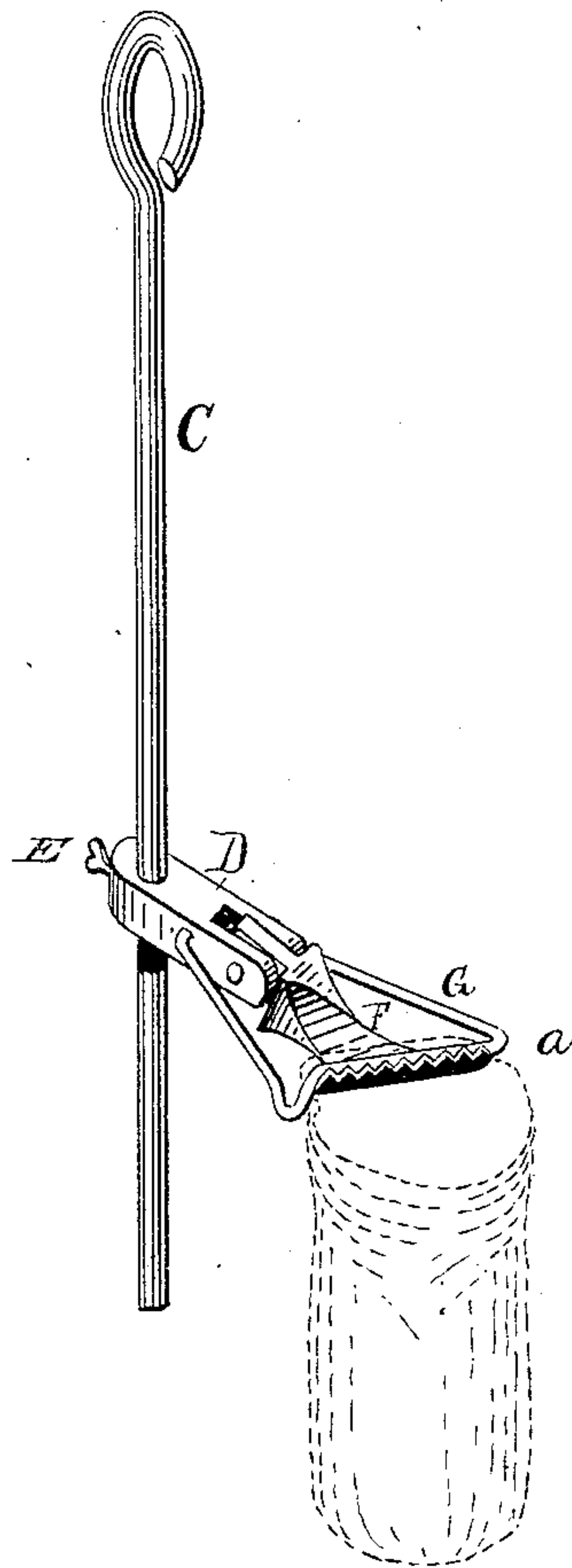


Fig. 3.



Attest.
R. T. Dyer.
L. W. Seely

Inventor:
Aaron L. Hatfield.
by Geo. W. Dyer & Co.
attys.

UNITED STATES PATENT OFFICE.

AARON L. HATFIELD, OF CONSTANTINE, MICHIGAN.

IMPROVEMENT IN BAG-HOLDERS.

Specification forming part of Letters Patent No. **199,705**, dated January 29, 1878; application filed November 7, 1877.

To all whom it may concern:

Be it known that I, AARON L. HATFIELD, of Constantine, in the county of St. Joseph and State of Michigan, have invented an Improvement in Attachments to Scales, of which the following is a specification:

The nature of my invention relates to certain new and useful attachments to scales for weighing purposes; and the object of the invention is to provide a cheap, effective, and easily-manipulated device to be attached to the scales, by means of which bags for grain, mail-matter, or other material usually carried in bags may be securely held open to receive their contents, and easily and readily detached when filled and weighed.

Figure 1 is a perspective view of a set of platform-scales, showing my devices attached. Fig. 2 is a separate view of one of the standards and the bag-holding device attached thereto, showing the bag-holder when not in use; and Fig. 3 is a view of the same parts, with the bag-holder in operation.

In the drawings, A represents a yoke pendant from the lower lever of the scale, and supporting the platform B by means of the rods C. Secured to the rods are the metallic blocks D, vertically adjustable on said rods by means of the set-screws E. Pivoted to the free ends of these blocks are the hook-shaped jaws F, terminating in serrated edges, as shown. Bails

G, corresponding somewhat in shape to the jaws, are also pivoted to the blocks, as shown, so that when the device is in operation, as shown at *a*, the bail will fall inside the serrated edge of the jaws, and hold the bag suspended. At *b* is shown the device when not in operation, and ready to receive the bag, which is to be supported on the jaw, which is then raised until the bail falls into position, as described, when the bag will be held open to be filled. The reverse of this motion will disengage the bag.

It will be seen that the scale, when not in use in weighing bags of grain, may be readily employed for weighing other matter, as the platform is left unencumbered.

What I claim as my invention, and desire to secure by Letters Patent, is—

1. The combination of the pivoted jaw F and pivoted bail G, for holding a bag, substantially as described and shown.

2. The combination, with the vertical rod C, of the adjustable block D, carrying the pivoted jaw F and pivoted bail G, constructed and arranged substantially as described and shown.

AARON L. HATFIELD.

Witnesses:

H. S. SPRAGUE,
H. F. EBERTS.