

C. F. PRENTICE.
Billiard-Bridge.

No. 199,105.

Patented Jan. 8, 1878.

Fig 1.

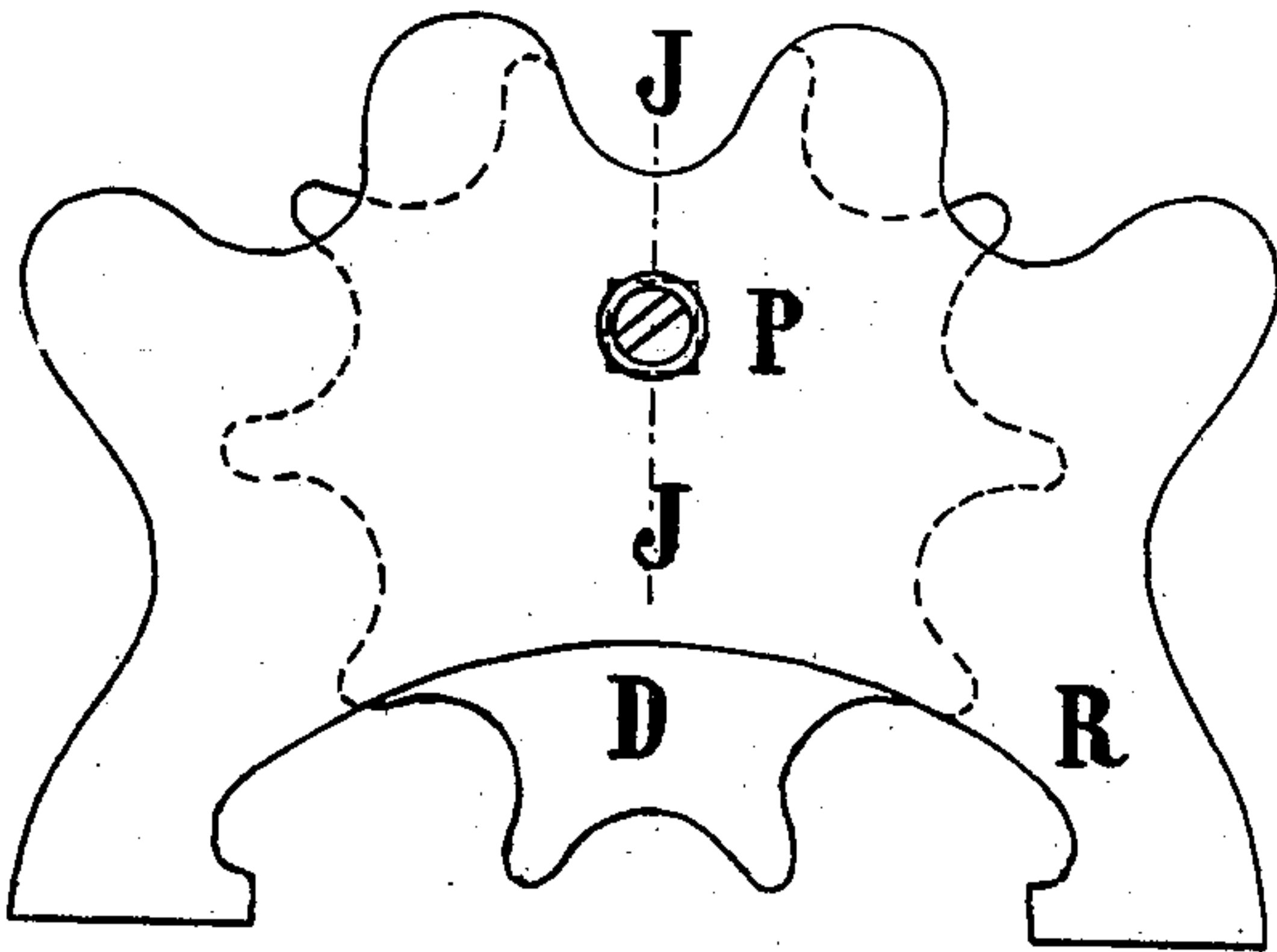


Fig 2.

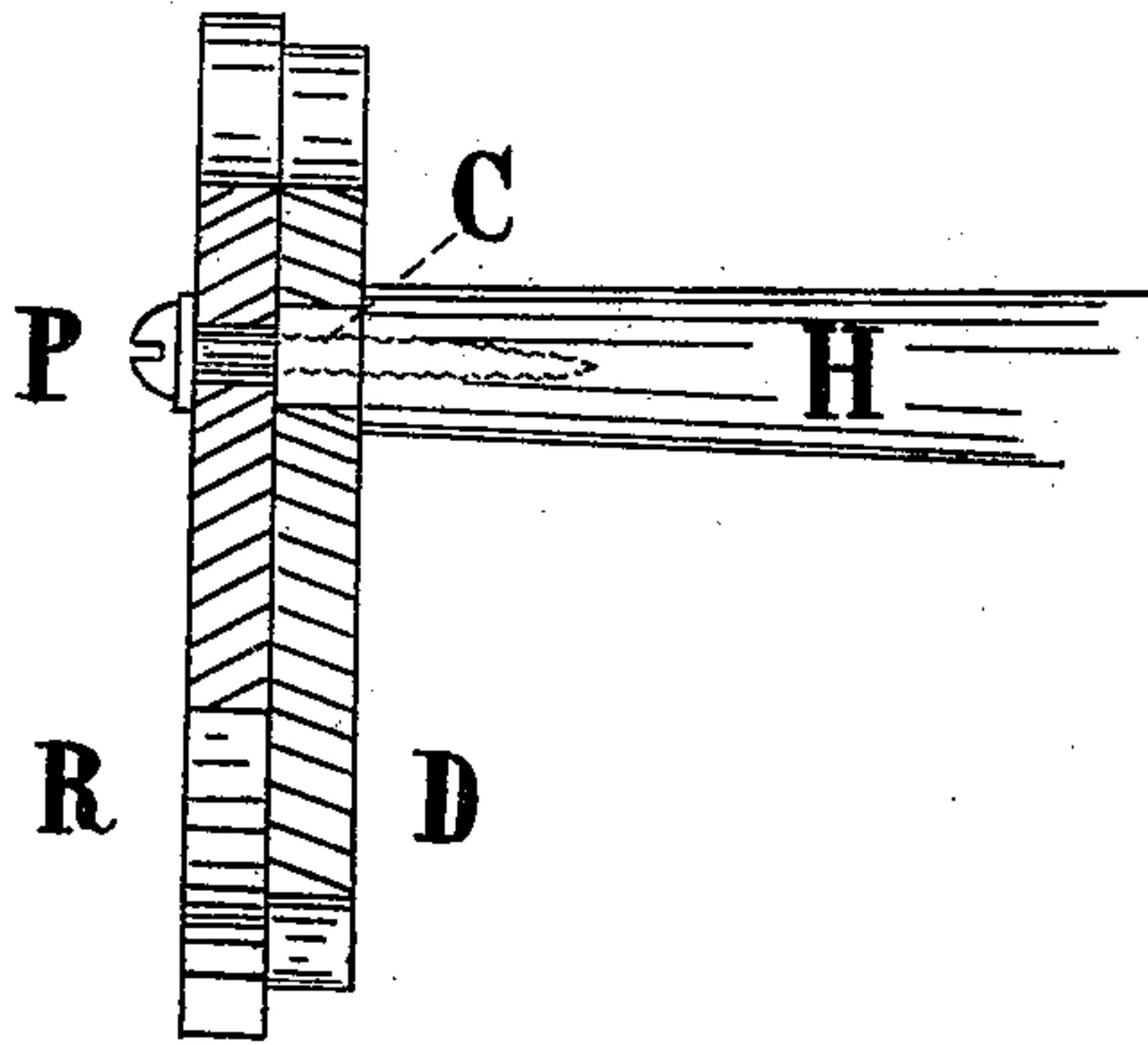
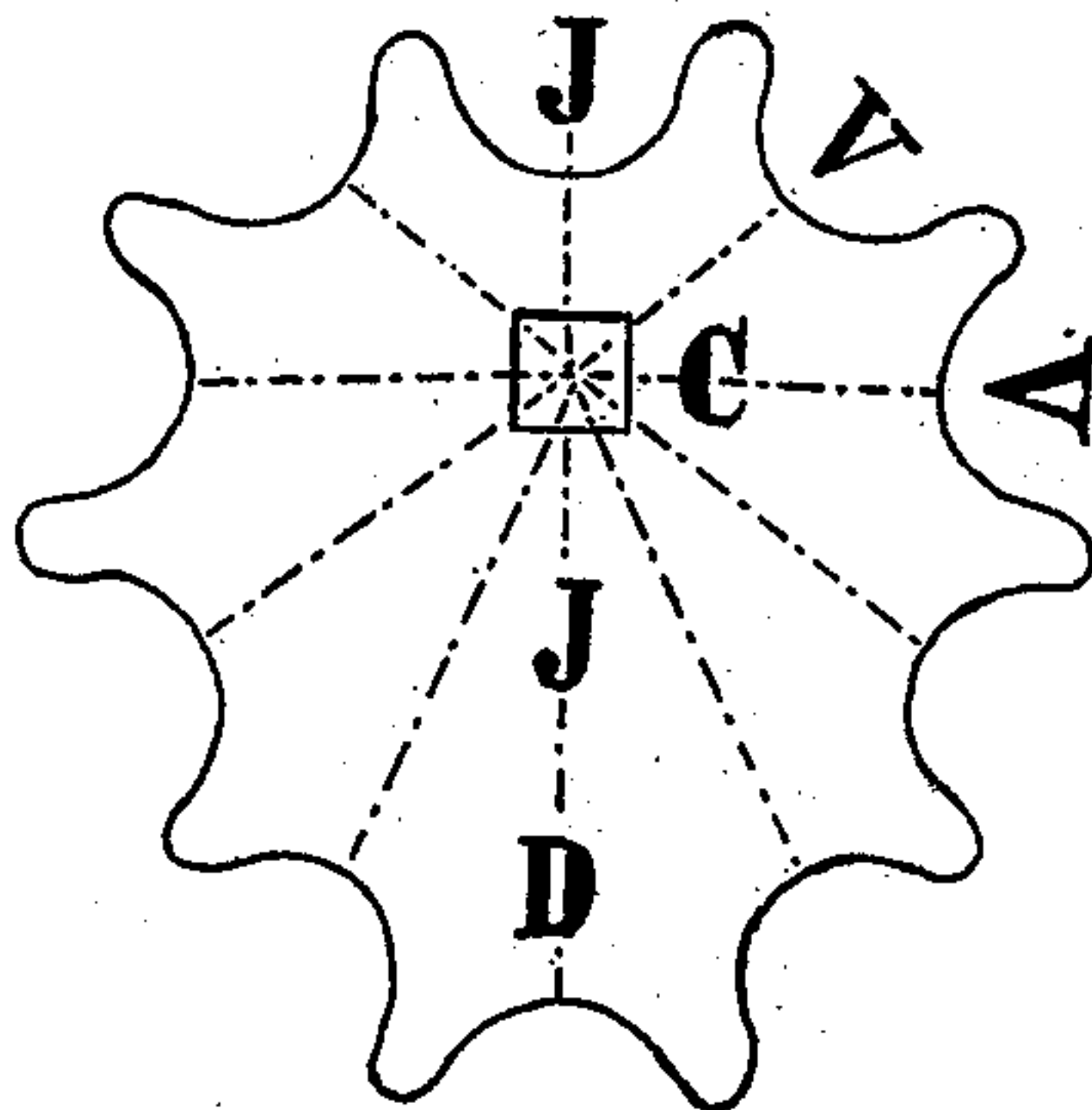


Fig 3.



Witnesses:

J. C. Sebalds
J. B. Freeman.

Inventor:

Chs. Frank Prentice.

UNITED STATES PATENT OFFICE.

CHARLES F. PRENTICE, OF NEW YORK, N. Y.

IMPROVEMENT IN BILLIARD-BRIDGES.

Specification forming part of Letters Patent No. **199,105**, dated January 8, 1878; application filed November 28, 1877.

To all whom it may concern:

Be it known that I, CHS. FREDK. PRENTICE, of New York, in the county and State of New York, have invented a new and useful Improvement in Billiard-Bridges, which improvement is fully set forth in the following specification and accompanying drawings, in which—

Figures 1 and 2 are, respectively, an end view and vertical transverse section of the same through line J J, Fig. 3 being a plan of disk D.

The object of my invention is to furnish an improved billiard-bridge so constructed as to facilitate the adjustment of the cue at various gradually-increasing heights above the center of the bridge, as also of obtaining positions varying in height, either to the right or left of the center.

The bridge consists of a voluted disk, D, mounted and fixed eccentrically in the handle H, at C, and a voluted rest, R, held to the revolving handle H by pin or screw P.

The volutes V of disk D are arranged symmetrically both right and left of the center line J J, and at gradually-increasing distances from point C, as shown in Fig. 3.

It will be evident that if the handle H, with its disk D, be turned either to the right or left, the bridge-rest R being in position on the table,

the volutes V will successively enter into position at gradually-increasing distances above C in line J J, and also enter a succession of other positions in their course to the right or left of line J J.

The operation of my device is not confined to the symmetrical arrangement of the volutes V.

It is obvious that the sides of the disk D to the right or left of line J J may differ.

Having thus described my invention, what I claim as new, and desire to secure by Letters Patent, is—

1. The combination, with a billiard-bridge, of a voluted eccentric-disk, substantially as and for the purpose set forth.

2. The combination, with a billiard-bridge, of a revolving voluted eccentric disk having handle attached, substantially as shown and described.

3. The combination, with a billiard-bridge, of a revolving voluted disk, the volutes of which are arranged at gradually-increasing distances from the point C of the disk's intersection with the handle, substantially as and for the purpose set forth.

CHS. FREDK. PRENTICE.

Witnesses:

J. C. SEBALD,

J. G. FREEMAN.