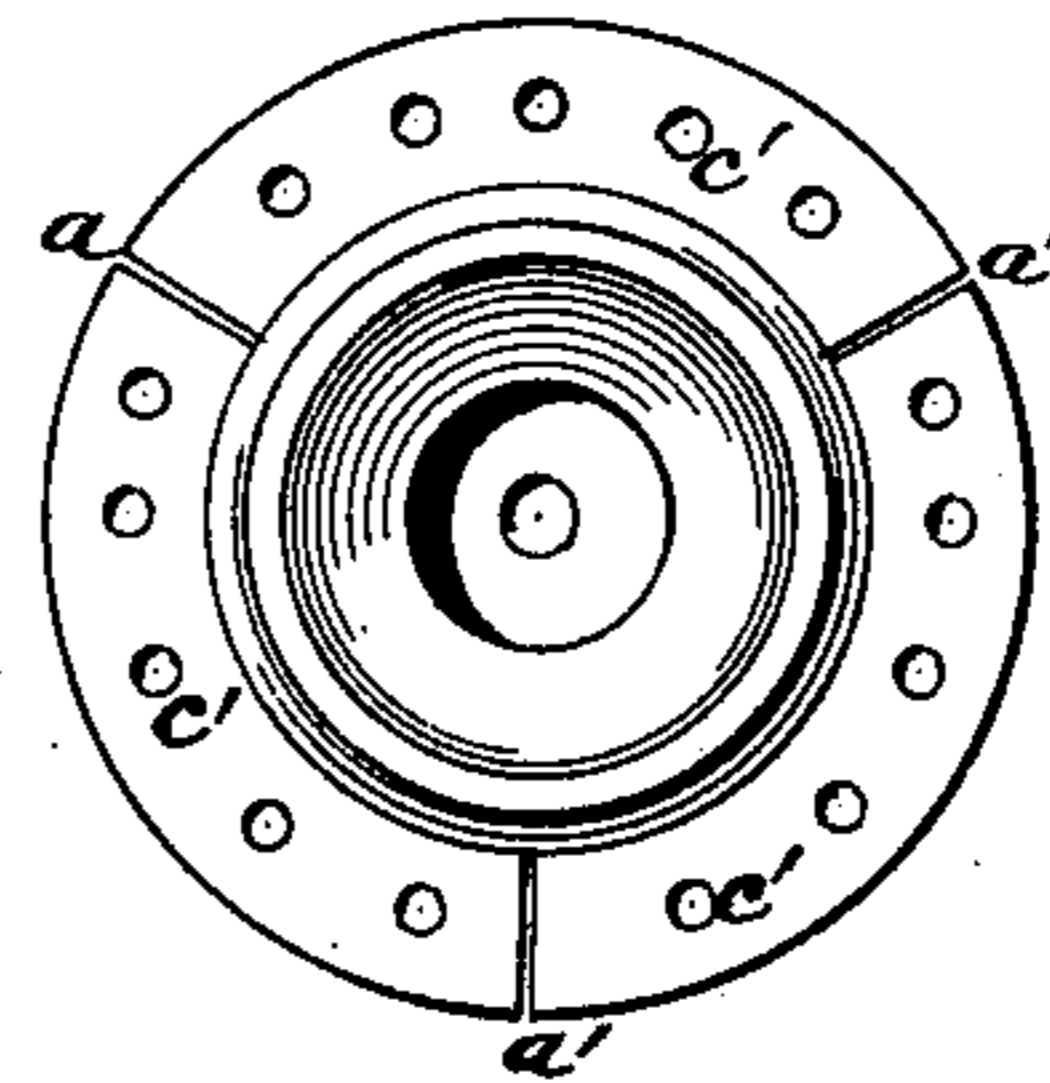
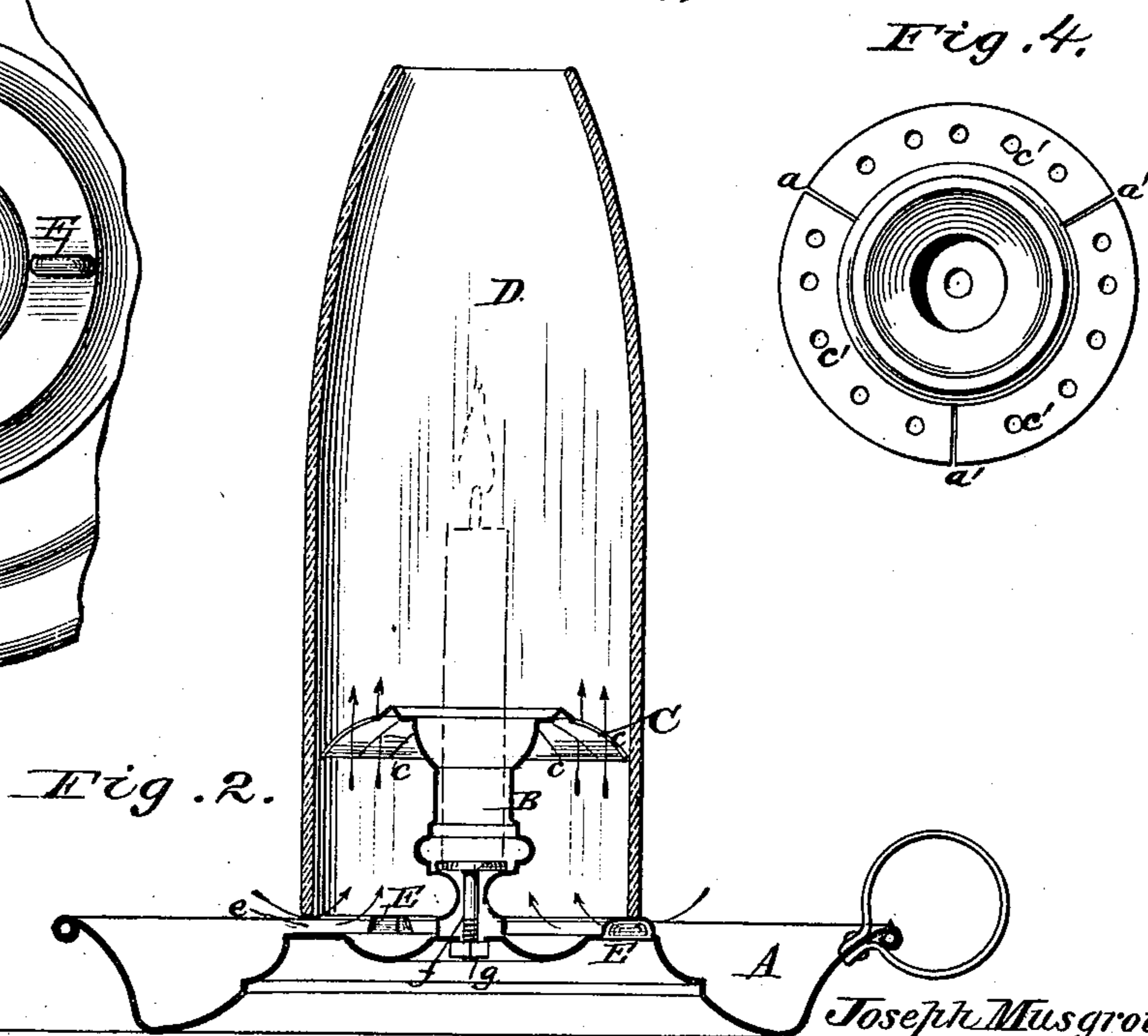
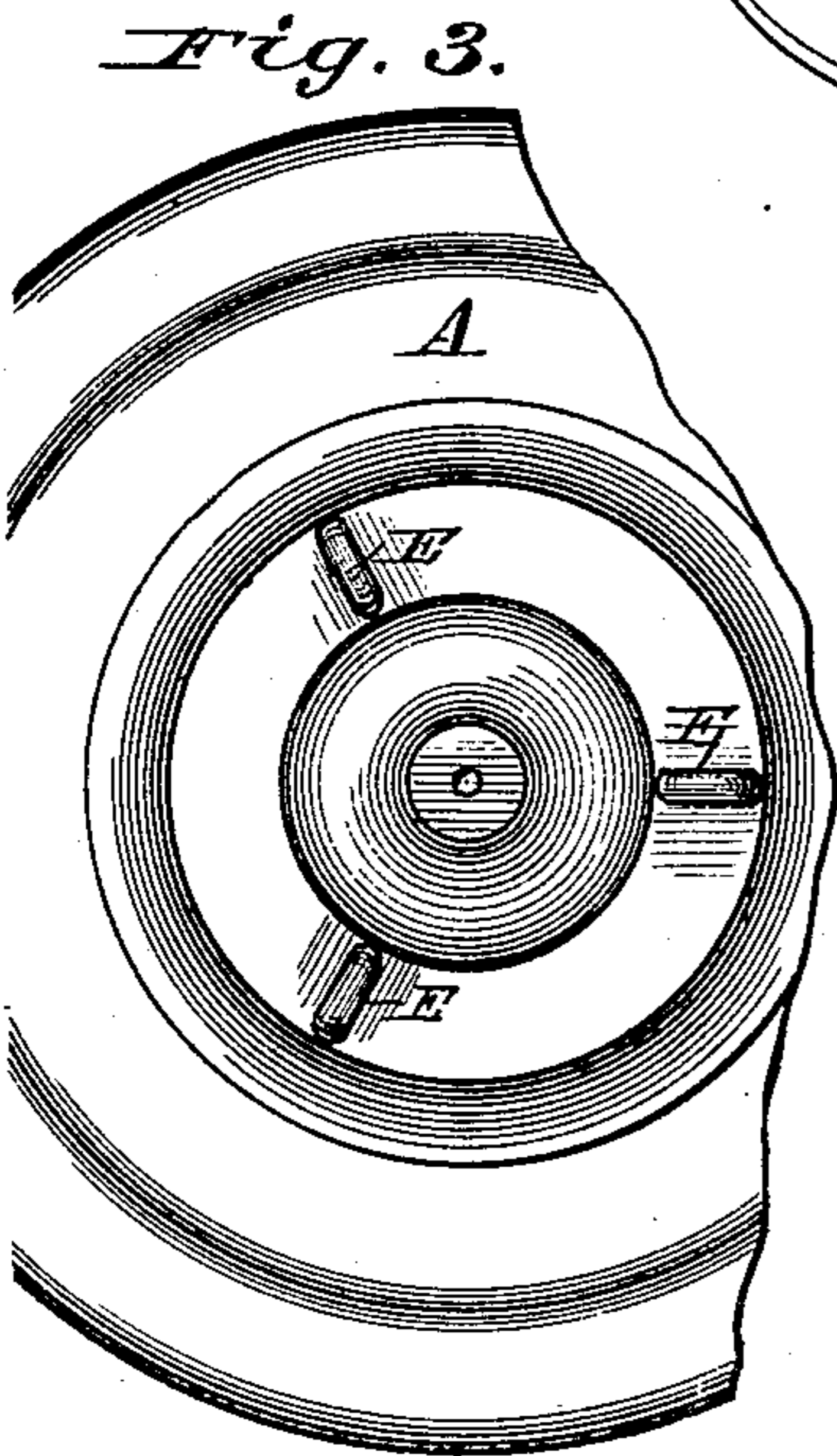
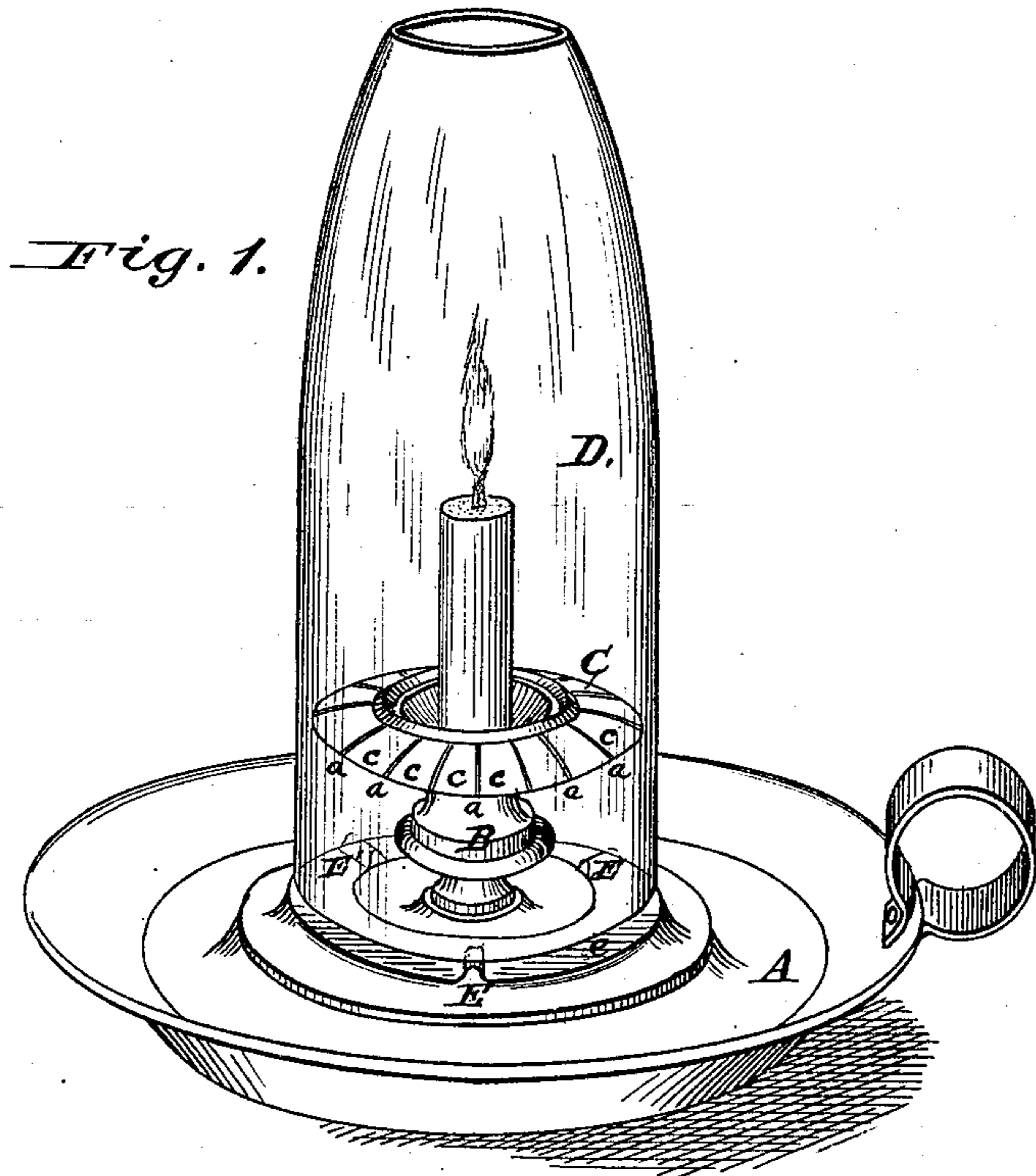


J. MUSGROVE.
Candlestick.

No. 199,094.

Patented Jan. 8, 1878.



Attest:
H. L. Perrin,
J. A. Rutherford

Joseph Musgrove.
Inventor.
By James L. Norris,
Att'y.

UNITED STATES PATENT OFFICE.

JOSEPH MUSGROVE, OF WOOD HAVEN, ASSIGNOR TO THE LALANCE AND GROSJEAN MANUFACTURING COMPANY, OF NEW YORK, N. Y.

IMPROVEMENT IN CANDLESTICKS.

Specification forming part of Letters Patent No. **199,094**, dated January 8, 1878; application filed December 11, 1877.

To all whom it may concern:

Be it known that I, JOSEPH MUSGROVE, of Wood Haven, in the county of Queens and State of New York, have invented certain new and useful Improvements in Safety-Candlestick, of which the following is a specification:

The object of this invention is to furnish a candlestick in which the candle will not be liable to be blown out, and which will serve as a safe and convenient domestic illuminator, devoid of the dangers which beset the ordinary fluid-lamp; and to this end I provide the socket of a candlestick with a surrounding transparent chimney or guard, which is easily replaceable when desired, but securely held in place when in use, and properly arranged for the admission of air to the flame.

In the accompanying drawing, Figure 1 is a perspective view of a candlestick constructed according to my invention, and Fig. 2 is a central vertical section of the same. Fig. 3 is a plan view of the base of candlestick, and Fig. 4 shows a modified form of chimney-holding rim.

The letter A designates the base of the candlestick, and B the candle-socket, which is preferably made of one piece, struck or spun from sheet metal. From the top of this socket projects outwardly a rim, C, slitted radially, as shown at *a*, in order that the arms *c* composing said rim may be contracted or extended to fit various sizes of chimneys, which they hold tightly by their elasticity, being slightly curved downwardly, while the slits between said arms permit access of air to the base of the candle-flame. The chimney D is placed over this slitted rim, the arms composing which should be so adjusted as to necessitate a slight compression thereof in adjusting the said chimney, in order to bring into play the elasticity of the metal of which the arms are made.

The bottom edge of the chimney rests upon ridges or projections E formed in the upper surface of the base A, so as to leave between said base and the chimney-edge an aperture, *e*, for the admission of air to the interior of the chimney below the candle-flame.

The socket B is secured to the base by means of a headed screw, *f*, extending through

the center of its bobbin, and also through the base A, and held by a nut, *g*.

The rim C may be formed in one piece with the socket, or separately, and attached thereto by any of the ordinary modes; and said rim may be simply perforated, as shown at *c'*, Fig. 4, for the passage of air, and may have a few slits only, in order to render the rim adjustable, as at *a'*.

Instead, also, of the ridges which support the chimney, so as to form a bottom air-passage, being formed upon the base A, they may be formed on the edge of the chimney; or the chimney may be perforated near its bottom for the same purpose; or the base may be perforated within the chimney, and have ridges formed on its under side, the object being the admission of air to the interior of the chimney below the rim C.

This candlestick may be carried from place to place about a house, or even in the open air, without liability of the candle-flame being extinguished; and I thus provide a convenient hand-light for domestic purposes, which, while being amply effective for ordinary use, is not attended with the danger of explosion, which renders the ordinary fluid-lamp very objectionable.

What I claim, and desire to secure by Letters Patent, is—

1. The combination of the candlestick having a projecting rim provided with air-passages, and the chimney arranged for the passage of air to its interior at or near the bottom thereof, substantially as set forth.

2. The combination of base A, having ridges or projections E, the socket having rim C, provided with suitable air-passages, and the chimney D, substantially as set forth.

3. The candlestick composed of the base A, socket B, having rim C formed in one or more pieces therewith, and secured to the center of said base, substantially as set forth.

In testimony that I claim the foregoing I have hereunto set my hand in the presence of the subscribing witnesses.

JOSEPH MUSGROVE.

Witnesses:

SAML. H. DE MOTT,
JAMES J. PYNE.