

W. V. PERRY.
Safety-Pocket.

No. 198,753.

Patented Jan. 1, 1878.

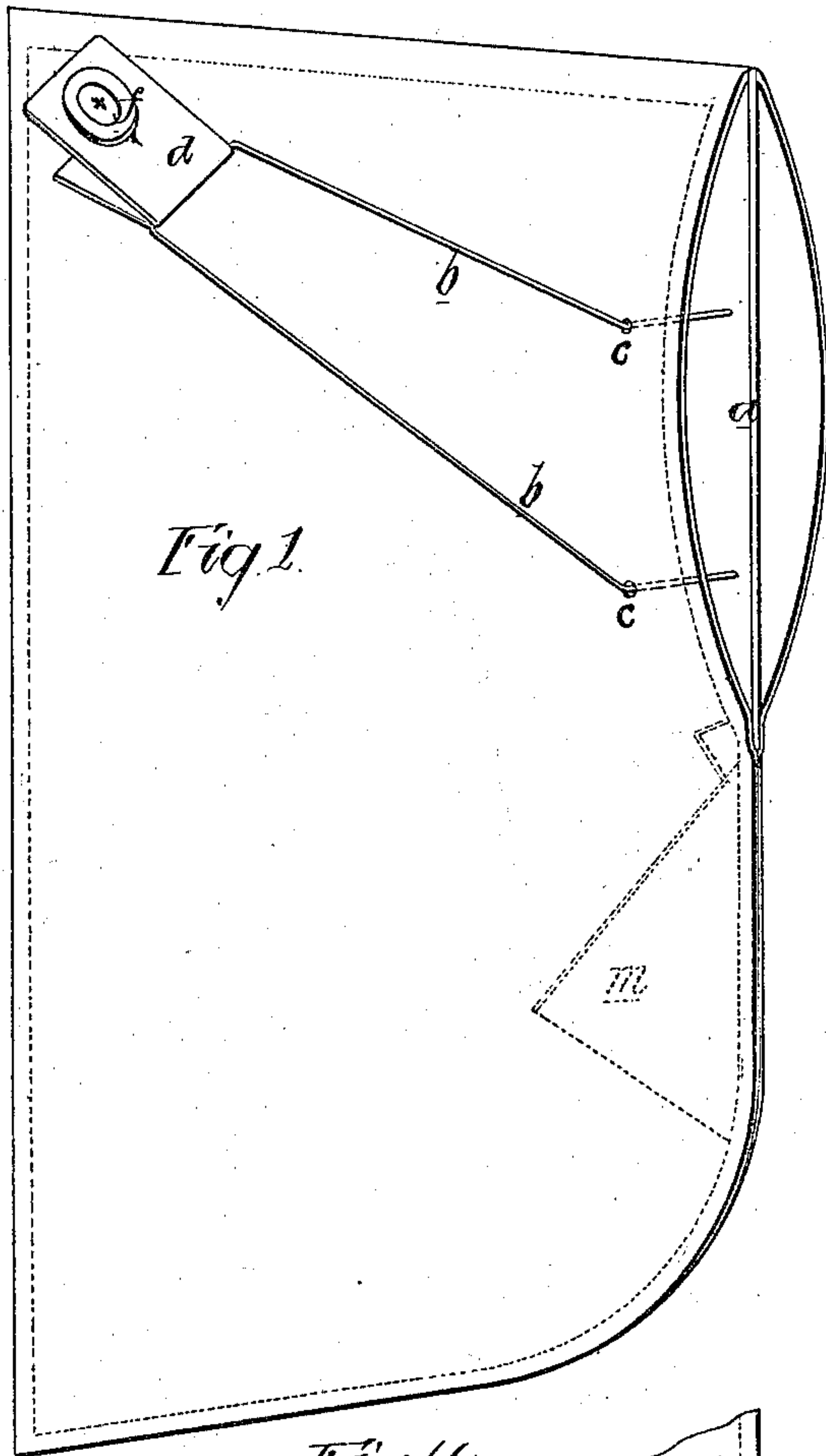


Fig. 1.

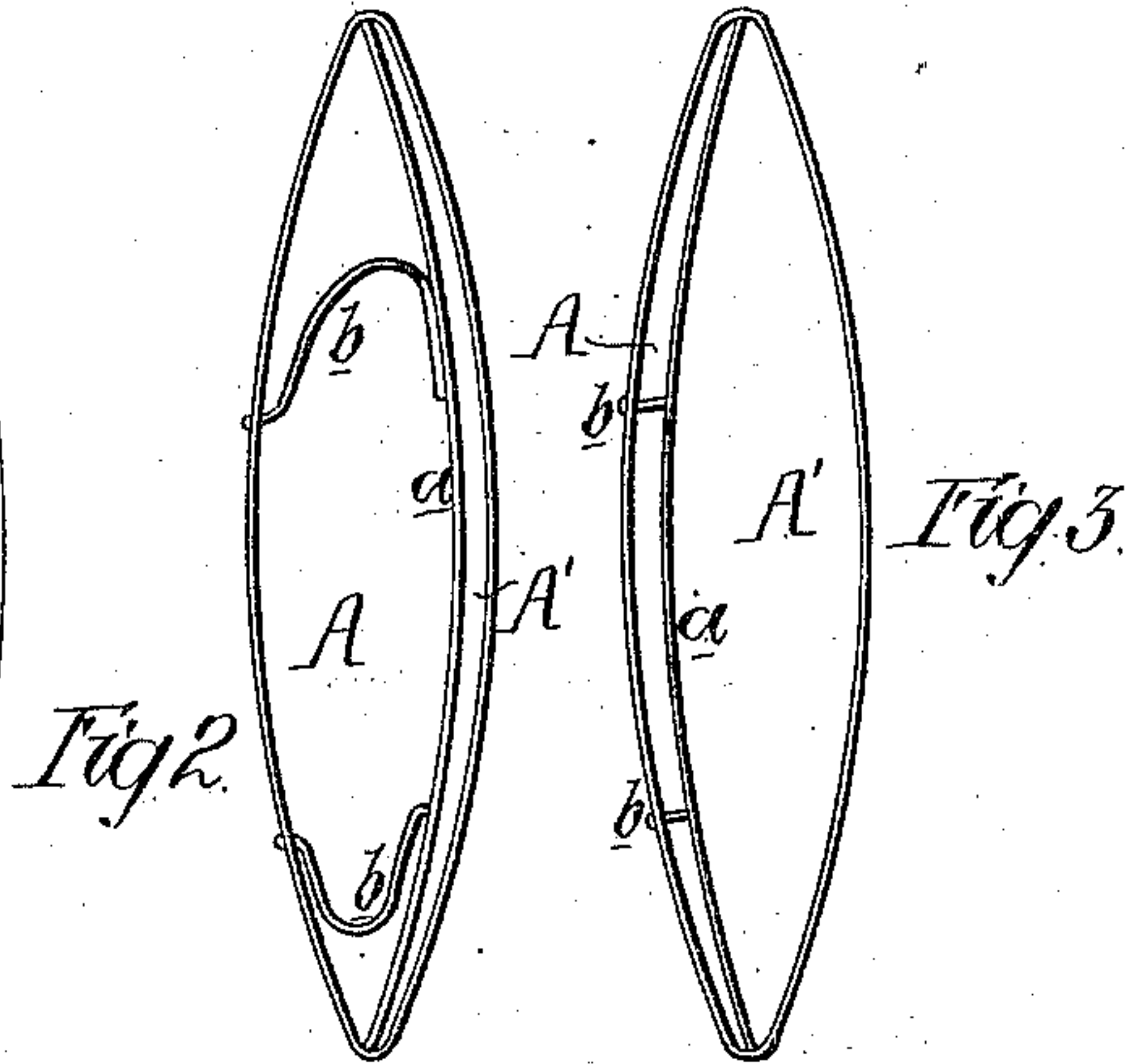


Fig. 2.

Fig. 3.

Fig. 2.

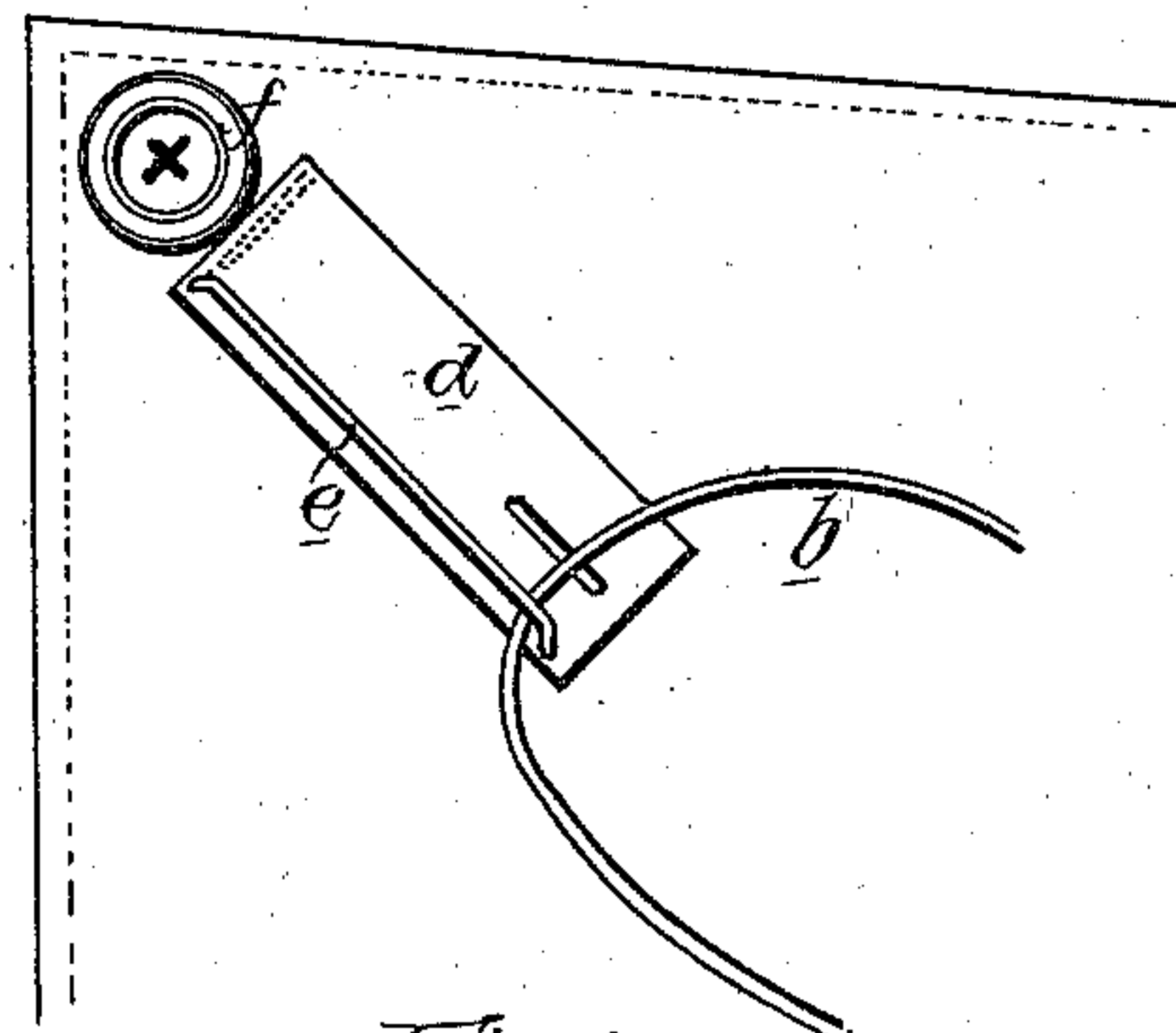


Fig. 5.



Fig. 6.

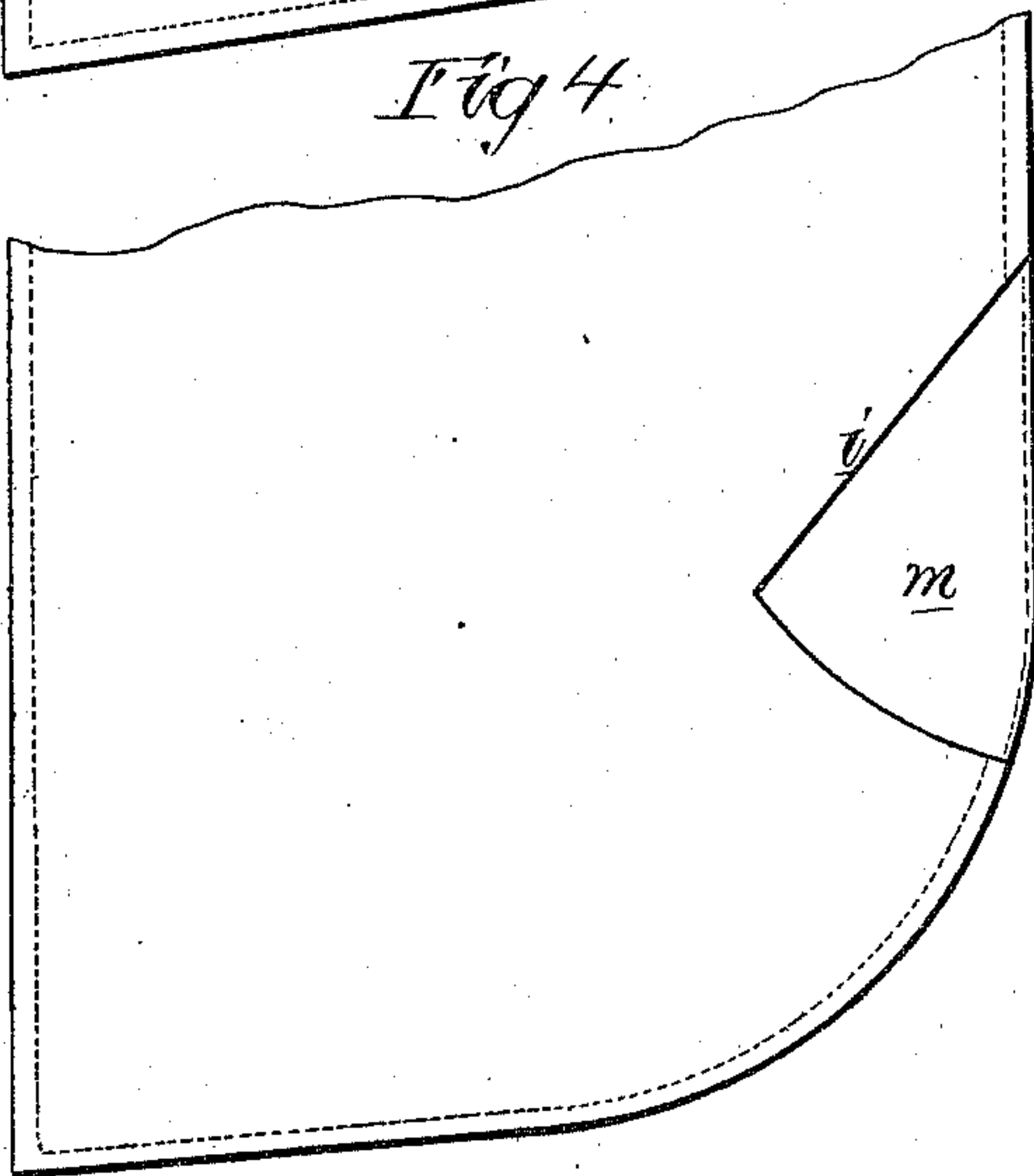
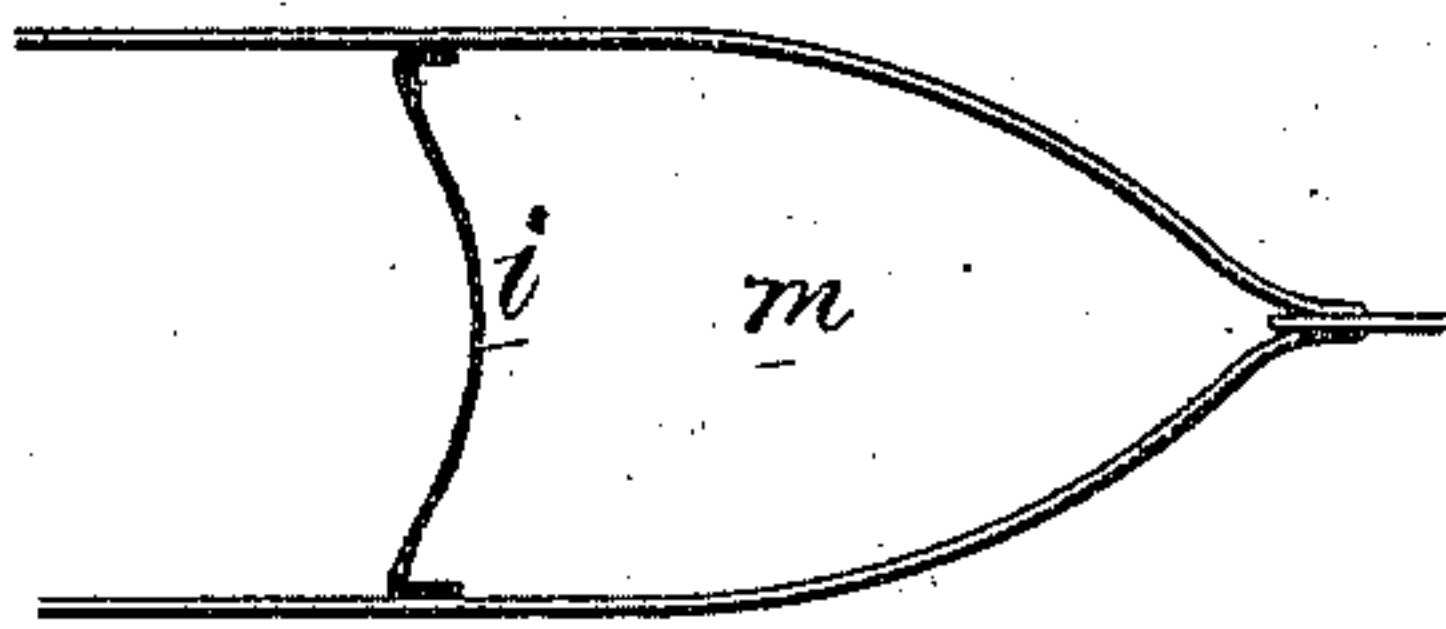


Fig. 4.

Witnesses, Harry A. Crawford
Harry Smith

Inventor
William V. Perry
by his Attorneys
Howson and Co.

UNITED STATES PATENT OFFICE.

WILLIAM V. PERRY, OF BEAVER DAM, WISCONSIN, ASSIGNOR OF ONE-HALF HIS RIGHT TO DILLWYN SMITH, OF BURLINGTON, NEW JERSEY.

IMPROVEMENT IN SAFETY-POCKETS.

Specification forming part of Letters Patent No. **198,753**, dated January 1, 1878; application filed May 26, 1877.

To all whom it may concern:

Be it known that I, WILLIAM V. PERRY, of Beaver Dam, Wisconsin, have invented a new and useful Improvement in Safety-Pockets, of which the following is a specification:

The object of my invention is to construct a pocket from which the accidental fall of the contents is prevented, and the interior of which may be rendered difficult of access when desired—an object attained in the manner which I will now proceed to describe, referring to the accompanying drawings, in which—

Figure 1 is a perspective view of my improved pocket; Figs. 2 and 3, views of the mouth of the same; Figs. 4, 5, and 6, views of another portion of the pocket; and Fig. 7, a view showing the securing devices unfastened.

The body of the pocket is made as usual; but its interior is divided into two portions, A and A', by a central partition, *a*, which extends completely across the pocket, and from top to bottom of the same.

To the front portion of this partition, adjacent to the mouth of the pocket, are attached the ends of a cord, *b*, which passes through openings *c* in the inside cover of the pocket, and between a strip, *d*, secured to the pocket, and a cord, *e*, carried by said strip.

The portion A of the pocket is intended for the reception of articles of value, and the portion A' for small change, or other articles which it is not desired especially to protect.

By turning up the strip *d* and securing its lower end to a button, *f*, or other fastening, the cord *b* will be tightened, and that portion of the partition *a* adjacent to the mouth of the pocket will be drawn over close to the inside of the same, as shown in Fig. 3, so that it would be impossible to introduce the hand into the portion A of the pocket without considerable effort.

When it is not desired to prevent ready access to the portion A of the pocket, the end of the strip *d* may be removed from the button *f* and allowed to hang loosely, thus removing the tension on the cord *b*, and allowing the partition *a* to be moved to the position shown in Fig. 2.

The entire release of the cord from the strip, however, is prevented by means of the cord *e*, which constantly retains the cord *b* in position for being acted on by the strip *d*, in order to close the portion A of the pocket.

In the interior of one or both portions of the pocket, and adjacent to the lower end of the mouth, I arrange diagonally a strip, *i*, of suitable fabric, which forms a supplementary pocket, *m*, Figs. 4, 5, and 6, having its mouth at the lower end, and gradually tapering to a point at the bottom of the mouth of the main pocket, as shown.

By this device I am enabled to prevent the falling of loose articles from the pocket, when the wearer assumes a reclining position, as the articles are invariably caught and retained by the pocket *m* before they can reach and fall from the mouth of the main pocket.

It will be evident that although I have shown my invention as applied to a double pocket, it can also be applied to a single pocket, the partition *a* being dispensed with, and the ends of the cord *b* attached directly to the outside cover of the pocket.

I claim as my invention—

1. The combination of the pocket, the cord *b*, the strip *d*, and button or other fastening *f*, as specified.

2. The combination of the pocket, the cord *b*, strip *d*, fastening *f*, and cord *e*, as described.

3. The combination of a pocket with a central partition, *a*, and devices for drawing the same to one side or the other, so as to obstruct the mouth of one portion of the pocket while the other is unobstructed, as specified.

4. The combination of a pocket with a strip, *i*, extending downward from the lower end of the mouth of the main pocket, to prevent the accidental falling out of the articles contained, substantially as set forth.

In testimony whereof I have signed my name to this specification in the presence of two subscribing witnesses.

WILLIAM V. PERRY.

Witnesses:

HERMANN MOESSNER,
HARRY SMITH.