

D. J. STEIN.  
Writing-Desk.

No. 198,056.

Patented Dec. 11, 1877.

Fig. 1.

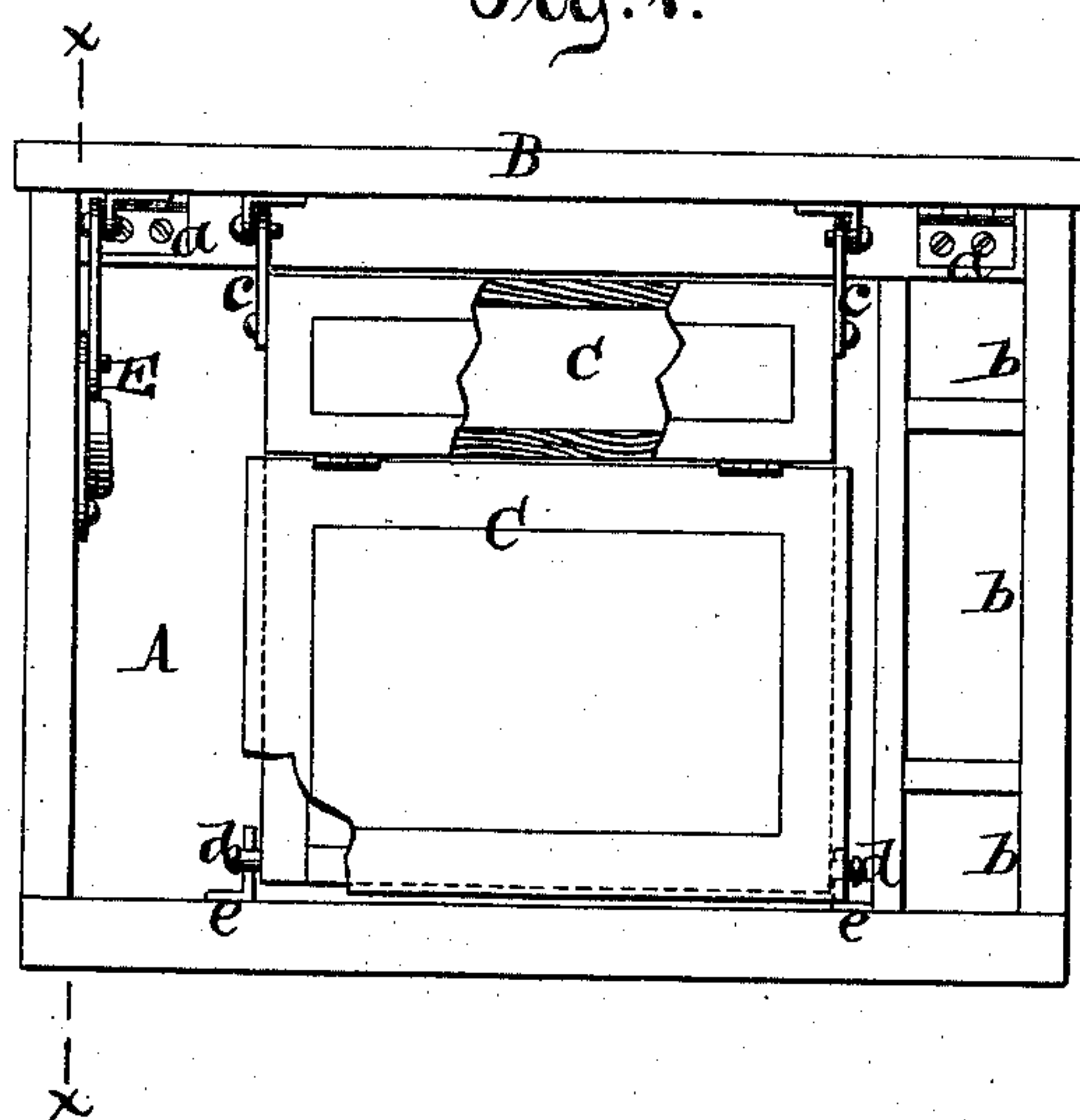


Fig. 2.

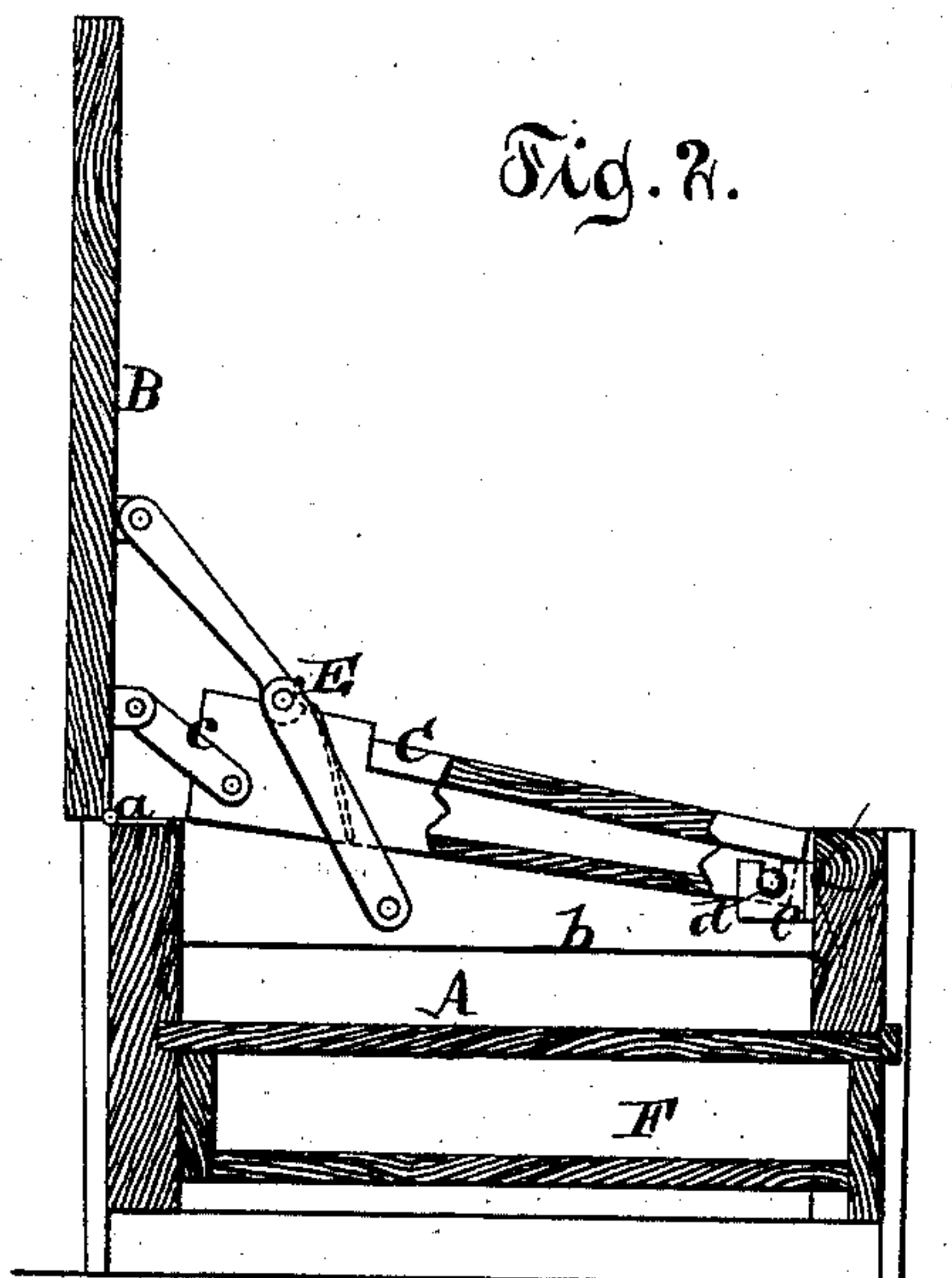


Fig. 3.

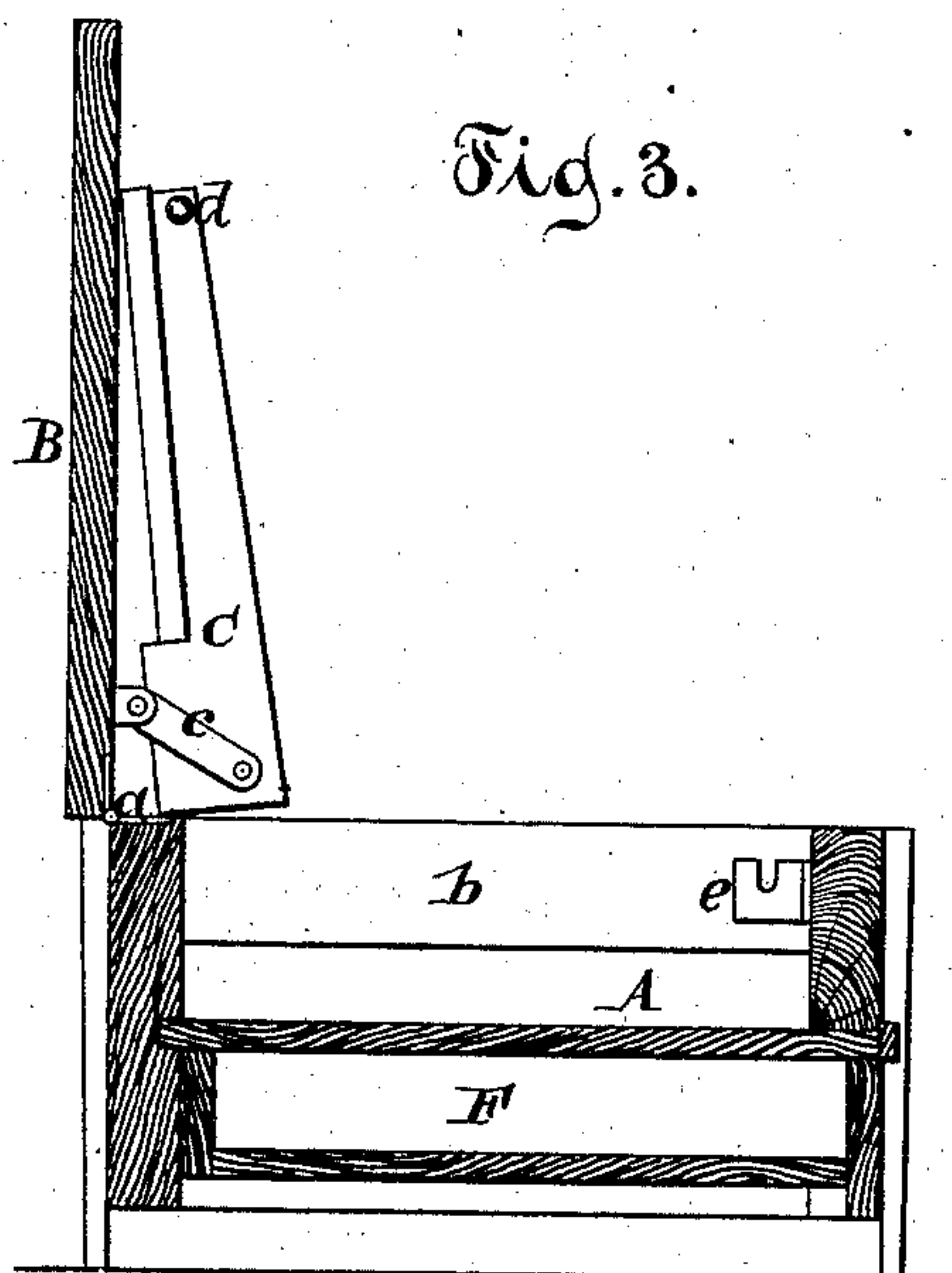
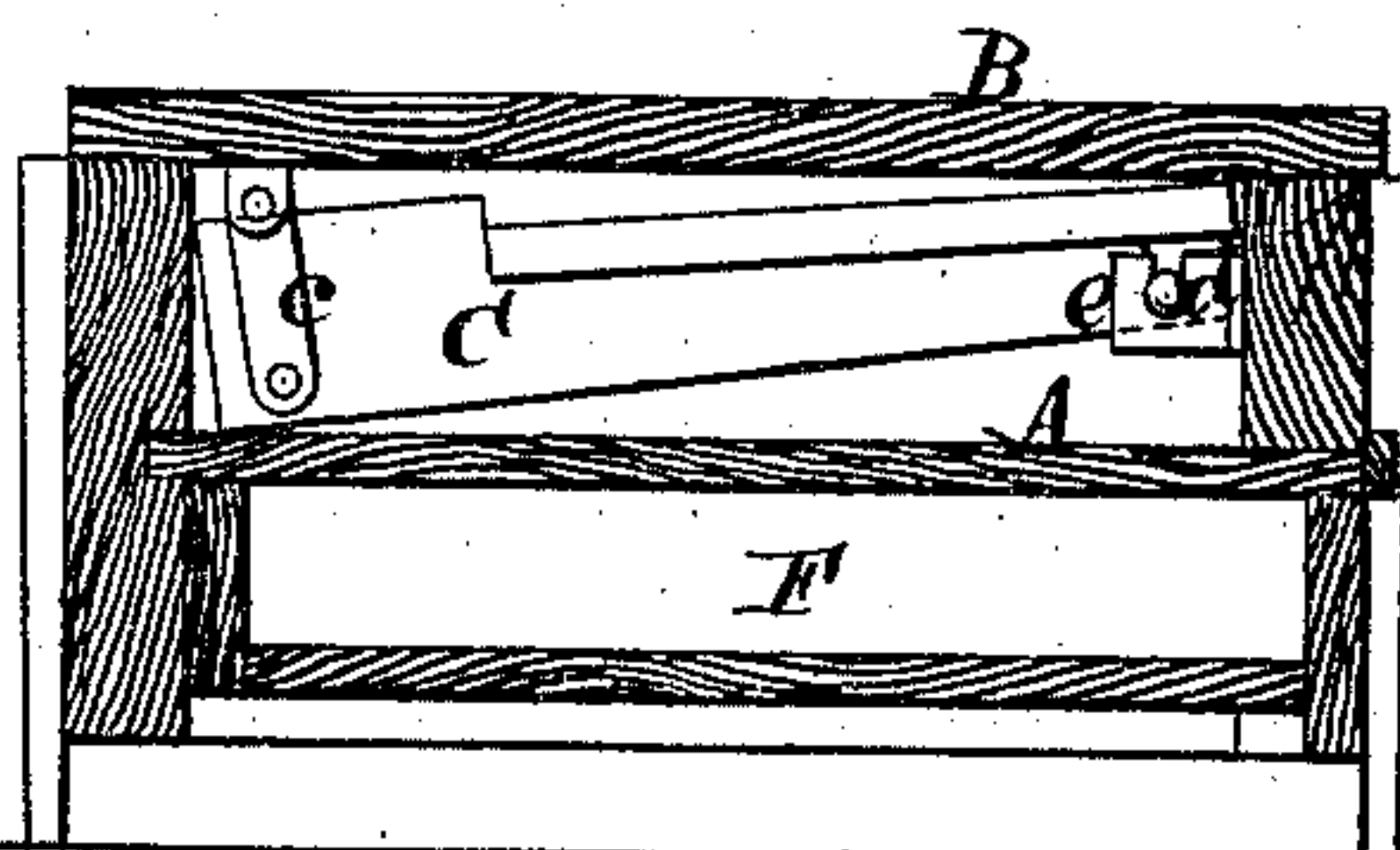


Fig. 4.



Witnesses.

Otto Stufeland.

J. A. Rutherford.

Inventor.

David J. Stein.

by  
Van Santvoord & Hauck  
his attorneys

# UNITED STATES PATENT OFFICE.

DAVID J. STEIN, OF NEW YORK, N. Y.

## IMPROVEMENT IN WRITING-DESKS.

Specification forming part of Letters Patent No. **198,056**, dated December 11, 1877; application filed September 6, 1877.

*To all whom it may concern:*

Be it known that I, DAVID J. STEIN, of the city, county, and State of New York, have invented a new and useful Improvement in Writing-Desks, which improvement is fully set forth in the following specification, reference being had to the accompany drawing, in which—

Figure 1 represents a plan or top view of my desk, partly in section, the inclosing-case being open. Fig. 2 is a cross-section thereof on the line *x x*, Fig. 1. Fig. 3 is a like section when the desk proper is swung back. Fig. 4 is a similar section when the desk-top and its inclosing-case is shut.

Similar letters indicate corresponding parts.

My invention consists in the combination of an inclosing-case, having a hinged lid, and a desk-top which is adapted to go within such case, and is connected to its said hinged lid by means of pivoted links, while it is provided with laterally-projecting pins resting on brackets secured to the interior and front part of the case, in such a manner that when said hinged lid of the inclosing-case is shut the desk-top is lowered into the case, while when said lid is raised the desk-top is lifted out of the case, and is brought into a horizontal or inclined position ready for use, the laterally-projecting pins and supporting-brackets, moreover, permitting of swinging the desk-top back, so as to lay bare the interior of the case, as hereinafter more fully set forth.

In the drawing, the letter A designates the inclosing-case of my desk, the lid B of which is connected thereto by hinge-joints *a*; and *c* is the desk-top. This top may be constructed in any desired way; but it is made of such size as to go within the case A, being, in the example shown, made of equal length but less width than the case, so as to permit of providing the latter with recesses *b* for the reception of articles of stationery.

The letter *e* designates link-arms, which are pivoted at one of their ends to the respective sides of the desk-top C, near the rear edge of

the latter, and pivoted at their opposite ends to the lid B of the case.

*d* designates pins projecting laterally from the desk top C, near the front edge thereof; and *e* are brackets secured to the interior and front part of the case A, adjacent to the pins *d*.

The pins *d* rest in the brackets *e* when the desk-top C is in its normal position, and by this means the front part of the top is supported, while the rear part thereof is supported by the link-arms *e*.

When the lid B of the case is shut the desk-top C is automatically lowered into the case, as shown in Fig. 4, and thus protected from dust or dirt, while when said lid is raised the top C is lifted partially out of the case, as shown in Fig. 2, and is brought into an inclined (or horizontal) position ready for use.

When it is desired to obtain access to the interior of the case A the pins *d* are simply disengaged from the brackets *e*, and the desk-top C swung back to the position shown in Fig. 3, the interior of the case being thus laid bare.

For the purpose of holding the lid B of the case in its open position I make use of a jointed brace, E, (see Figs. 1 and 2,) the same being pivoted to the side of the case A and to the lid; but, if desired, other means may be employed for this purpose; and in order to utilize every portion of the case A, I arrange a drawer, F, on the lower part thereof.

What I claim as new, and desire to secure by Letters Patent, is—

The combination, in a writing-desk, of the case A, its hinged lid B, the desk-top C, link-arms *e*, laterally-projecting pins *d*, and brackets *e*, all constructed and adapted to operate substantially as described.

In testimony that I claim the foregoing I have hereunto set my hand and seal this 3d day of September, 1877.

DAVID J. STEIN. [L. S.]

Witnesses:

W. HAUFF,

E. F. KASTENHUBER.