

F. LICHTENFELS.
Bracelet.

No. 197,937.

Patented Dec. 11, 1877.




Fig. 1

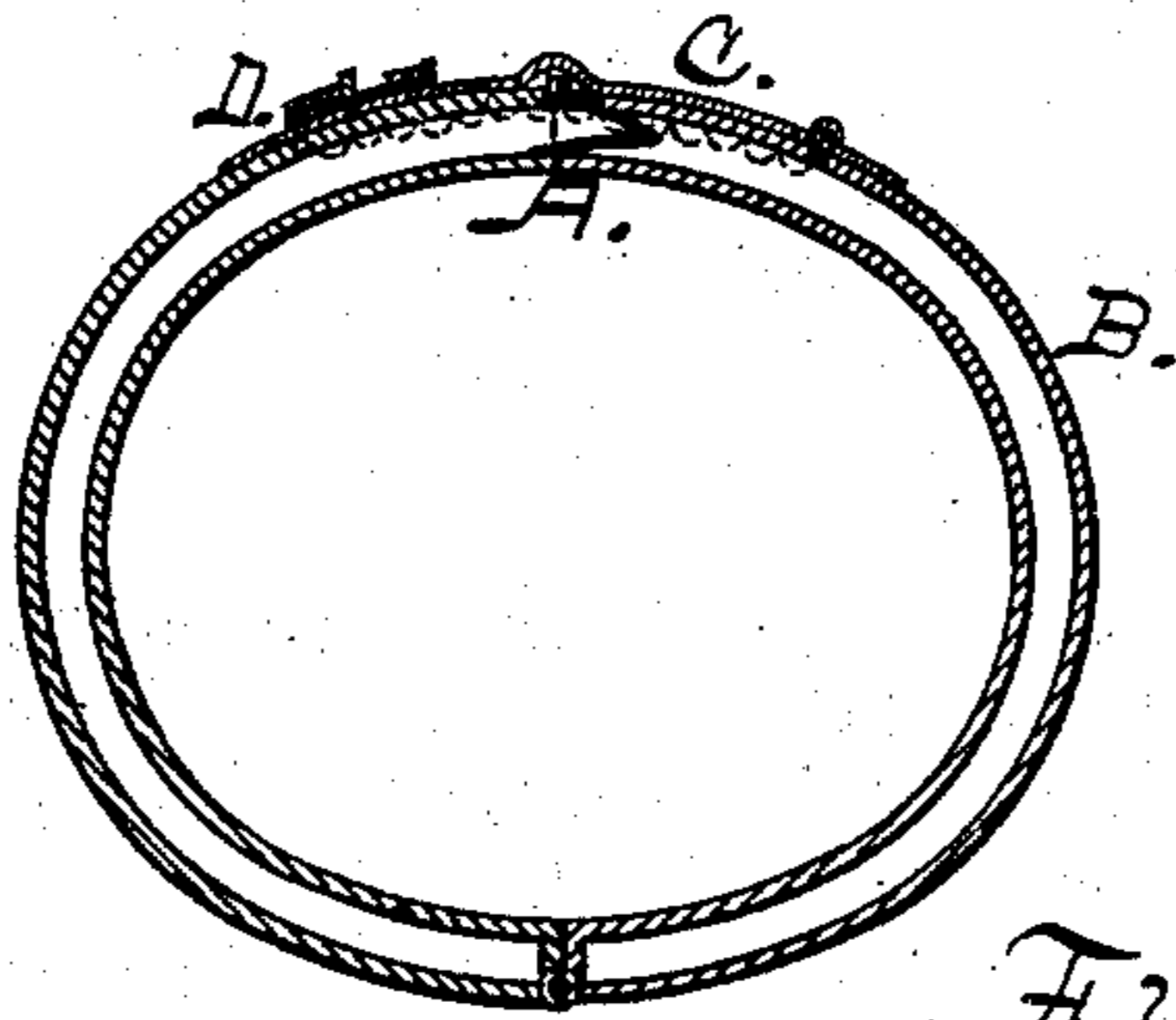



Fig. 2

Witness
John C. Tunbridge
Wm. H. Darlings

Inventor
Frederick Lichtenfels
By Horace Harris atty


UNITED STATES PATENT OFFICE.

FRIEDRICH LICHTENFELS, OF NEWARK, NEW JERSEY.

IMPROVEMENT IN BRACELETS.

Specification forming part of Letters Patent No. **197,937**, dated December 11, 1877; application filed October 24, 1877.

To all whom it may concern:

Be it known that I, FRIEDRICH LICHTENFELS, of Newark, in the county of Essex, State of New Jersey, have invented a new and useful Improvement in Bracelets, which improvement is fully set forth in the following specification and accompanying drawings, in which—

Figure 1 is a side or edge view, and Fig. 2 is a plan.

The object of my invention is to provide a shield for the lock-joint of a bracelet that, covering the whole width of the bracelet, shall guard the joint, keeping the joining ends firm, prevent the bracelet from unclasping, keep out the dirt, and contribute an added element of ornamentation.

The bracelet B, at the joint A, is covered with a clasp, C, which is jointed to one section or half, and made to cover the whole of the joint by closing down upon the end of the

other section, where it is caught and held by a catch or lock, D. This catch may be variously made, to suit the taste of the manufacturer.

This clasp C is made in a recess, having the edges turned over to cover the edges of the bracelet-joint, so that the clasp not only covers the front of the joint, but the edges also, and these side strips serve as an additional feature of protection and embellishment.

Therefore, what I claim is not, broadly, a clasp covering the bracelet-catch; but

What I desire to secure by Letters Patent is—

The bracelet B, having the clasp C, covering the front and edges of the joint A, substantially as and for the purposes specified.

FRIEDRICH LICHTENFELS.

Witnesses:

HORACE HARRIS,
JOHN C. TUNBRIDGE.