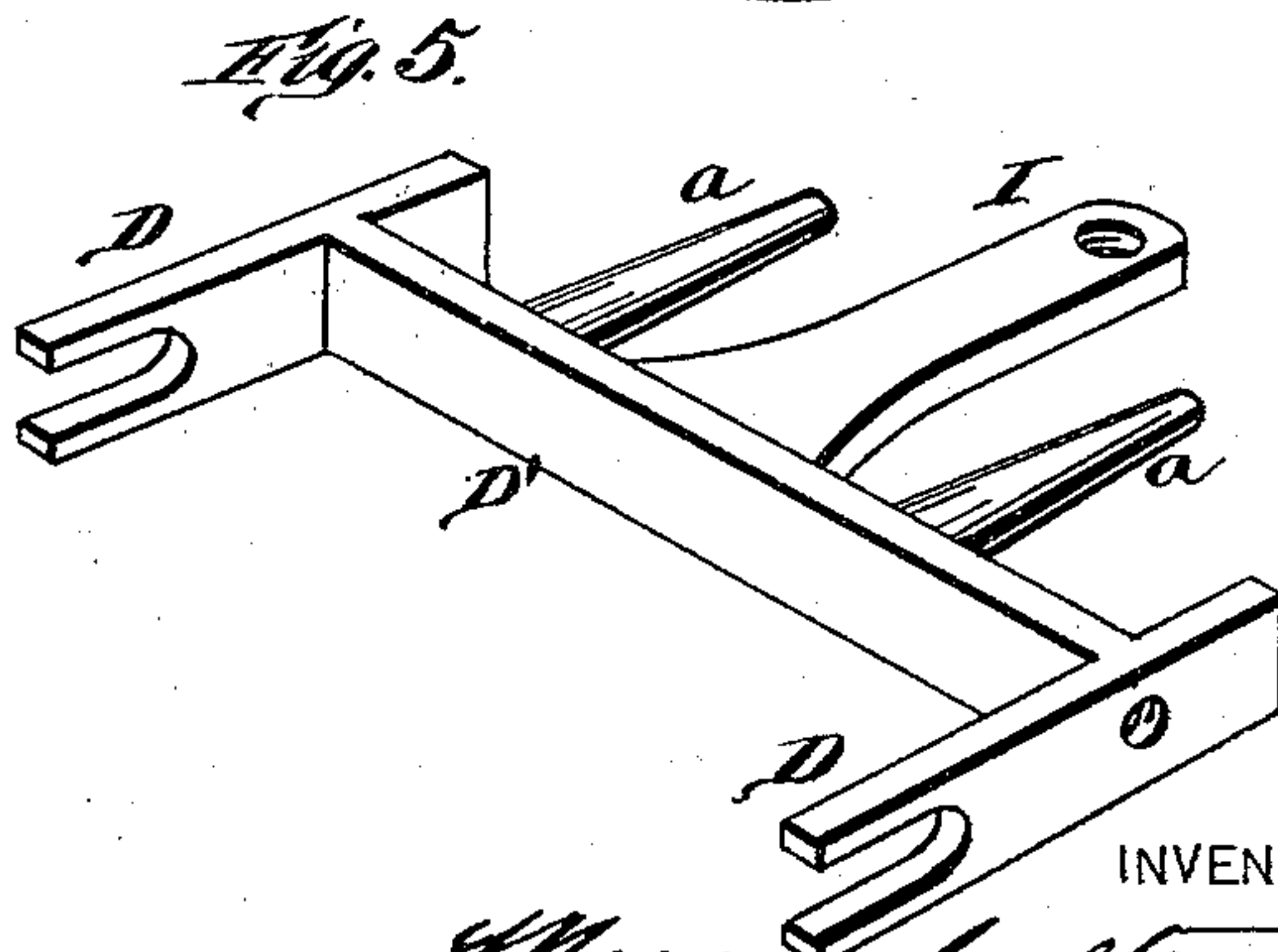
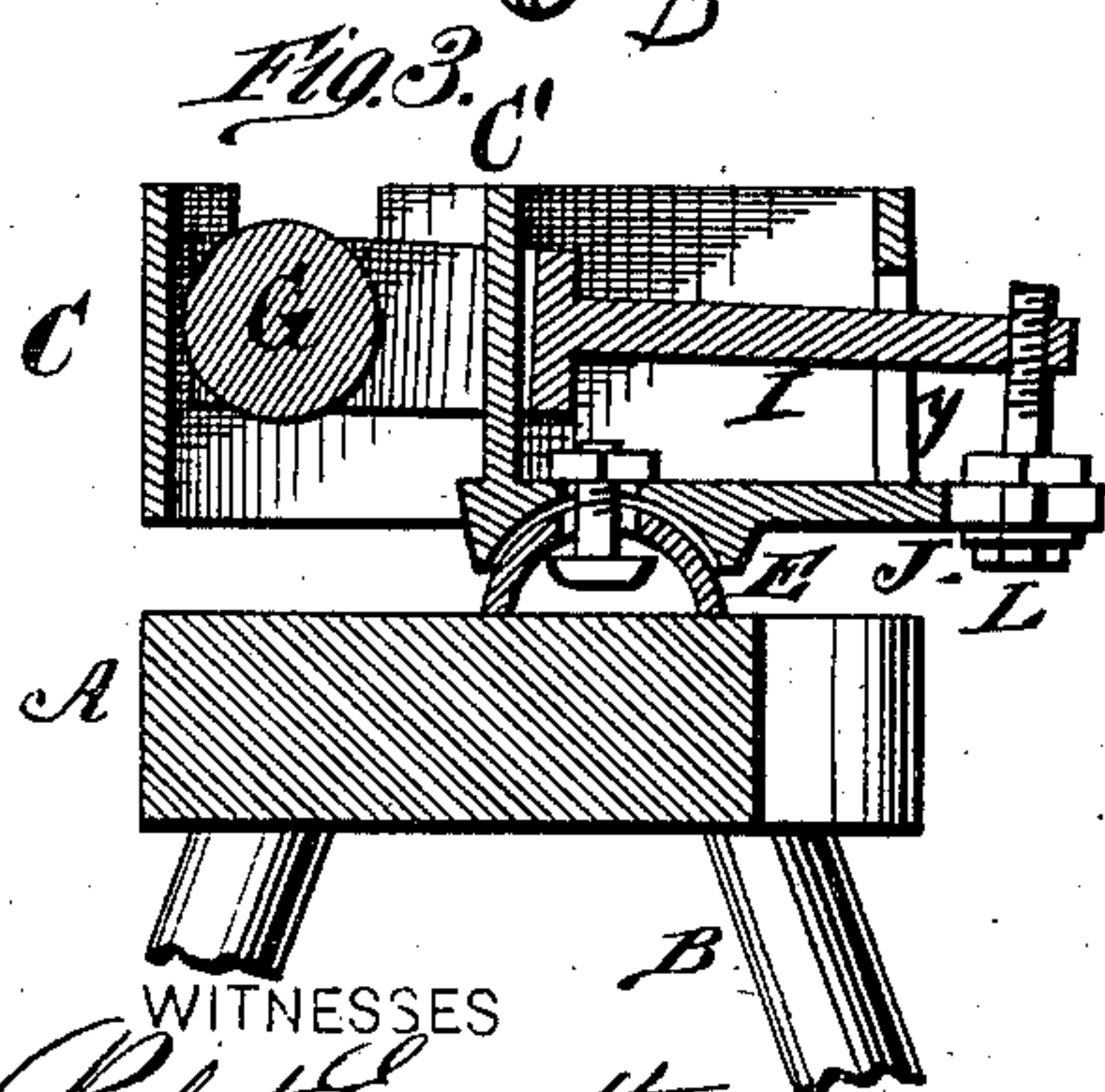
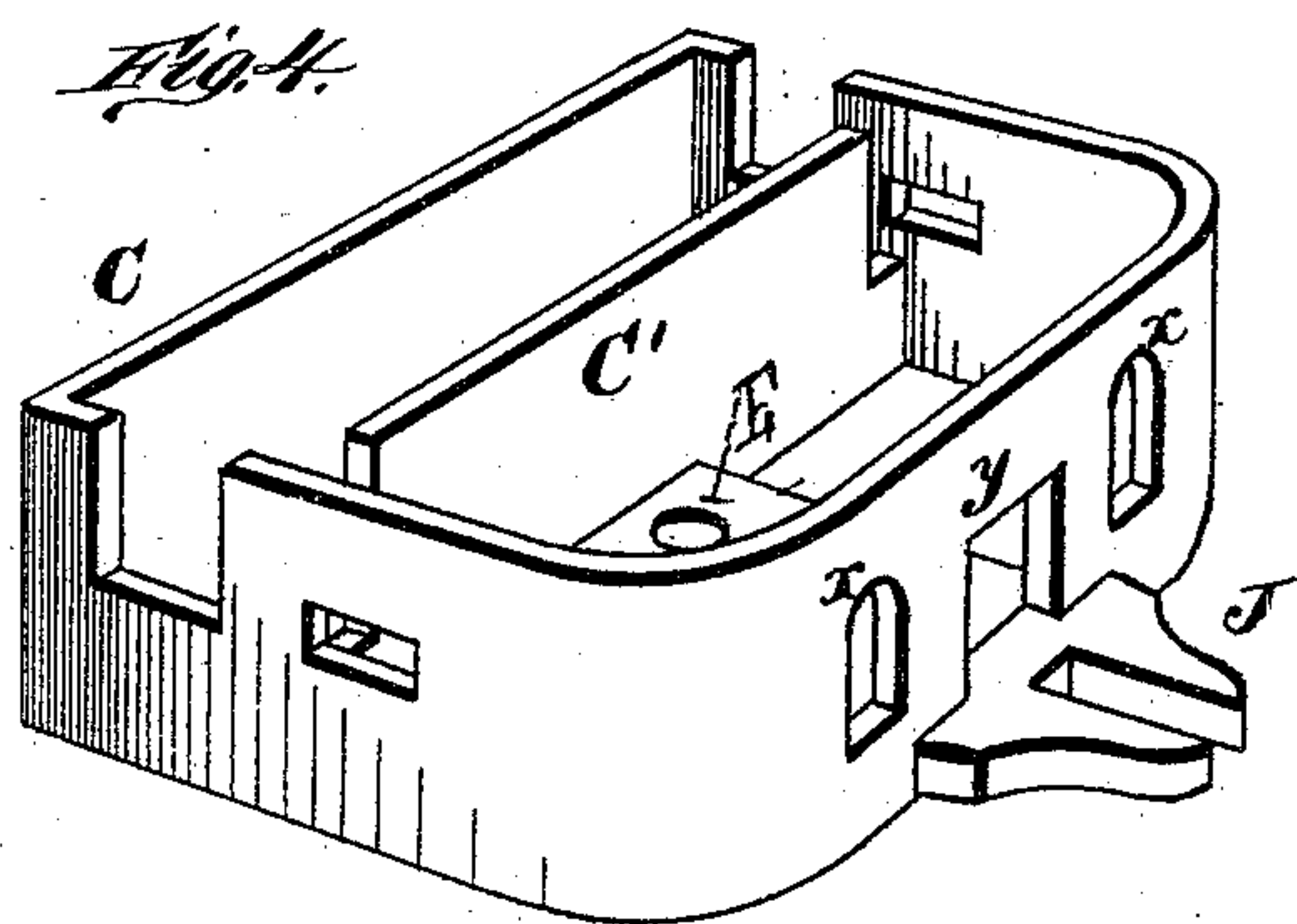
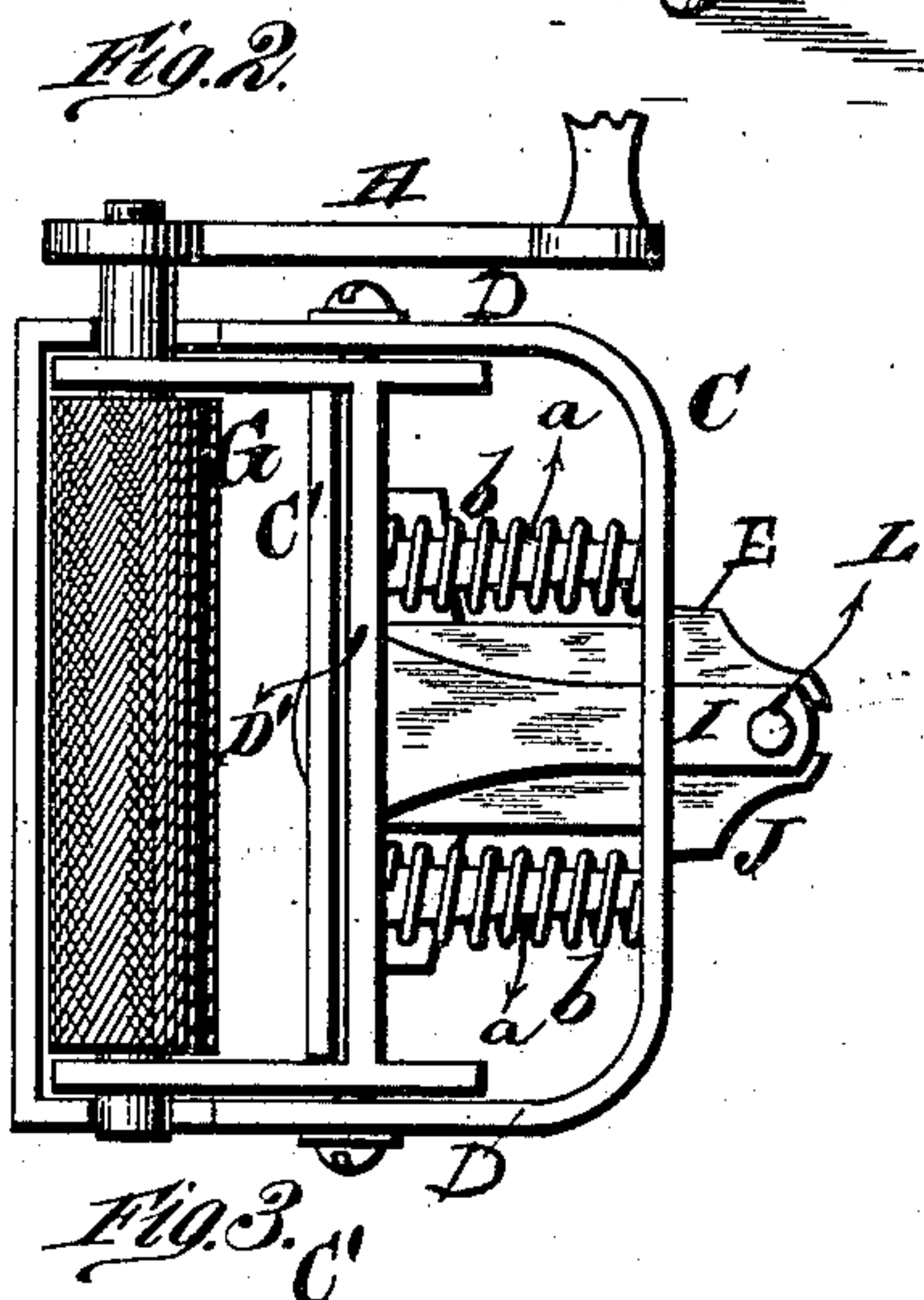
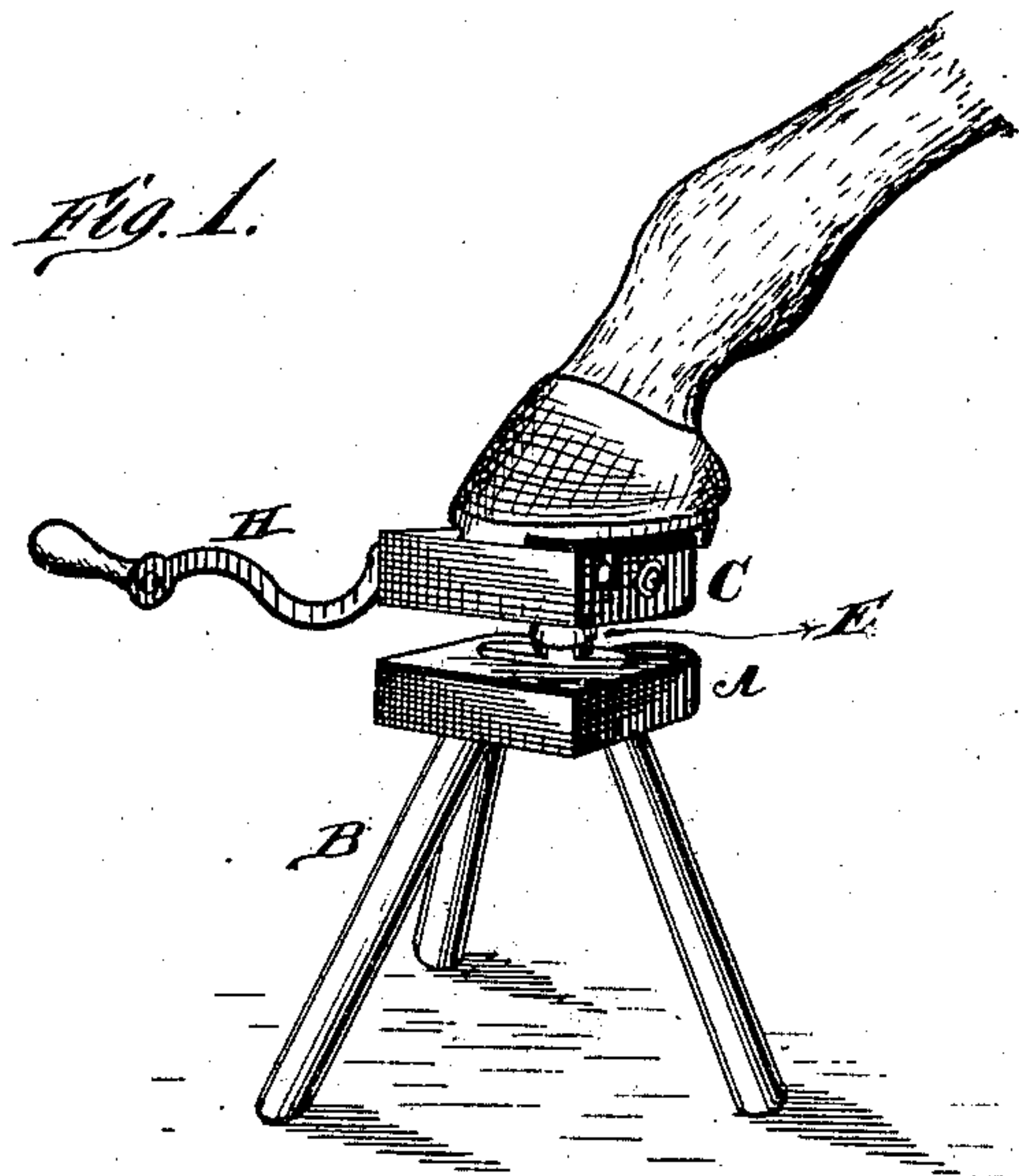


M. COLTON.
Horseshoe-Calk Sharpener.

No. 197,829.

Patented Dec. 4, 1877.



WITNESSES

Robert Emmett
George E. Upham.

INVENTOR.

Morgan Colton.
Gilmore & Smith Co.
ATTORNEYS

UNITED STATES PATENT OFFICE.

MORGAN COLTON, OF WOODSTOCK, ILLINOIS.

IMPROVEMENT IN HORSESHOE-CALK SHARPENERS.

Specification forming part of Letters Patent No. **197,829**, dated December 4, 1877; application filed October 27, 1877.

To all whom it may concern:

Be it known that I, MORGAN COLTON, of Woodstock, in the county of McHenry and State of Illinois, have invented a new and valuable improvement in machine for sharpening calks of horse and mule shoes without removing the shoes from the feet; and I do hereby declare that the following is a full, clear, and exact description of the construction and operation of the same, reference being had to the annexed drawings, making a part of this specification, and to the letters and figures of reference marked thereon.

Figure 1 of the drawings is a perspective of my machine for sharpening toes and calks of horseshoes as applied. Fig. 2 is a plan view. Fig. 3 is a transverse vertical sectional view. Fig. 4 is a perspective view of the case, and Fig. 5 is a perspective of the lever.

The nature of my invention consists in the construction and arrangement of a machine for sharpening the calks of horseshoes while on the horse's hoofs, as will be hereinafter more fully set forth.

The annexed drawings, to which reference is made, fully illustrate my invention.

A represents a stool, supported upon legs B, of any suitable height. C represents a cast-iron case attached to the top of the stool A, and working thereon by a loose socket-pivot, E, of any suitable construction. Within the case C is a longitudinal cross-bar, C', having a deep recess or notch at each end, to receive two bars, D D, which are connected by a bar, D'. In the front ends of the arms D D are placed the journals of a cylindrical file, G, and one of said journals is extended beyond the main frame or case for the attachment of a crank, H, by means of which the file is rotated. The file G lies between the front of the case and the cross-bar C', and the bar D' of the file-frame lies against the other side of said bar C'. From the bar D' project two pins, *a a*, which enter vertical slots *x x* in the back of the case C, and said pins are surrounded by

spiral springs *b b*. From the center of the bar D' also projects a lever, I, which extends through a slot, *y*, in the back of the case, and the rear end of said lever is connected to a slotted ear, J, on the back of the case by a bolt, L.

The operation of the machine is as follows: The horseshoe, while upon the horse's foot, is placed on top of the machine in such a manner that the calk to be sharpened is caught between the file and the front of the cast-iron box, and by turning the file by means of the crank the calk is soon filed sharp. The file yields, according to the size of the calk, by means of the springs *b*.

The lever I is used to raise or lower the file, so as to cut a short or long calk, said lever being adjusted by means of the bolt or set-screw L.

The loose socket-pivot E allows the machine to accommodate itself to any position in which the foot may be.

What I claim as new, and desire to secure by Letters Patent, is—

1. In a machine for sharpening horseshoe-calks, a cylindrical rotating file journaled in an adjustable yielding frame, and the whole arranged in a self-adjusting box or case, substantially as and for the purposes set forth.

2. The box or case C, carrying the entire operating mechanism, and supported by a loose socket-pivot, substantially as and for the purposes set forth.

3. The file-frame D D', carrying the cylindrical file G, provided with pins *a a* and springs *b b*, and adjusted by means of a lever, I, and set-screw L, substantially as and for the purposes set forth.

In testimony that I claim the above I have hereunto subscribed my name in the presence of two witnesses.

MORGAN COLTON.

Witnesses:

J. A. PARRISH,
G. WRIGHT.