

W. FERGUSON.
Belt-Fastener.

No. 197,726.

Patented Dec. 4, 1877.

Fig. 1.

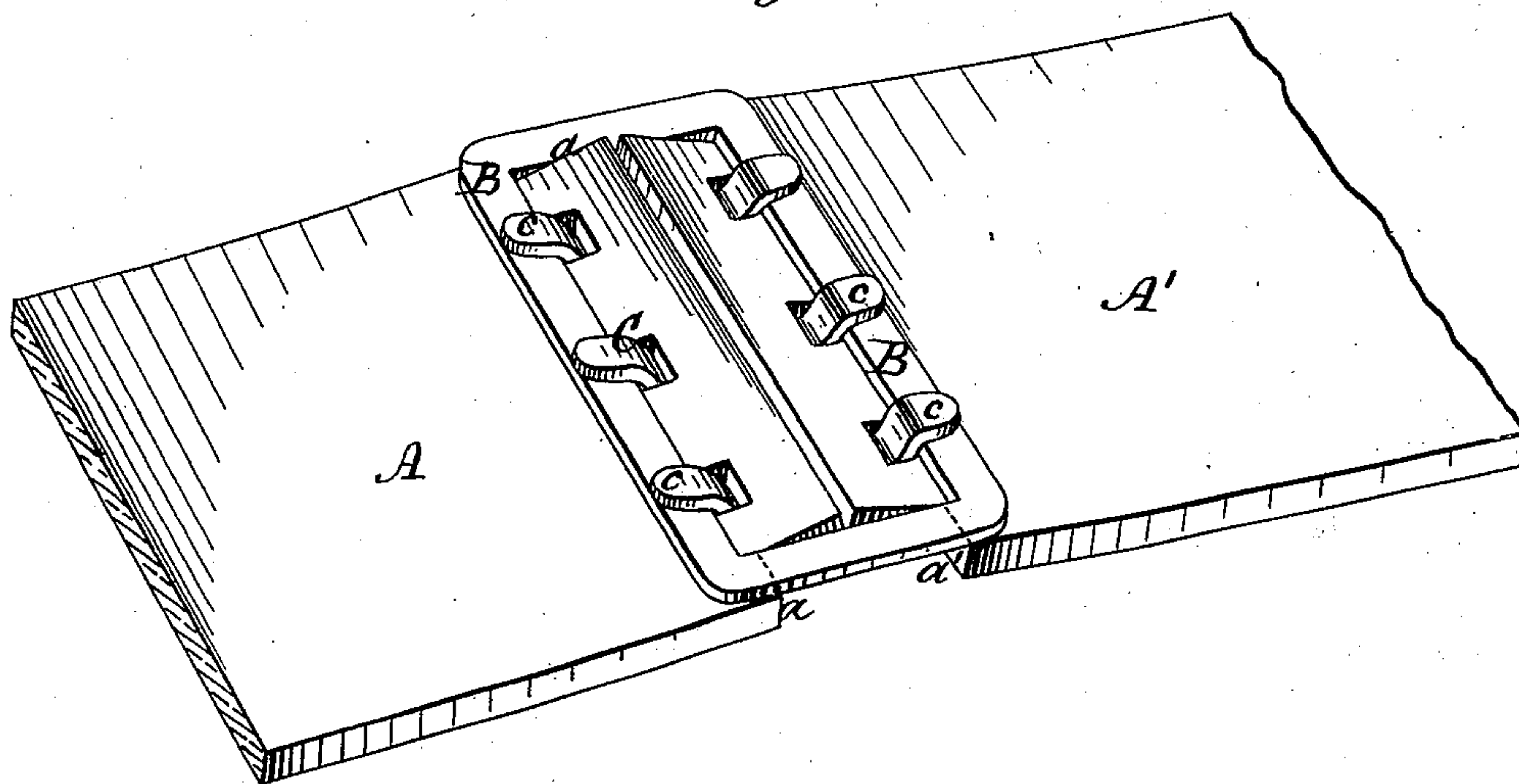


Fig. 2.





Fig. 3.



Witnesses:
S. J. Masson
D. T. Low

Inventor:
William Ferguson
by E. E. Masson
att'y.

UNITED STATES PATENT OFFICE.

WILLIAM FERGUSON, OF CANTON, OHIO, ASSIGNOR OF ONE-HALF HIS
RIGHT TO HERMAN L. KUHN, OF SAME PLACE.

IMPROVEMENT IN BELT-FASTENERS.

Specification forming part of Letters Patent No. **197,726**, dated December 4, 1877; application filed
October 23, 1877.

To all whom it may concern:

Be it known that I, WILLIAM FERGUSON, of Canton, in the county of Stark and State of Ohio, have invented a new and useful Improvement in Belt-Fasteners; and that the following is a full, clear, and exact description of the same, reference being had to the accompanying drawings, making a part of this specification, in which—

Figure 1 represents, in perspective, the belt-fastener uniting the two ends of a belt. Fig. 2 represents the same in longitudinal section. Fig. 3 represents, in perspective, one of the connecting links or hooks.

My invention relates to that class of belt-fasteners in which the ends of a belt are united by metallic fastenings to dispense with lacing.

My invention consists in a series of links bent so as to form a double hook at each end, in combination with a rectangular loop or buckle to support the bent ends of said links, and allow the ends of a belt recessed as described to open and embrace any small-sized pulley, as will be more fully described hereinafter.

In the drawings, A and A' represent the two ends of a belt. B represents a rectangular loop or buckle, that supports the bent ends *c* of a link or series of links, C, uniting the two ends of said belt. These ends are recessed, at *a* and *a'*, on each side, to receive the buckle, so that its edge will not project beyond the side of the belt. The end of each

link C has a double bend, as shown in Fig. 3, the bend *b* being partly circular, so as not to impair the strength of the loops at the point where the strain of the belt is exerted upon them. The ends *c*, under the strain of the belt, press upon the buckle B, and partly embed it in the top of the belt, thus dividing the strain upon the material of which the belt is made at two or more points, that are not directly opposite, on each side of the belt, thus forming a very efficient belt-fastener.

The ends of the belt being free to open while passing around very small pulleys, the material of the belt is not bent back and forth, and thus weakened. They can be taken apart and united again in a few minutes without requiring any special tools, and new pieces of belt can be united by simply cutting or punching holes near the ends of the belt, introducing the links, and passing the buckle under the hooks *c*, while one end of the belt is held parallel and adjacent to the other.

Having now fully described my invention, I claim—

In combination with the abutted ends of a belt, recessed as described, the rectangular frame B, and a series of double hooks, C, all constructed and operating as and for the purpose specified.

WILLIAM FERGUSON.

Witnesses:

CHARLES C. UPHAM,
WILLIAM J. PIERO.