

W. H. VAN WORMER.
Counter-Supports for Boots and Shoes.

No. 197,696.

Patented Nov. 27, 1877.

Fig. 1.

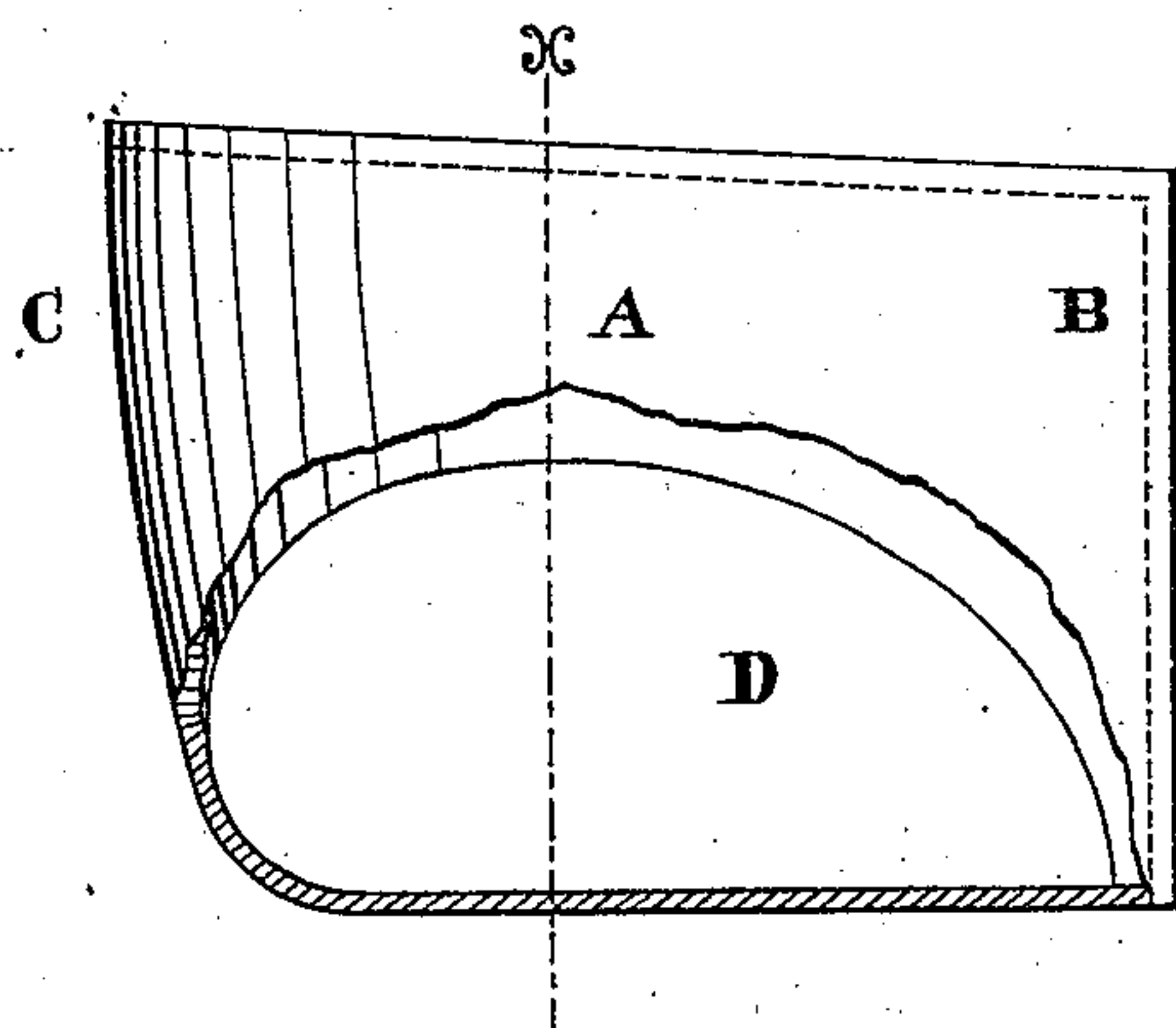


Fig. 2.

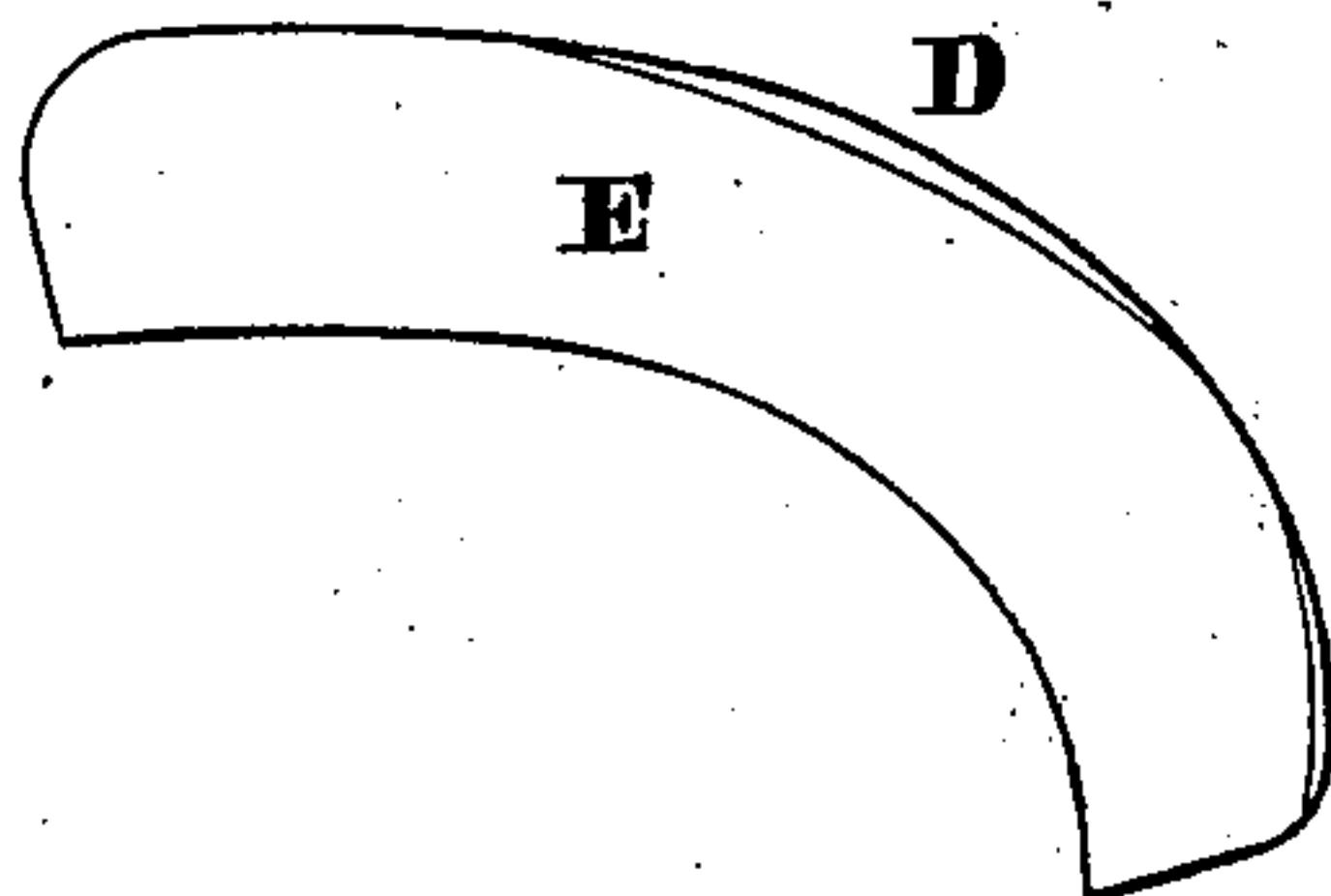
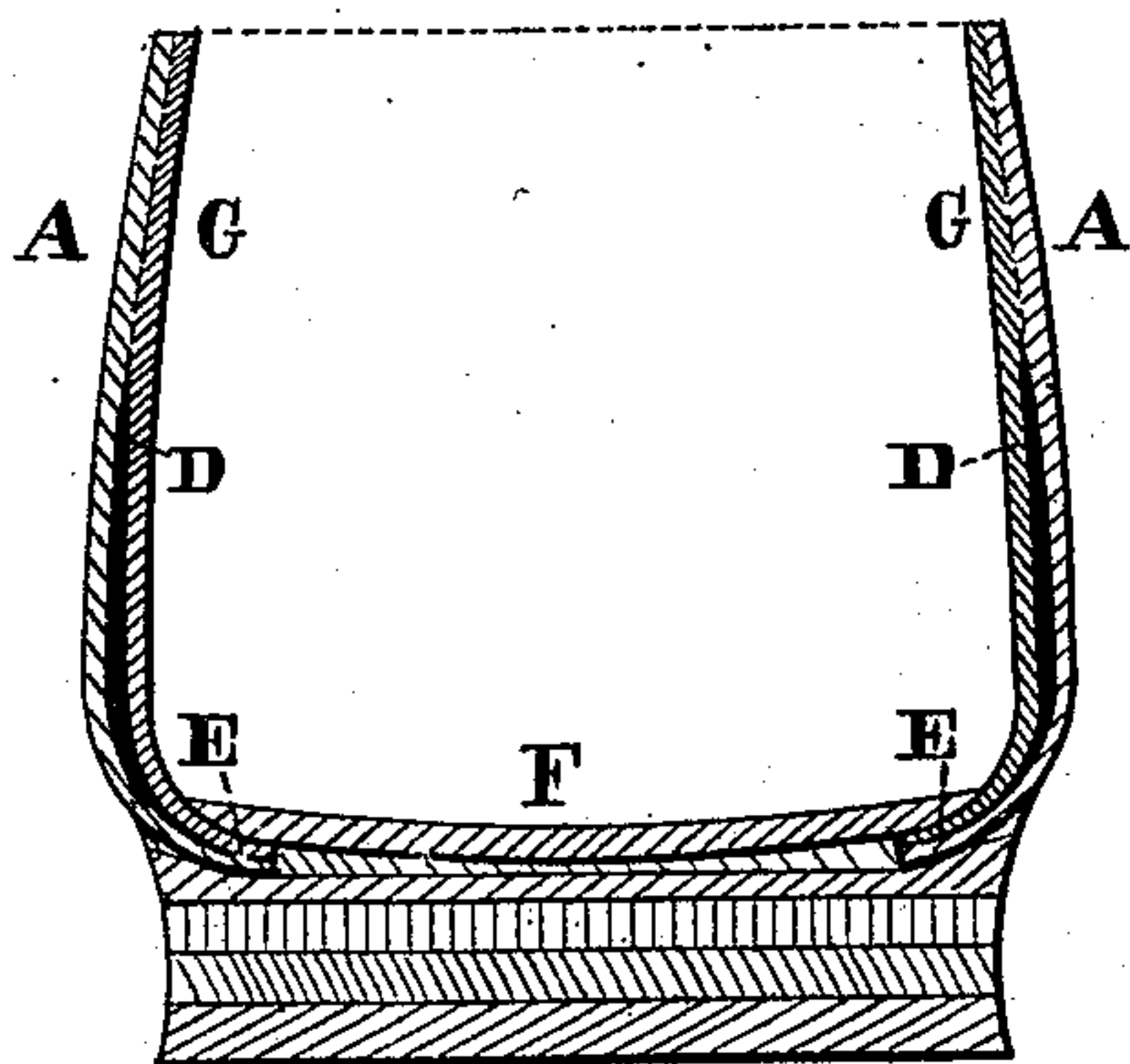


Fig. 3.



WITNESSES

Adolf Heile.
A. S. Mozers.

INVENTOR

William H. Van Wormer.
By G. L. Chapin. Atty.

UNITED STATES PATENT OFFICE.

WILLIAM H. VANWORMER, OF PIERCETON, INDIANA, ASSIGNOR OF TWO-THIRDS HIS RIGHT TO CARSON PARKER AND GEORGE W. HAYES, OF SAME PLACE.

IMPROVEMENT IN COUNTER-SUPPORTS FOR BOOTS AND SHOES.

Specification forming part of Letters Patent No. **197,696**, dated November 27, 1877; application filed October 20, 1877.

To all whom it may concern:

Be it known that I, WILLIAM H. VANWORMER, of Pierceton, in the county of Kosciusko and State of Indiana, have invented a new and useful Improvement in Counter-Stays for Boots and Shoes, of which the following is a specification, reference being had to the accompanying drawings, illustrating the improvement.

The nature of the present invention consists in two plates of metal, formed to fit the sides of the counter between the two layers of leather. The sides of the plates are rounded down at their ends, and are placed between the heel and side seams, so as to bring the inside of the counter even and smooth, and the lower parts thereof are brought under the insole, that they may be secured by the pegs or nails which hold the heels in place.

I accept as the state of the art that single heel-plates of metal have been placed back of the counters, and between the layers of leather; but the distinction is, that my improvement in two plates permits a free action of the heel of a person in a boot or shoe, and allows a lateral movement of an easy nature, and cannot injure or cramp the heel, as when inclosed in the most tender part by an unyielding material. Further, my object is to prevent boots and shoes from "running over" at the side of the heels—a desired attainment, which cannot be prevented by sole use of leather.

In the drawings, Figure 1 is a side elevation of a boot-counter, with the outer leather removed to show the side plate or stiffener; Fig. 2, a view of the plate removed and looking down on it; Fig. 3, a cross-section of the counter and plate, taken on line *x*, Fig. 1.

A represents the counter of a boot, B being the seam for uniting it with the "vamp," and C the seam or stitching in the middle of the counter, conforming to the ordinary construction. G represents the lining of the counter A, both parts requiring nothing better than such upper-leather that the boot is made of as to material, although a much poorer grade of leather may be used for the lining G. On each side of the back seam or stitching C, and between the seams B, is placed my improved counter stay or support, which is made of soft iron or spring-brass, formed to correspond to the contour of the counter A, so far as it extends, the lower part thereof extending under the insole F, that the pegs or nails which hold the heel on may hold the support in position.

In the manufacture of the stiffeners, sizes are selected to conform to the numbers of boots or shoes, and to attain uniformity in the construction dies for each sized stiffener should be employed. In practice, except for very heavy work, No. 18 sheet metal will answer the purpose and be easy for the heel of a person, as it will spring and permit of a free lateral movement.

I claim and desire to secure by Letters Patent—

A boot or shoe provided with the side sectional counter-stiffeners D E, adapted, as shown and described, to be placed between the counter A and lining G, as and for the purpose stated.

WILLIAM H. VANWORMER.

Witnesses:

WALTER CARRIER,
J. E. BLAISDELL.

Handwritten signature