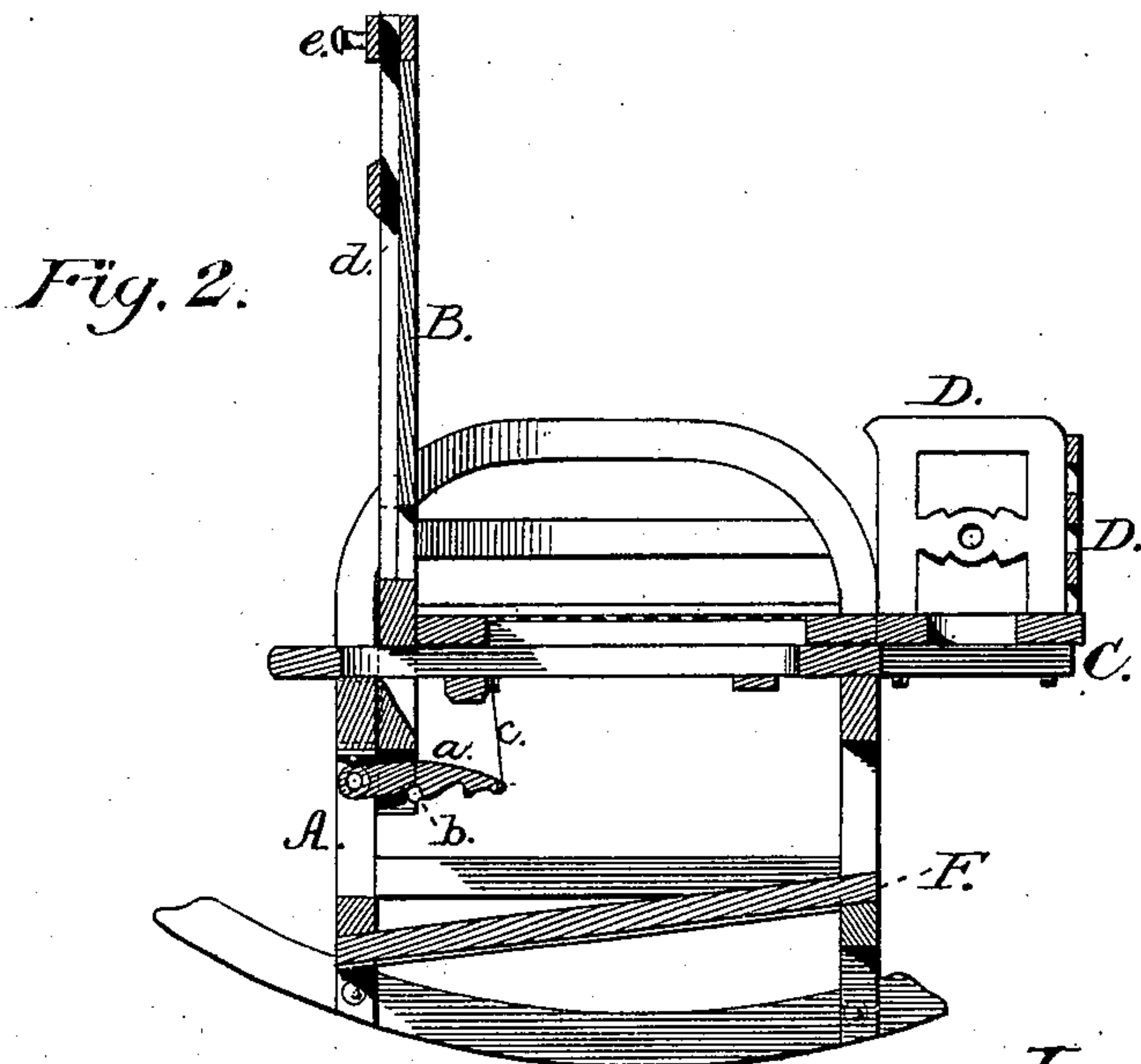
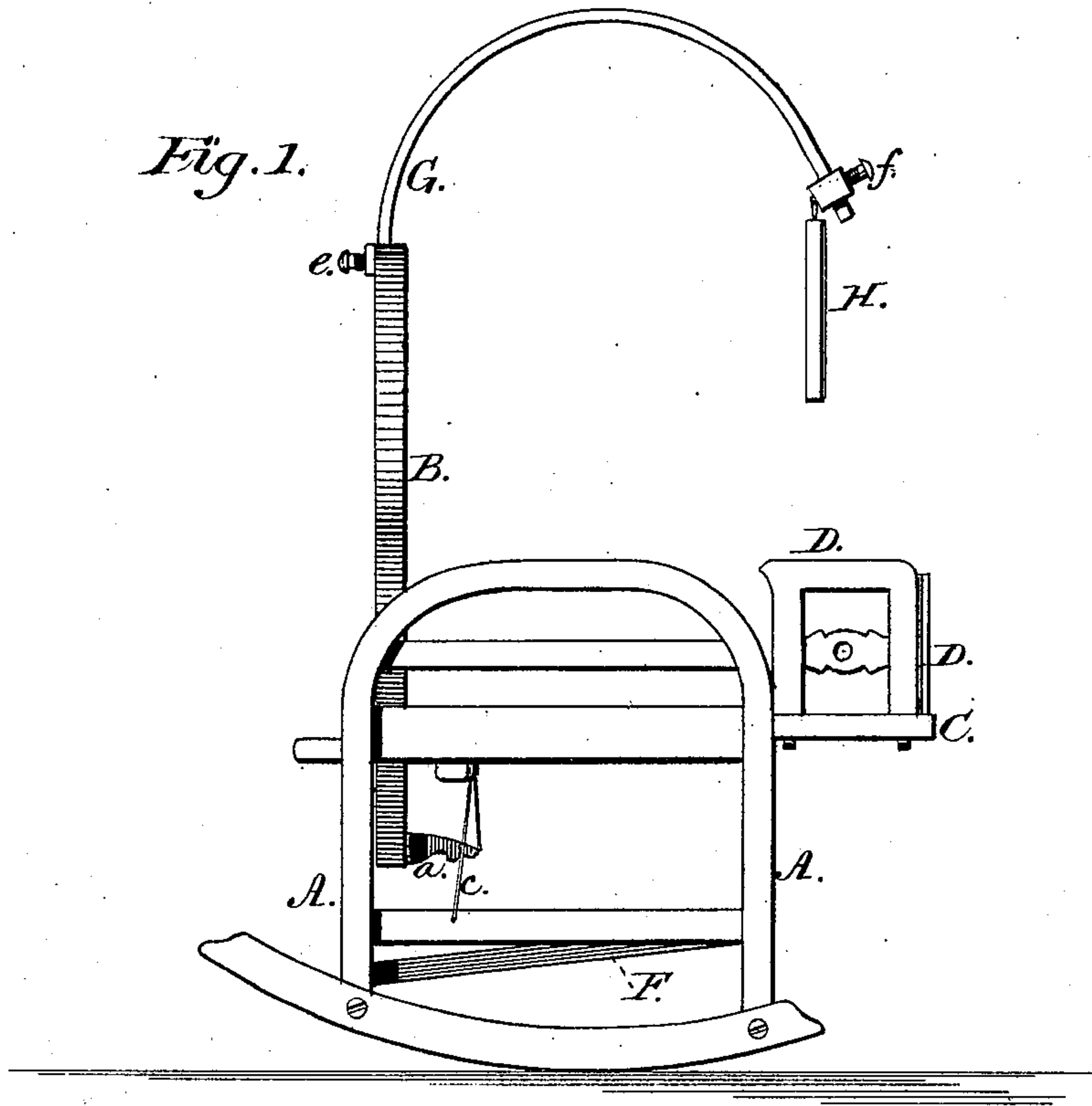


J. E. PITCHER.
Convertible Rocking-Chair and Crib.

No. 197,492.

Patented Nov. 27, 1877.



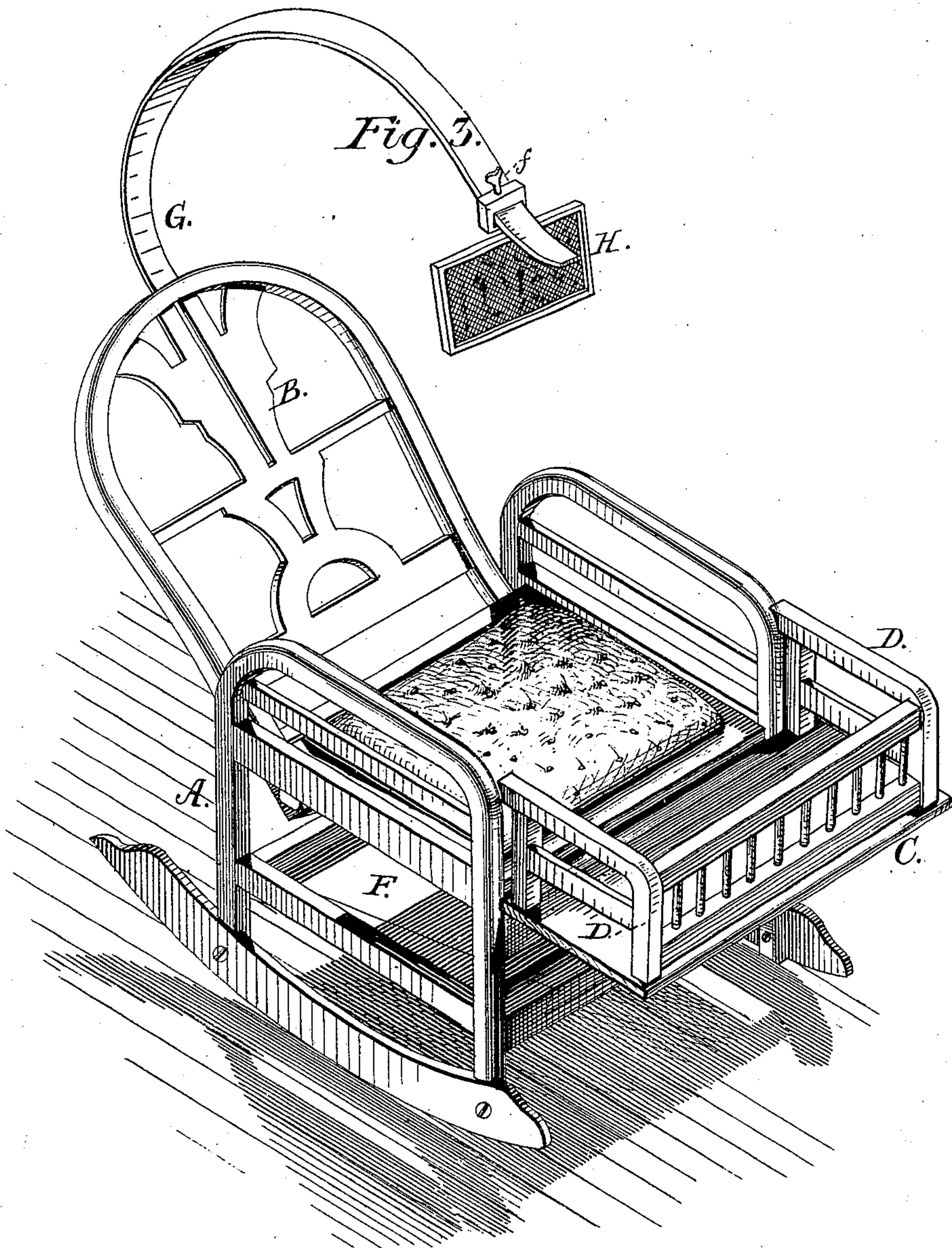
Witnesses:
Louis Bagger
Wm. Bagger

Inventor:
Jonathan E. Pitcher
Parker & Sweet, Jr. & Co

J. E. PITCHER.
Convertible Rocking-Chair and Crib.

No. 197,492.

Patented Nov. 27, 1877.



Witnesses:
Louis Bagger.
Wm. Bagger.

Inventor:
By Jonathan E. Pitcher
Barker & Sweet, Jr. & Co.

UNITED STATES PATENT OFFICE.

JONATHAN E. PITCHER, OF MADISON, INDIANA, ASSIGNOR OF ONE-HALF HIS RIGHT TO THOMAS T. CRITTENDEN AND HOWARD B. CRITTENDEN, OF WASHINGTON, DISTRICT OF COLUMBIA.

IMPROVEMENT IN CONVERTIBLE ROCKING CHAIR AND CRIB.

Specification forming part of Letters Patent No. **197,492**, dated November 27, 1877; application filed February 28, 1877.

To all whom it may concern:

Be it known that I, JONATHAN E. PITCHER, of Madison, in the county of Jefferson and State of Indiana, have invented a new and Improved Chair, Bed, or Lounge and Child's Crib Combined, of which the following is a full, clear, and exact description, reference being had to the accompanying drawings, and to the letters of reference marked thereon, which form a part of this specification.

Figure 1 is a side elevation of my improved invention; Fig. 2, a vertical longitudinal section thereof; and Fig. 3 is a perspective view.

Similar letters of reference occurring on the several figures indicate like parts.

The object of my invention is to so construct a piece of furniture, and provide it with certain removable and interchangeable parts, that it can, by the manipulation of certain of these parts, be converted at will either into a chair or into a bed or lounge, or child's crib or cradle.

For this purpose I take a chair as the fundamental element of the improved article of furniture, and through it, by a suitable construction of its parts, and the application thereto of certain other parts and devices hereinafter to be fully described, adapt it to the various purposes before referred to, and which construction and adaptation constitute my present invention.

To enable others skilled in the art to make, construct, and use my invention, I will describe its parts in detail.

In the drawings, A A represent a suitable frame or body for the chair, and which may or not be provided with rockers, but which, as a rule, I prefer to use. To the rear of this frame, at the top, I attach, by its lower end, a hinged or pivoted back, B. This back is made adjustable, so that it can be set at different angles or inclinations, according to the purpose for which the article is desired to be used for the time being. The adjustment is effected by means of a ratchet-bar, *a*, pivoted to the rear cross-bar of the frame of the chair, and a catch-pin or detent, *b*, secured to the lower end of the back of the chair, or vice versa, the two being so arranged with relation to each other as to engage with each other, and thus

hold the back of the chair firmly in whatever position with respect to inclination it is placed—*i. e.*, according to the tooth of the rack with which the catch-pin is engaged. The ratchet-bar may be operated by means of a cord and tassel, or wire and knob, arranged within easy reach of the hand, as in the manner more fully described, shown, and claimed by me in a separate application, and which forms a division of this case as originally filed by me.

The chair is provided with a seat in the ordinary way, and which, if desired, may have an opening cut in the center to adapt it for use as an invalid-chair, and may also, if desired, be made removable, so that a plain seat may be substituted therefor at will.

Immediately beneath this bottom or seat is arranged a sliding piece, C, which I prefer to make removable, and which operates in grooves formed in the upper side rails of the chair-frame. When the chair-frame is desired to be used as a bed or lounge, the piece C is drawn sufficiently far out to form, in connection with the back, when suitably inclined or lowered for the purpose, a good couch or bed; but when it is desired to be used as a chair the piece C is either withdrawn entirely from the chair or pushed close in. The latter plan I prefer.

To adapt the chair for use as a child's crib or cradle, I provide the sliding piece C, at its sides and at its front end, with suitable slots or recesses to receive the tenons formed on the bottom edge of a set of removable front and side pieces, D, and which, when applied, form the protecting-walls of the crib or cradle, in the manner substantially as shown in Fig. 3.

Thus constructed the back B may or not be inclined, and the slide C drawn out as far as may be deemed necessary or best for the comfort of the child, to suit its size.

With very small children either the side pieces D alone or the front side alone may be used with perfect safety, but I prefer to use the whole together.

The cushion which forms the seat of the chair may be made in two parts or sections, or it may be made in one piece, but capable of folding back the one end over the other for

use as a seat. In using the chair as a crib, bed, or couch, one of these parts or half is turned down upon the extended part of the slide, and it is then ready for use.

A sliding foot-rest, F, is arranged in suitable grooves in the lower side frame of the chair, and is capable of being readily drawn out as a rest for the feet when my invention is used as a chair, and pushed back in place when used as a crib.

A groove or slot, *d*, is provided in the center of the back of the chair, in which is adapted to be fitted, at any suitable height, a curved rod, G, carrying a pivoted fan, H, as shown in Figs. 1 and 3. This curved rod G can be adjusted at any given point by means of the thumb-screw *e* at the back of the chair, while the fan can be moved along the rod G to any desired point, and held in place by the thumb-screw *f*, thereby adapting the fan to the changes of the chair, and may be operated in any suitable and known manner, as, for instance, by the motion of rockers on the chair.

The advantages of my invention for the purposes described will be readily apparent, inasmuch as the several parts are most simple, durable, and effective in their action, without

requiring the employment of springs or other intricate mechanism liable to break or get out of order.

Having thus described my invention, what I claim as new and useful is—

1. A chair, lounge, or bed combined, consisting of the frame A, provided with a pivoted back, B, and sliding pieces C and F, substantially as and for the purposes set forth.

2. A chair and crib or cradle combined, consisting of the frame A, provided with a pivoted back, B, sliding piece C, having side pieces D, substantially as and for the purposes set forth.

3. A chair and crib combined, consisting of the frame A, provided with a pivoted back, B, and slide C, having removable front and side pieces D, substantially as and for the purposes set forth.

In testimony that I claim the foregoing as my own invention I affix my signature in presence of two witnesses.

JONATHAN E. PITCHER.

Witnesses:

PARKER H. SWEET, Jr.,
EDW. W. DONN.