

J. E. PITCHER.
Invalid Chair.

No. 197,491.

Patented Nov. 27, 1877.

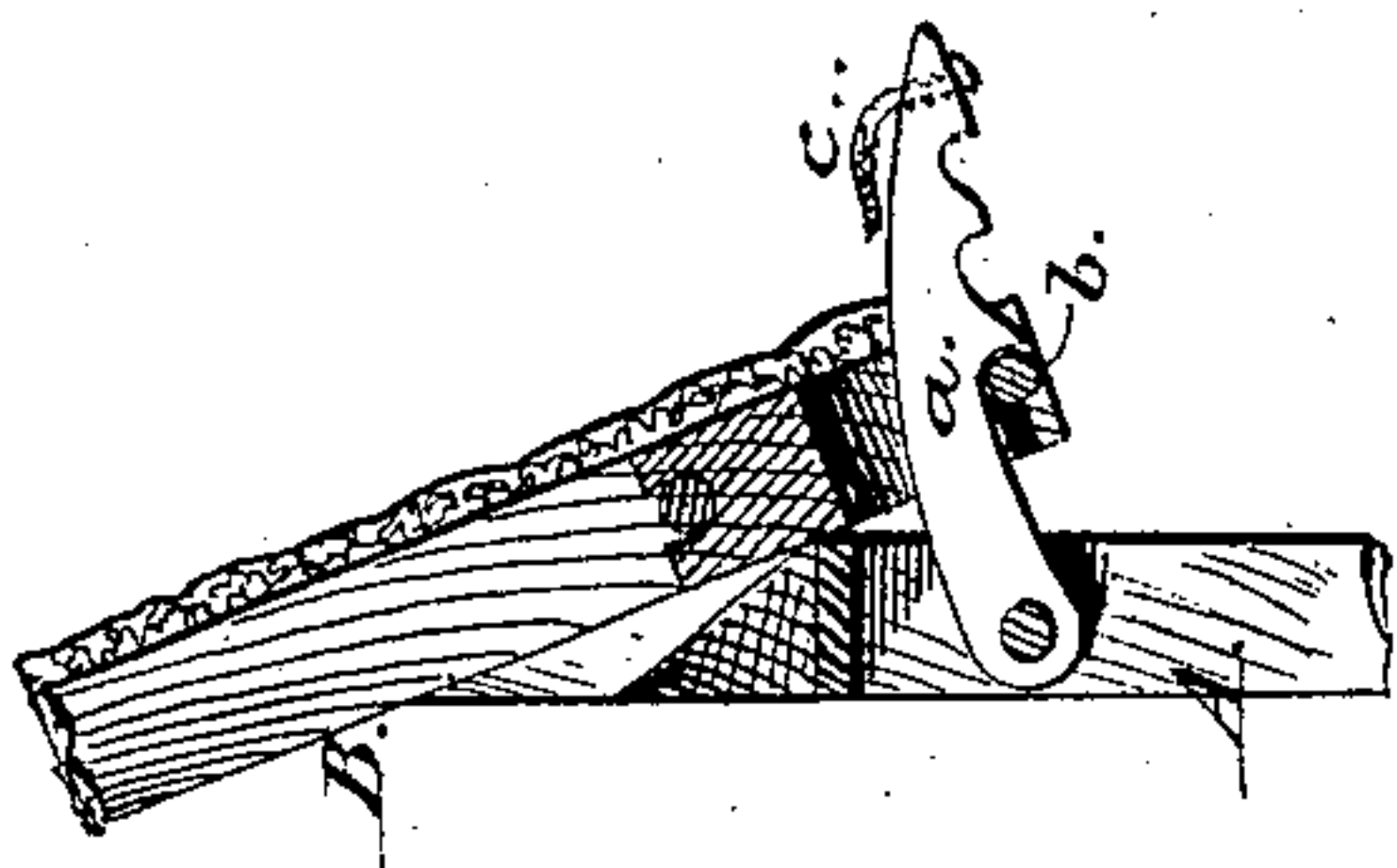


Fig. 2.

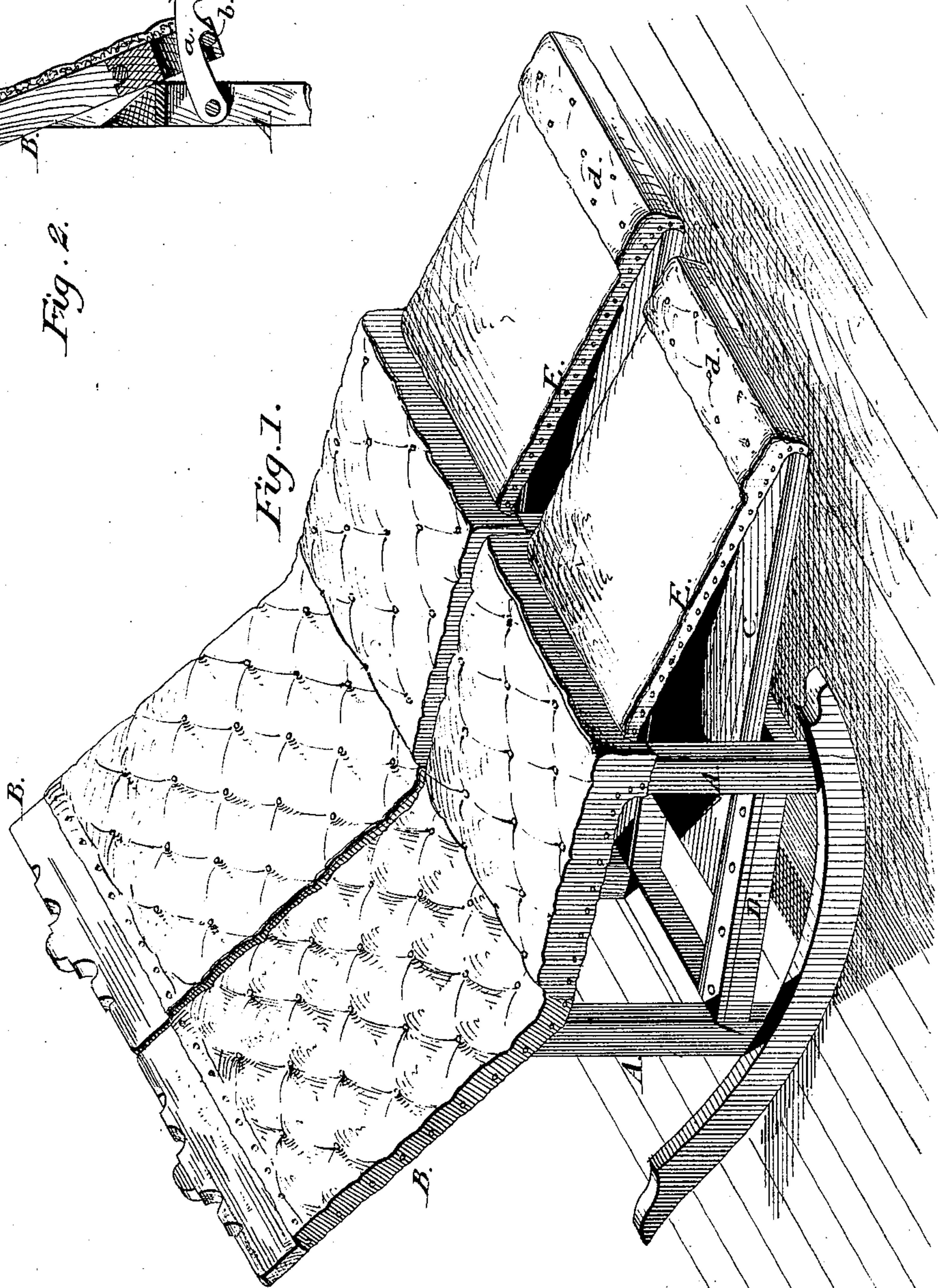


Fig. 1.

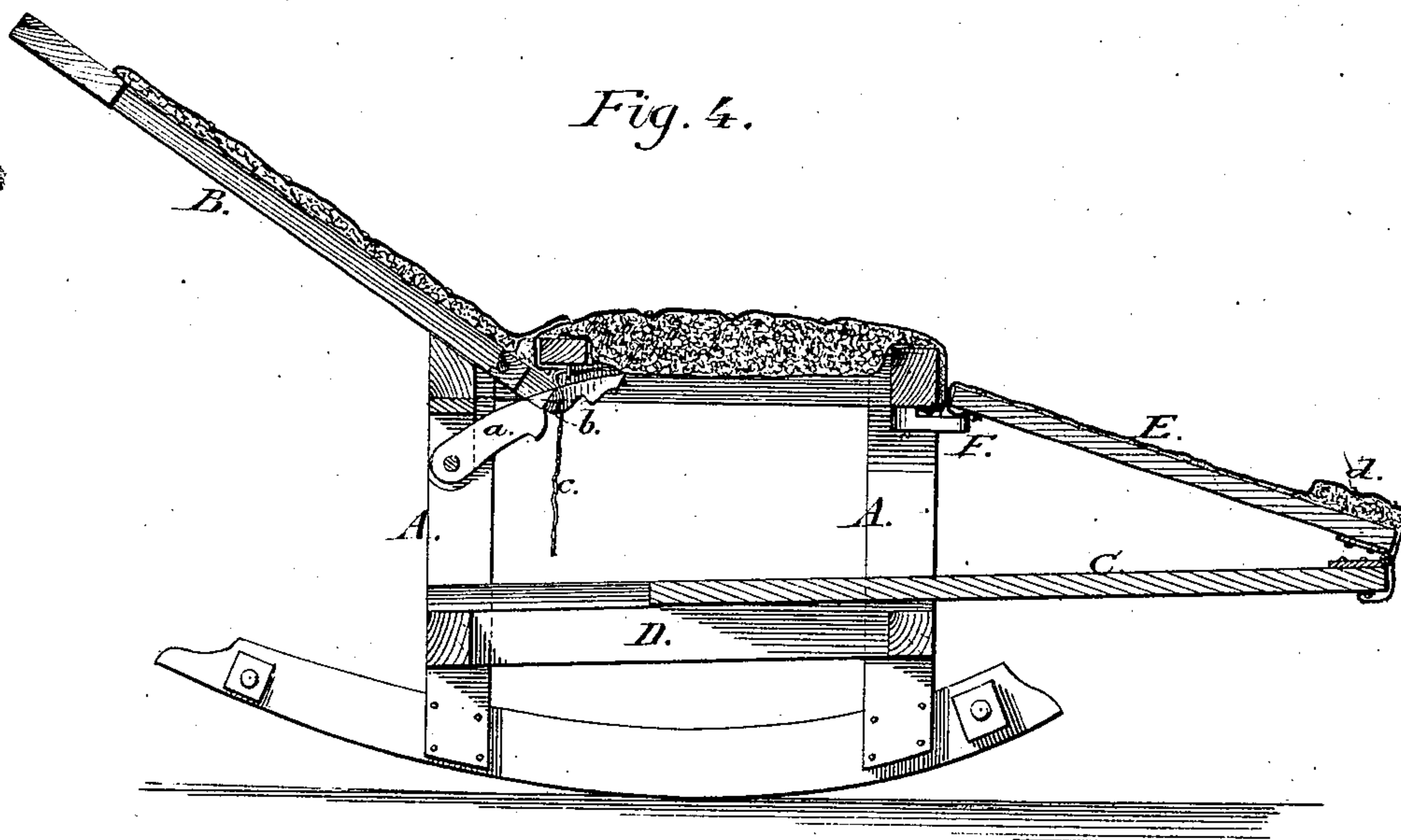
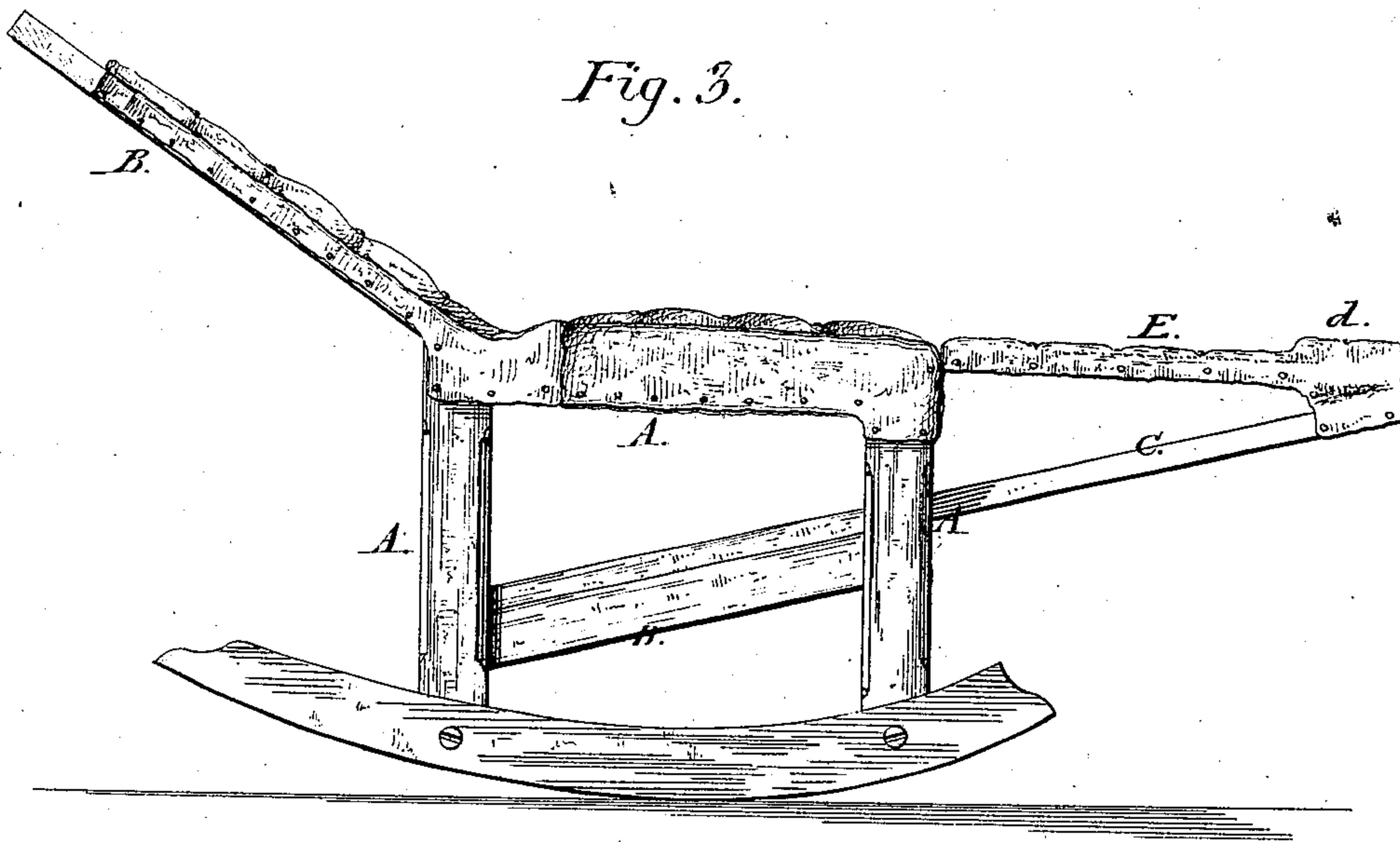
Witnesses:
Louis Bagger.
Wm. Bagger.

Inventor:
Jonathan E. Pitcher
By *Parker H. Sweet, Jr. & Co.*
Atty's

J. E. PITCHER.
Invalid Chair.

No. 197,491.

Patented Nov. 27, 1877.



Witnesses:
Louis Bagger
Wm Bagger

Inventor:
Jonathan C. Pitcher
By *Parker H. Sweet, Jr. & Co.*
Attys.

UNITED STATES PATENT OFFICE.

JONATHAN E. PITCHER, OF MADISON, INDIANA, ASSIGNOR OF ONE-HALF HIS RIGHT TO THOMAS T. CRITTENDEN AND HOWARD B. CRITTENDEN, OF WASHINGTON, DISTRICT OF COLUMBIA.

IMPROVEMENT IN INVALID-CHAIRS.

Specification forming part of Letters Patent No. **197,491**, dated November 27, 1877; application filed April 27, 1877.

To all whom it may concern:

Be it known that I, JONATHAN E. PITCHER, of Madison, in the county of Jefferson and State of Indiana, have invented certain new and useful Improvements in Invalid's Rocking-Chair and Bed Combined; and I do hereby declare that the following is a full, clear, and exact description thereof, which will enable others skilled in the art to which it appertains to make and use the same, reference being had to the accompanying drawings, and to the letters of reference marked thereon, which form a part of this specification, and in which—

Figure 1 is a perspective view of my invention extended for use as a bed. Fig. 2 is a detail view. Fig. 3 is a side elevation, and Fig. 4 is a longitudinal vertical section.

My invention relates to an improved construction of a combined chair and bed; and it consists in a suitably-constructed chair-frame, provided at its rear with a hinged or pivoted back adapted to be set and held in place at different inclinations, and in front with an adjustable sliding frame, which forms a foot-rest or leg-supporter, the whole being so constructed and arranged with relation to each other as that the piece of furniture thus constituted can be transformed, at will, either into an easy-chair or into a bed or couch, and that with any degree of inclination required either for head or feet, or for both, as will be more fully described hereinafter.

It also consists in the combination of two or more combined chairs and beds, in the manner and for the purposes hereinafter more fully set forth.

Referring to the drawings, A represents the main frame or body of the chair, which may be constructed in any suitable style and finish, either in wood or metal, and provided with a hinged or pivoted back, B, adapted to be set at different angles or inclines through the medium of a ratchet-bar, *a*, hinged to the rear frame of the chair, and operating, through a slot in the bottom of the back B, upon a pin, *b*, or vice versa. A cord or wire, *c*, is connected to the free end of the ratchet-bar *a*, and passes upward and through an opening in the frame of the chair at one side, where, if de-

sired, it may be attached to a tassel or knob, by which to facilitate the adjustment of the back B to any required inclination or angle, a simple pull being all that is required to raise the ratchet-bar *a* from its engagement with the pin *b*, and to allow the back to be inclined at the desired angle, when the bar *a* can be dropped in place to secure the back in position.

C represents the sliding foot-rest, adapted to work in dovetail recesses in the lower side pieces D of the chair, which are preferably arranged at an angle, as shown, said sliding piece C being provided with a hinged part, E, at the front, so constructed that when the parts are extended the rear part of the piece E can be raised up to connect with the upholstered cushion of the chair to form a continuous upholstered couch or bed, as shown in the several figures. A lug or button, F, pivoted to the front frame of the chair, serves to hold the part E in place when raised, and can be turned around out of sight when the pieces C and E are folded and pushed back under the chair.

In carrying my improvements into effect, I prefer to provide the chair with rockers; but such are not absolutely necessary.

The mode of adapting the piece of furniture thus constructed to its various uses, as required, is simple, and is as follows: If for use as a simple chair or as a rocking-chair, the sliding pieces C and E are first folded together and pushed back under the chair; or if a foot-rest is desired, only partially so, simply allowing the front cushioned part *d* to project sufficiently far to serve as a foot-rest where such is desired. The back is then raised to the ordinary position of a chair-back, where it is held by the ratchet-bar *a* and pin *b*. If it is desired to be used as an easy or invalid chair, the back can be inclined to any angle required, and the foot-rest E also, by first pushing out slide C, and then raising the rear end of part E, and afterward partially pushing back slide C until the angle required is obtained, in which case part E forms a rest for the legs and the piece *d* for the feet. To adapt it for use as a bed or couch, the back B is lowered as far as desired, and held in that position by the ratchet *a* and pin *b*. The slide C is then drawn out,

and the rear part of the cushioned supporter E raised until on a level with the cushion of the chair, when the button F is then turned under it to support it in that position, or this may be effected in any other known way. A cushion, if desired, is then placed upon it, and it is ready for use either as a bed or lounge.

It will be observed that by placing two of the hereinbefore-described chairs side by side, as shown in Fig. 1, and securing them together by a clamp or other suitable means, a double bed or couch is provided, which is adapted to the wants of a sick person and an attendant or nurse, or for the usual household purposes where an extra bed may be required at short notice; the advantages being that the nurse or attendant can use one as a chair in an upright position, and attend to sewing or other like work, while the invalid can occupy the other as a lounge or bed in a reclining position, to which motion can be readily imparted, if desired, by the rocking of the chair occupied by the nurse, thereby rendering the construction of great value to mothers in the nursing of sick children, by occupying one chair as an ordinary rocking-chair, while the other can be arranged, as before described, as a couch or bed, thereby allowing the mother to readily sew or read, and at the same time rock the child with the motion of her own chair.

It will also be observed that the cushioned part of piece E may be dispensed with, and the upholstered cushion of the seat of the chair formed in two parts or sections, one fitting over and upon the other when the same is used for a seat; but when a bed or couch is desired, the upper part of the cushion can be turned over upon the sliding piece C, thereby giving a continuous upholstered couch.

Having thus described my invention, what I claim as new and useful is—

1. A combined chair and bed, consisting of a frame, A, provided with a pivoted back, B, and with a slide, C, having a leg-supporter, E, pivoted or hinged to its front end, and a button, F, or its equivalent, the whole being constructed and arranged in the manner substantially as and for the purposes set forth.

2. The combination of the ratchet-bar *a* and pin *b* with the frame A and pivoted back B, in the manner substantially as and for the purpose set forth.

In testimony that I claim the foregoing as my own invention I affix my signature in presence of two witnesses.

JONATHAN E. PITCHER.

Witnesses:

PARKER H. SWEET, Jr.,
EDW. W. DONN.