

J. CHANDLER.
Sash-Holders.

No. 197,330.

Patented Nov. 20, 1877.

Fig. 1.

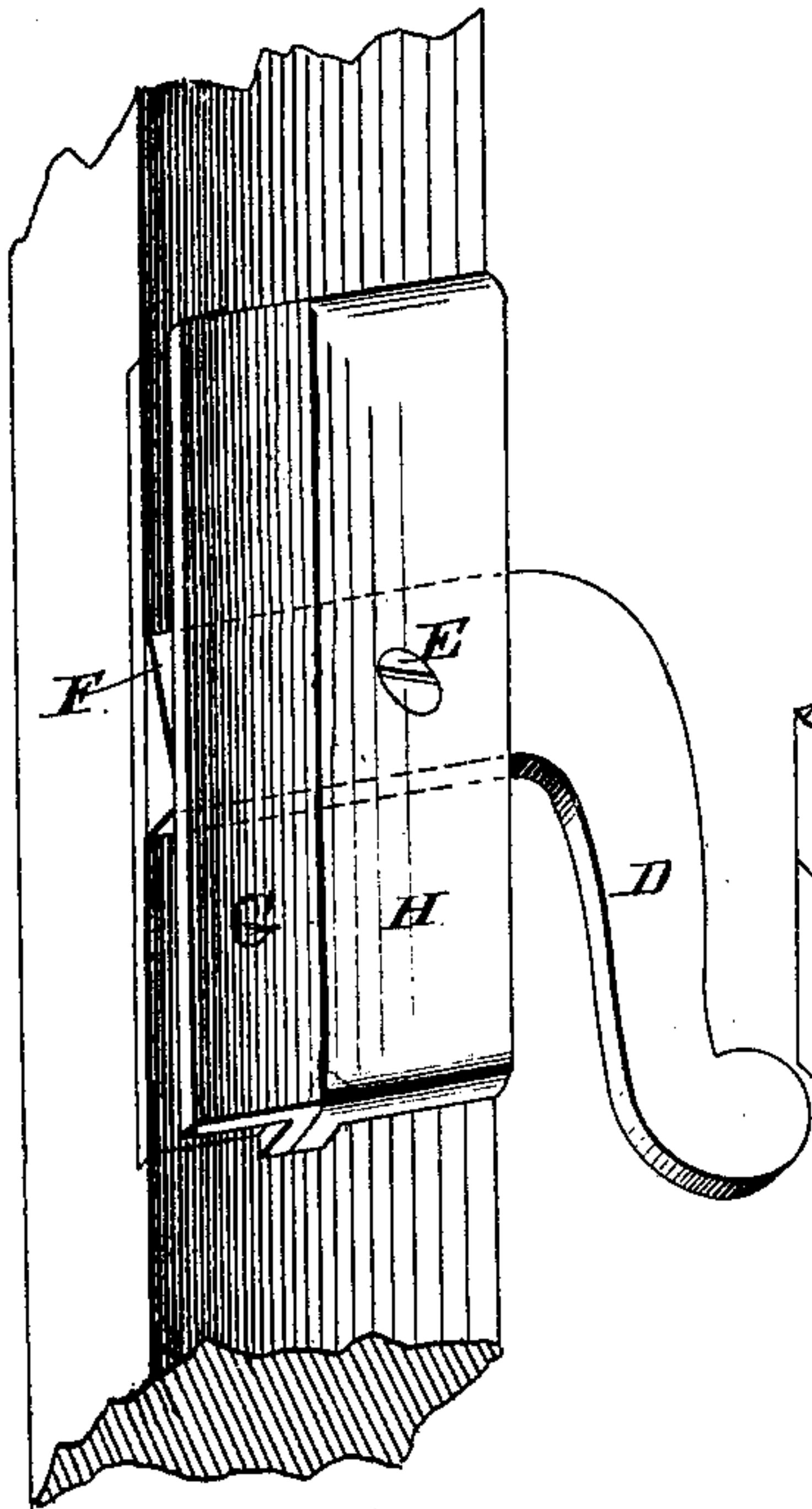


Fig. 2.

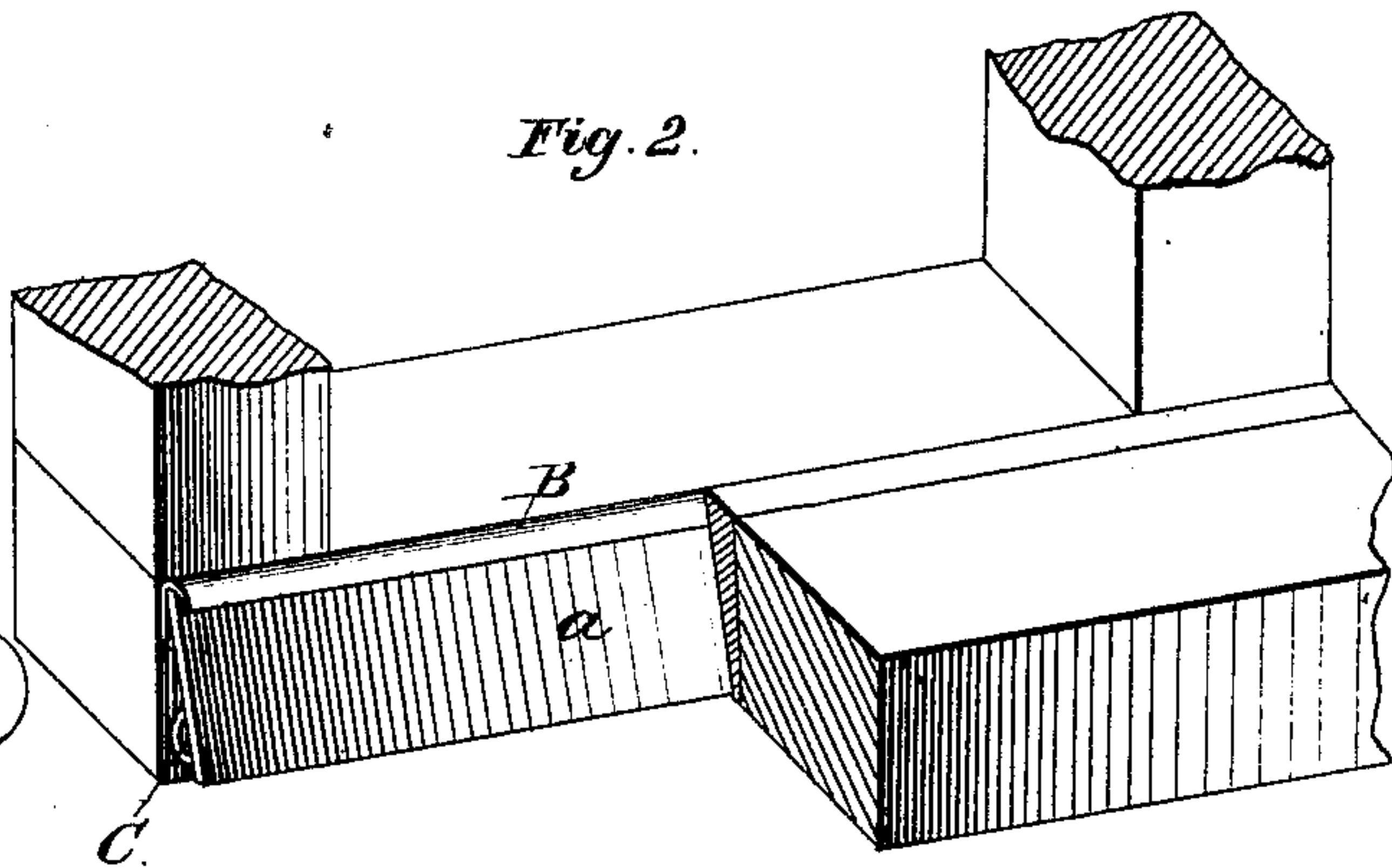


Fig. 3.

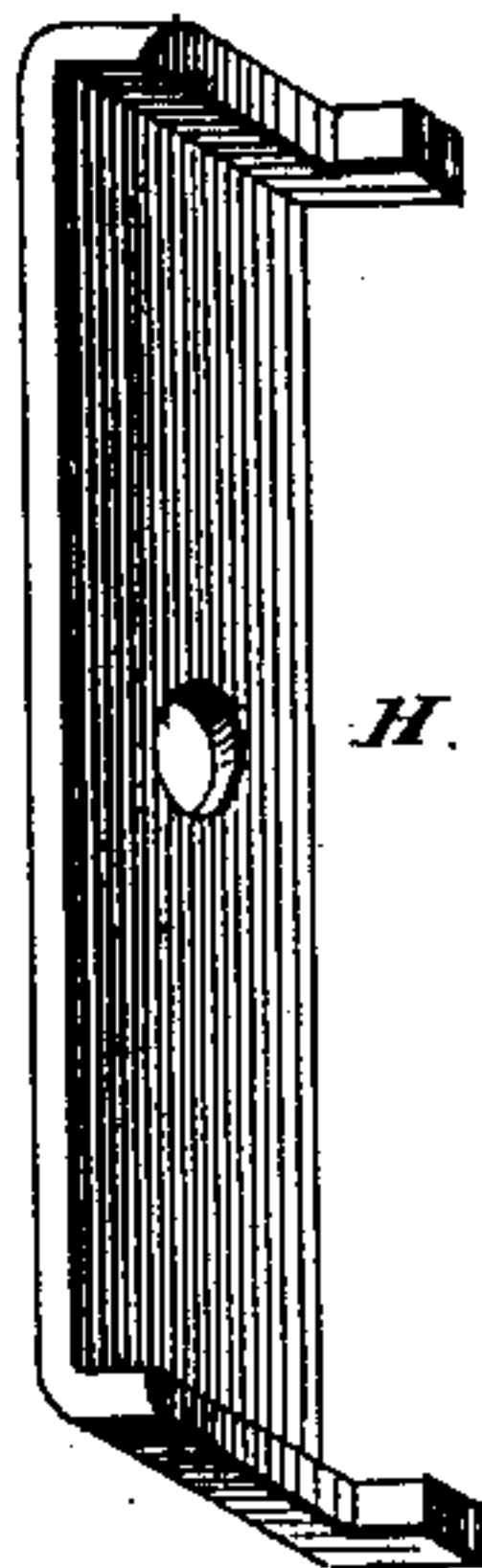


Fig. 4.



Attest.

*B. H. Rowland
D. J. Smith.*

Inventor.

Jesse Chandler.

UNITED STATES PATENT OFFICE.

JESSE CHANDLER, OF BARRY, ILLINOIS.

IMPROVEMENT IN SASH-HOLDERS.

Specification forming part of Letters Patent No. **197,330**, dated November 20, 1877; application filed May 21, 1877.

To all whom it may concern:

Be it known that I, JESSE CHANDLER, of Barry, in the county of Pike and State of Illinois, have invented a new and useful Improvement in Sash-Locks, which improvement is fully set forth in the following specification and accompanying drawing, in which—

Figure 1 is a perspective view of my lock as applied to left stile of sash. Fig. 2 is a view of strip *a*, interlocked into the strip *B*, and pressed by the springs *C* against the opposite meeting-rail, so as to form an air-tight joint between meeting-rails, although this weather-strip constitutes no part of my present invention. Fig. 3 is a detached view of the cap-plate covering the lever; and Fig. 4, a detached view of the beveled plate, under which the beveled point of the lever engages.

The object of my invention is to produce a cheap and serviceable sash lock or tightener, mainly intended for use in connection with a spring-pressed strip of iron, placed between the meeting-rails, to make an air-tight joint similar to the weather-strip patented to me, No. 186,079, dated January 9, 1877; and to this end my invention consists in a pivoted bent-handled lever, resting on an iron plate let into the sash, and held by a suitable cap-piece, the end of the lever being beveled and engaging under the edge of a beveled plate, all as hereinafter more fully described and claimed.

In the drawing, *D* is a bent-handled lever, resting on a plate of iron let into the sash, and pivoted at the point *E*, and beveled at the point *F*, so as to be forced under the beveled plate *G*, which plate comes under the inside window-stop, the under side of plate *G* being beveled, so as to admit the end of the lever to be easily thrust under the plate. *H* is a cap, with lugs to enter the sash, adapted to be placed over the bent-handled lever *D*.

The plate of sheet-iron in Fig. 2 is placed between the meeting-rails and pressed with spiral springs to make an air-tight joint, substantially as shown in my Patent No. 186,079, before referred to.

Having thus described my invention, what I claim as new, and desire to secure by Letters Patent, is—

An improved sash lock or tightener, consisting of the pivoted bent-handled lever *D*, cap-plate *H*, and beveled plate *G*, the end of the lever being beveled in such manner as to thrust under and engage with the beveled plate, all contrived, arranged, and operating substantially as described and shown, for the purposes specified.

JESSE CHANDLER.

Witnesses:

B. H. ROWAND,
D. J. SMITH.