

C. L. HASBROUCK.
Hinge for Awning Blinds.

No. 197,126.

Patented Nov. 13, 1877

Fig. 1.

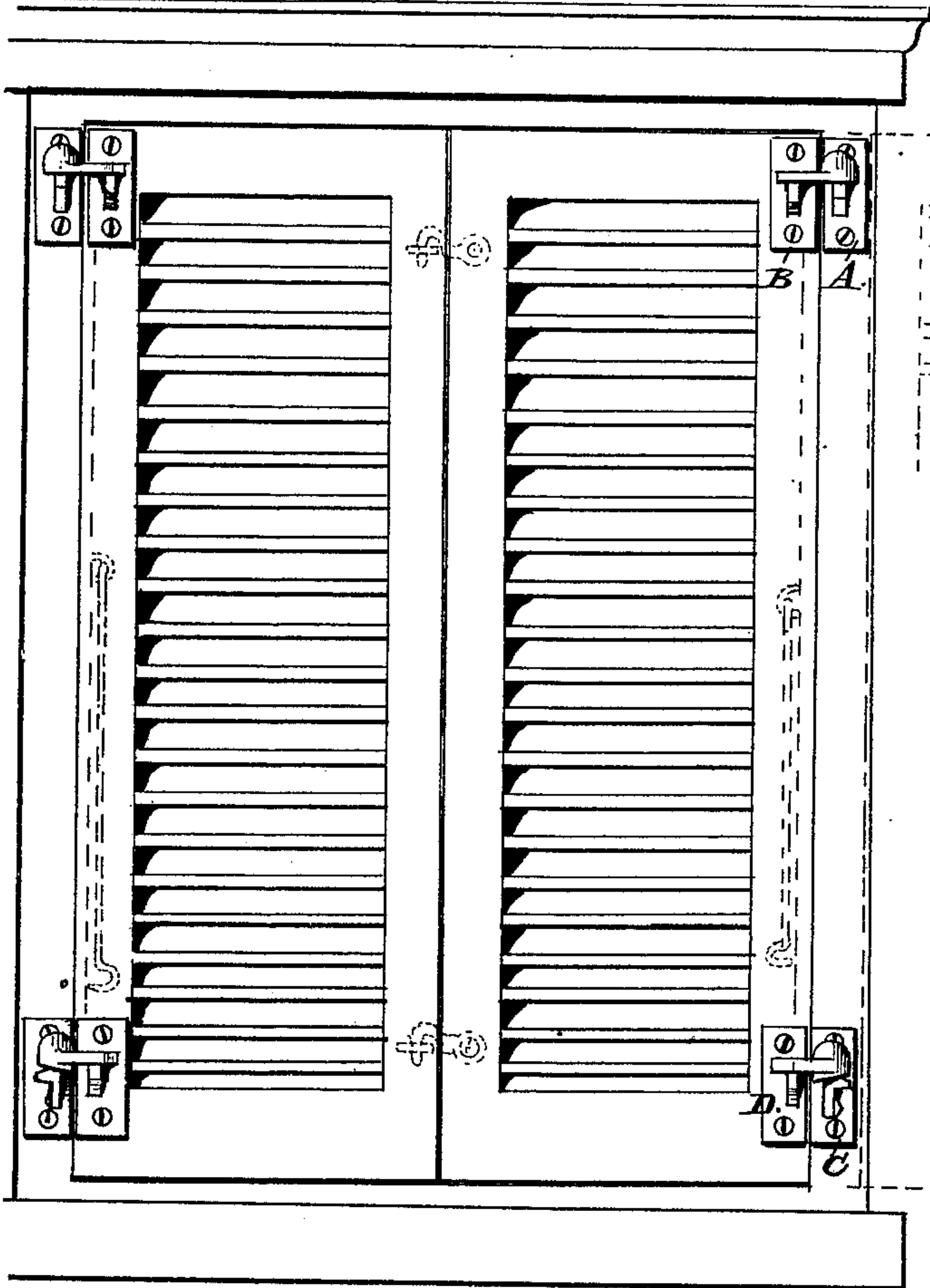


Fig. 2.

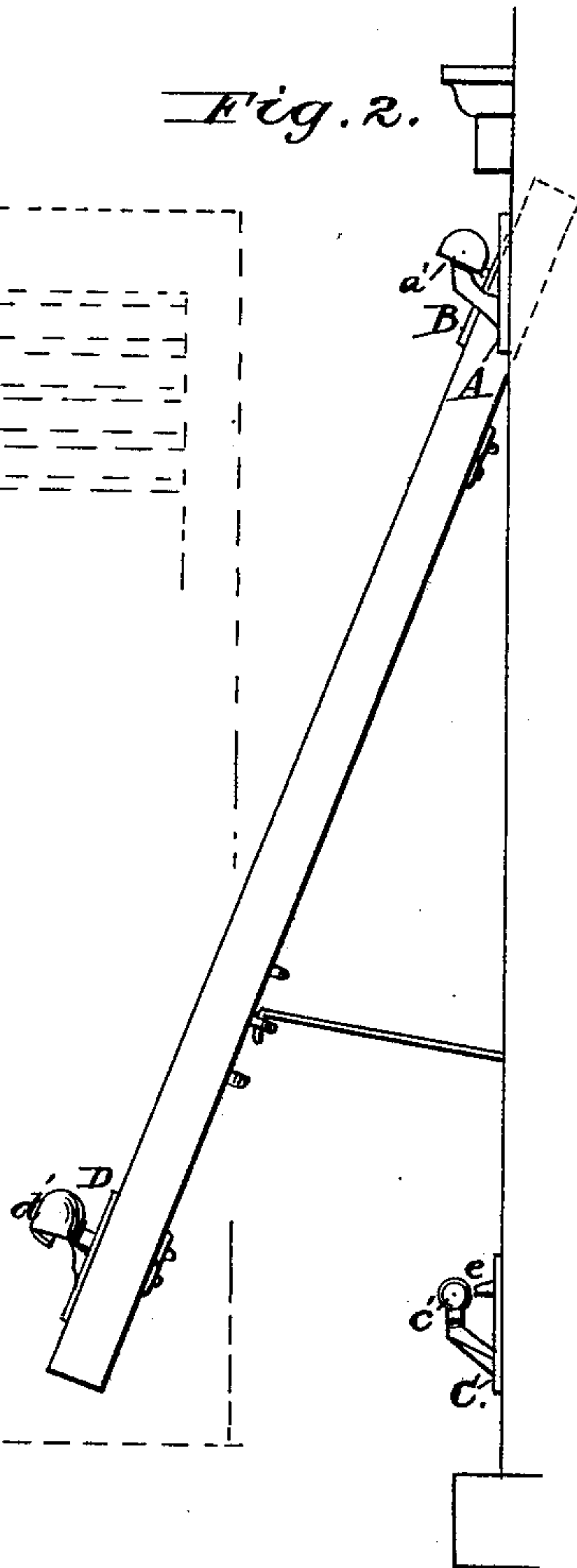


Fig. 3.

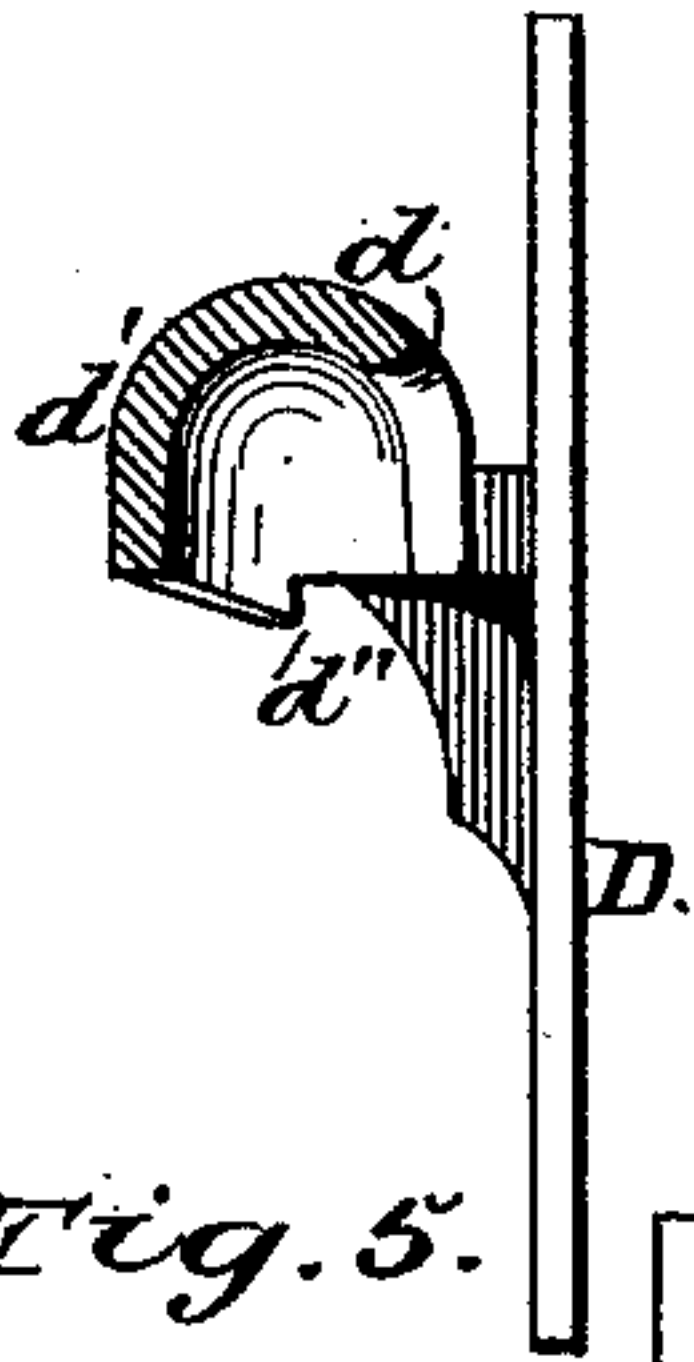
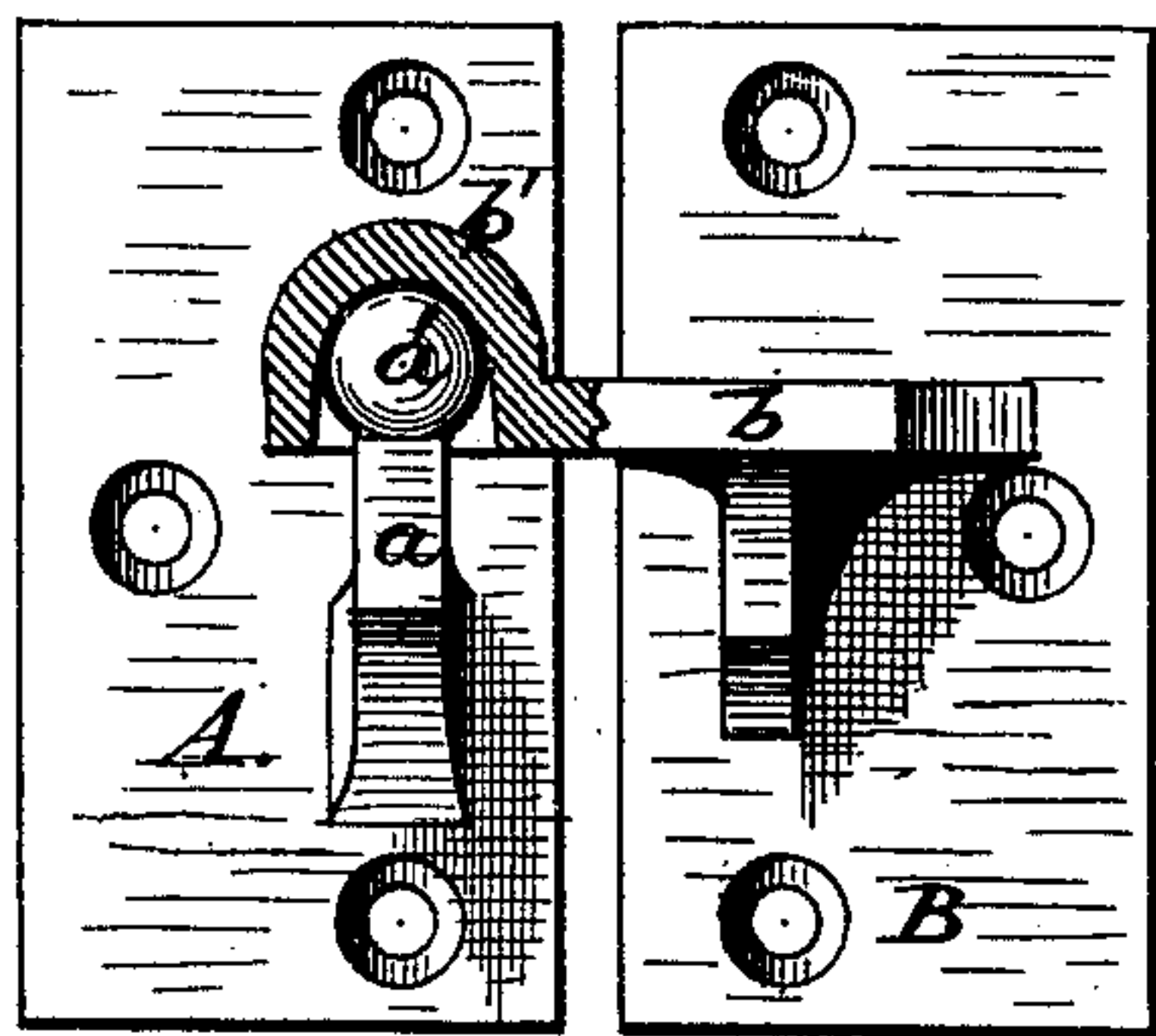


Fig. 4.

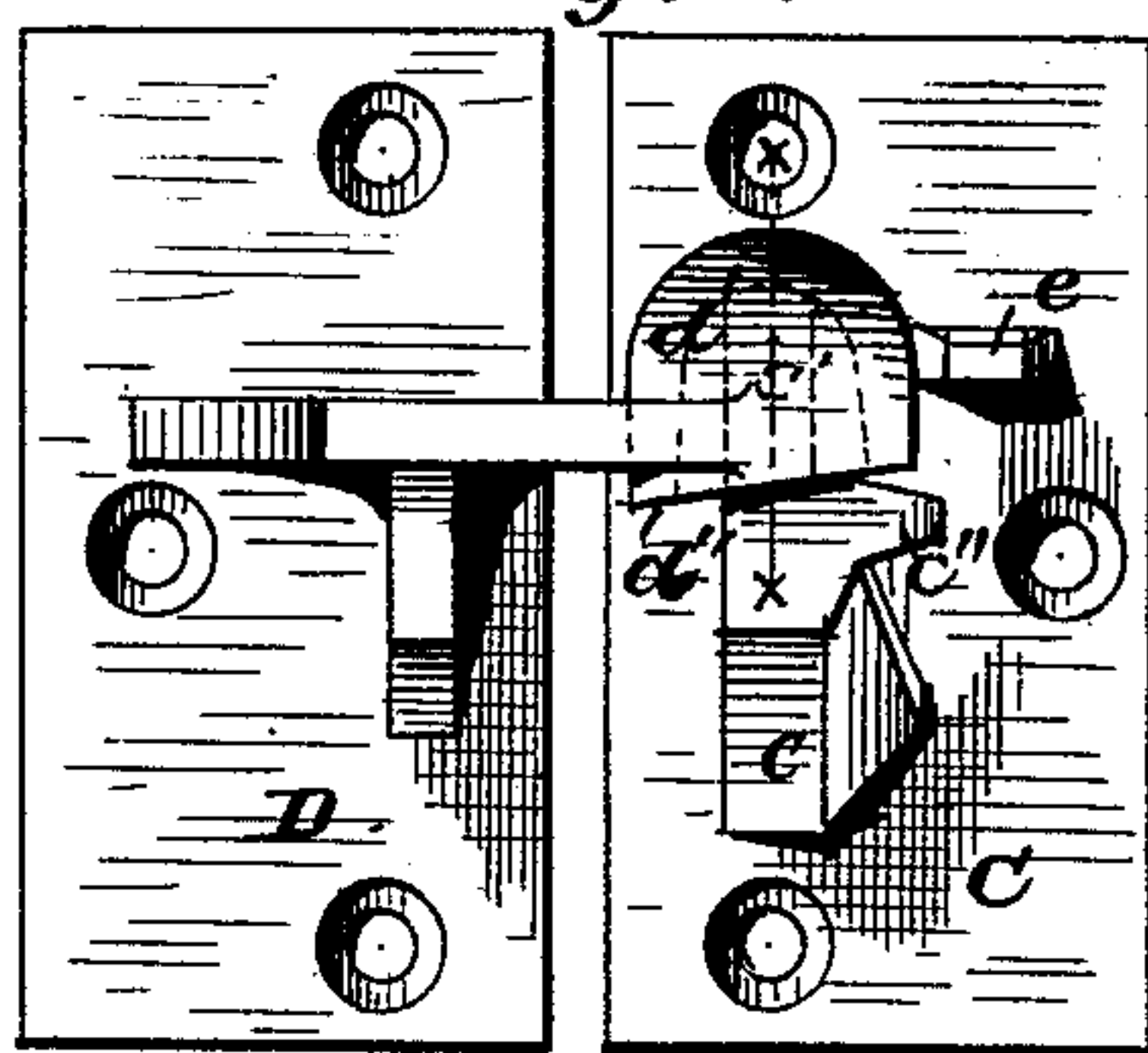
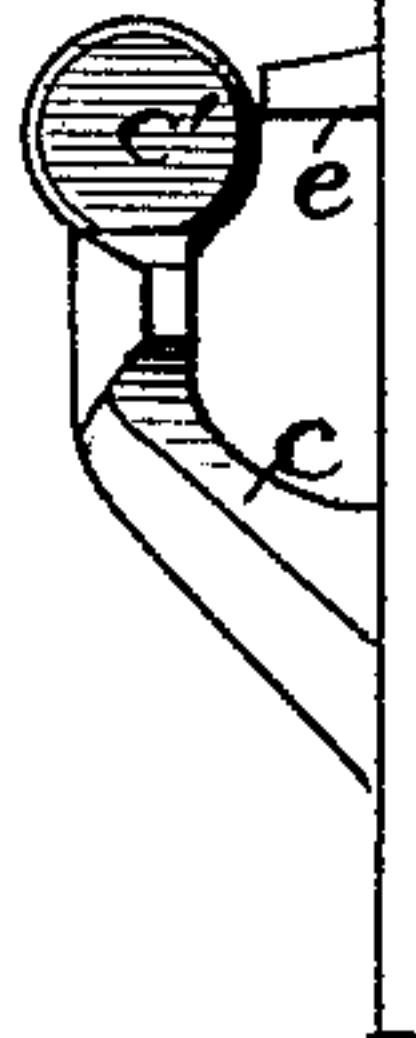


Fig. 5.



Attest:
H. L. Perrine
Notary

C. Cyrus L. Hasbrouck.
Inventor.

By: James McCallandeville,
Atty.

UNITED STATES PATENT OFFICE.

CYRUS L. HASBROUCK, OF SYRACUSE, NEW YORK.

IMPROVEMENT IN HINGES FOR AWNING-BLINDS.

Specification forming part of Letters Patent No. 197,126, dated November 13, 1877; application filed October 19, 1877.

To all whom it may concern:

Be it known that I, CYRUS L. HASBROUCK, residing in Syracuse, New York, have invented an Improved Blind-Hinge for hanging window blinds or shutters, which I designate under the name of "Awning-Blind Hinges," of which the following is a specification:

This invention relates to the class of hinges used for the hanging of window blinds or shutters to buildings in such a manner that they may be opened and closed in the ordinary way, and when so closed and locked together that both blinds, as an entirety, may be parted from the lower hinge and swung horizontally outward to any desired angle, thus forming an awning, the shutter or blind being supported by the top hinges, and held in the inclined position by hooks attached to the window-casing about midway, the blinds being returnable, at will, to their vertical position.

My invention consists of a hinge constructed nearly upon the principle of a ball-and-socket joint, the arm which is attached to the blind having a cap of hemispherical form, which covers and rests upon a ball over an angle-arm which is attached to the window-casing, the cap of the bottom hinge being provided with a slot to let it be easily lifted off of the ball, and with an inclined face underneath that swings upon a face on the angle-arm, inclined in opposite directions, so that when the blind has been swung open in a vertical position the cap will slightly fall over a catch on the arm, whereby the blind is secured in such open position, all as hereinafter more fully described and claimed.

The construction of hinges for this purpose may be as follows, referring to drawings annexed, in which the details are shown.

Figure 1 is a front elevation of the blind closed; Fig. 2, side view, with blind swung out from base as an awning; Fig. 3, enlarged view of top hinge, with cap broken away in section; Fig. 4, enlarged view of bottom hinge; and Fig. 5, side view of parts C and D, bottom hinge.

The upper hinge consists of two parts, A and B, so constructed as to swing vertically and horizontally, at will. The part A, to affix to the top of the window frame or casing, con-

sists of a plate, varied in form, to which is attached a covered arm, *a*, supporting a ball or cone, *a'*. Part B consists of a plate corresponding in form to plate A, to affix to the blind, to which is attached, by the arm *b*, at its extremity, a cap or cover, *b'*, of proper form and size to fit and cover the ball or cone *a'*, thereby connecting, and forming a blind-hinge, to swing vertically and horizontally with equal facility, of only two parts, and free from sag and wobble, and firmly supporting the blinds in either position and place.

The lower hinge also comprises two parts, C and D, similar in construction to the upper hinge. Part C represents the attachment to the window frame or casing of the lower hinge, with arm *c* supporting a ball or cone, *c'*, with the ball or cone *c'* flattened on opposite sides to allow the opening in the cap *d'*, part D, to pass off and part from part C, and swing horizontally to the desired angle. To the arm *c* is attached a vertical arm or bearing, *c''*, fitted to connect with the jaw *d''* on the base of cap or cover *d'*, in the form of an eccentric, which, when the blind swings vertically, and opens back to a full open position, drops behind arm *c''*, forming a firm and secure lock for the blind while open. Stop *e* is placed in such a position on plate C as to allow arm *b*, part B, to pass under when swung vertically open, and prevents the blind being thrown off its hinges when unlocked to close.

Part D represents the back or inner view of the attachment to the blinds, and is constructed the same as part B, having an opening, *d*, in cap or cover *d'* of sufficient capacity to pass off from ball or cone *c'*. This opening is so constructed and placed as to prevent the cap *d'* from parting or unhinging from ball or cone *c'* when the blinds are being opened, or swinging vertically, or at any time, except when desired for forming an awning of the blind.

Having thus fully described my invention in hinges for hanging blinds, &c., I claim—

1. A hinge having a hemispherical cap upon one of its arms and a ball upon the other, the cap resting upon the ball, and the parts being constructed and arranged so as to admit of both vertical and horizontal movement, substantially as described.

2. The combination of the plate A, having

arm *a* and ball *a'*, with the plate B, having arm *b* and cap *b'*, substantially as and for the purposes described.

3. The combination of the plate C, having arm *c*, ball *c'*, inclined bearing *c''*, and guard *e*, with the plate D, having arm and cap *d'*, and provided with slot *d* and jaw *d''*, substantially as and for the purposes set forth.

In witness whereof I have hereunto subscribed my name in presence of two attesting witnesses, at Syracuse, New York, this 6th day of October, 1877.

CYRUS L. HASBROUCK.

Witnesses:

A. P. YATES,
WM. H. DOANE.