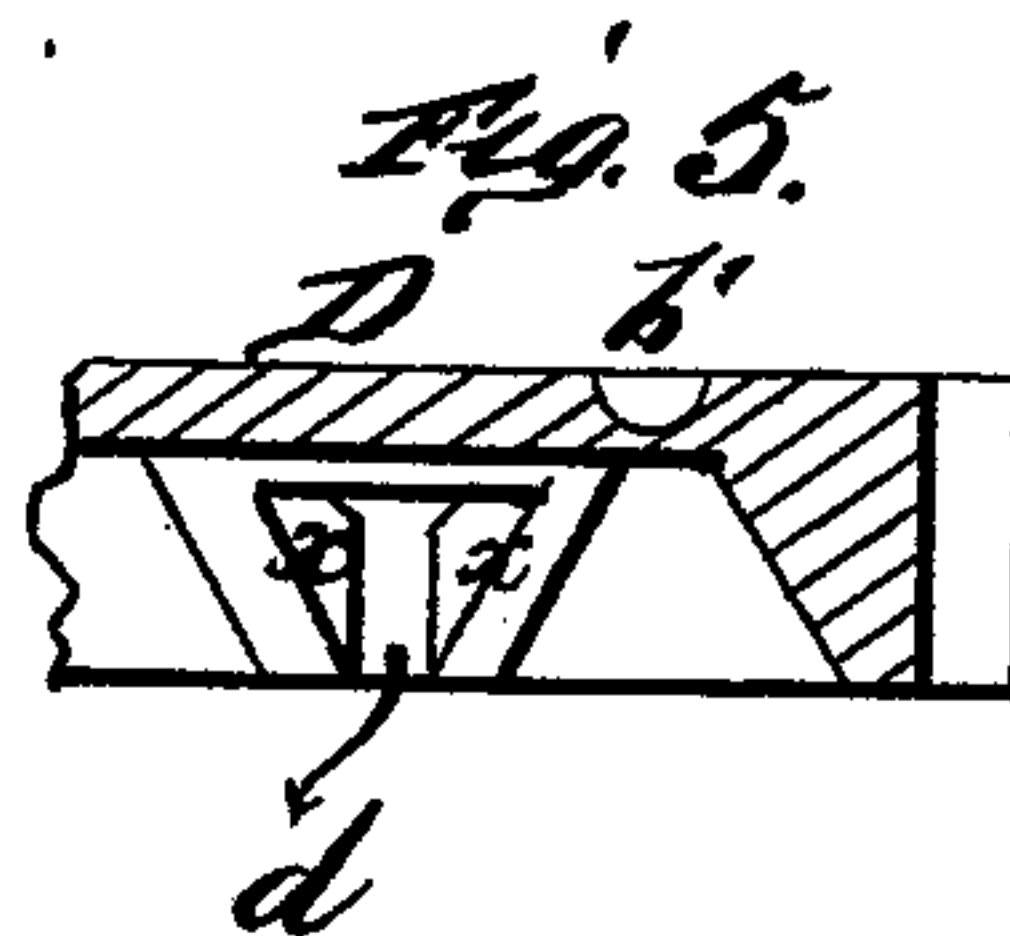
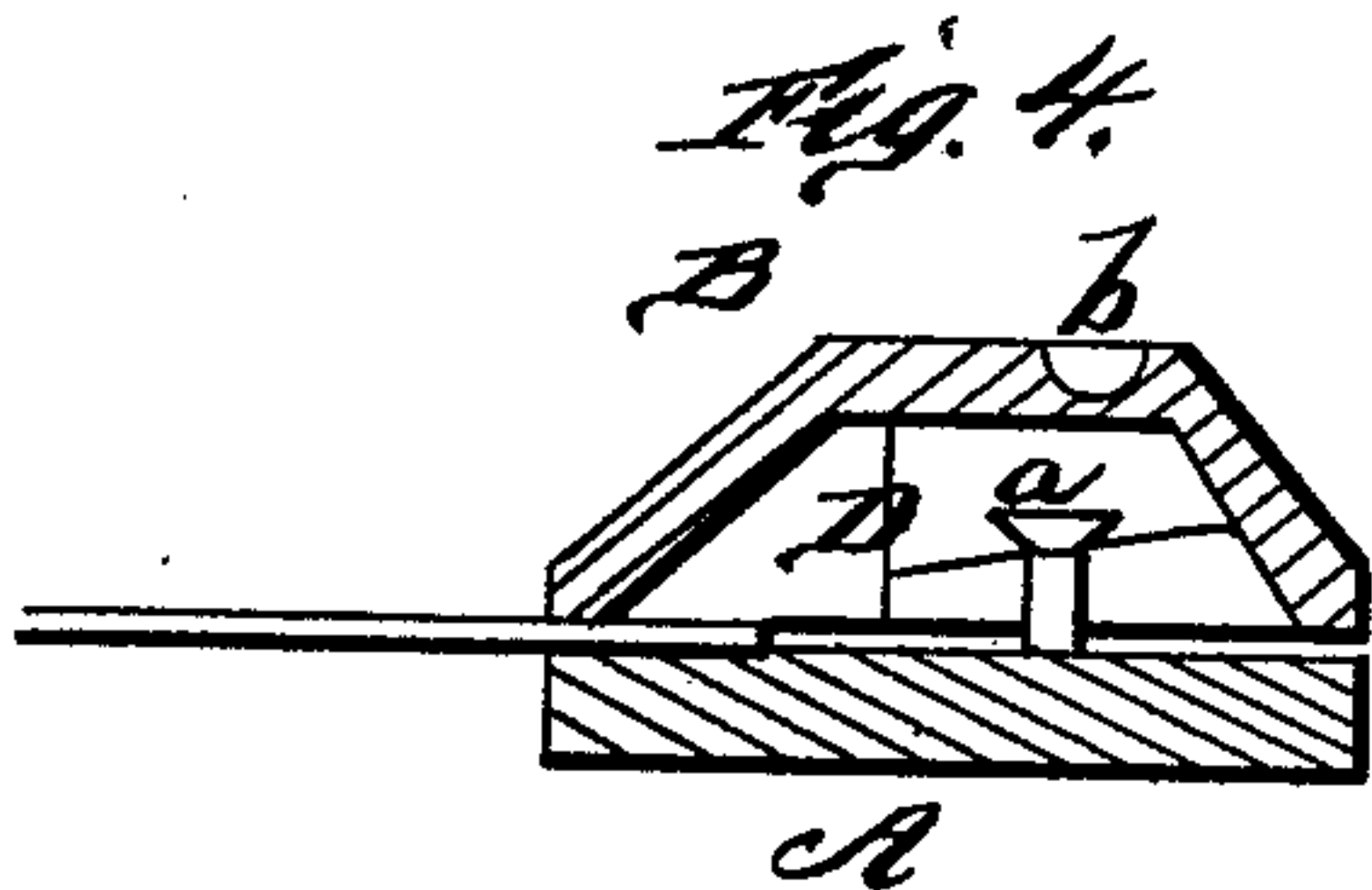
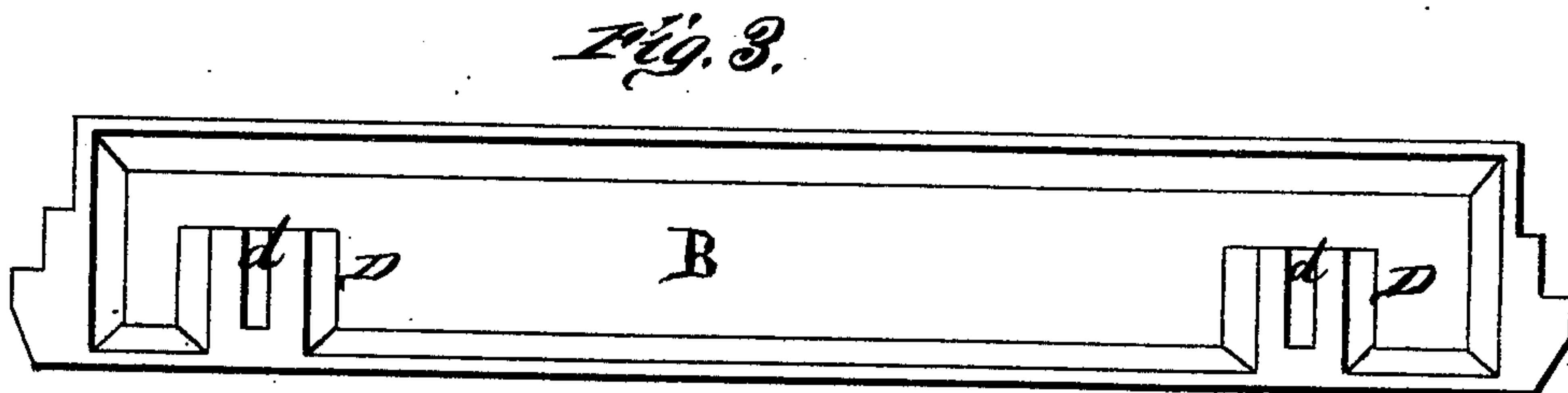




S. M. STEWART.
Door-Sill.

No. 196,715.

Patented Oct. 30, 1877.



WITNESSES
Robert Eratt
George E. Upham

INVENTOR.
Samuel M. Stewart
Gilmore & Smith Co.
ATTORNEYS.

UNITED STATES PATENT OFFICE.

SAMUEL M. STEWART, OF NEW HARRISBURG, OHIO.

IMPROVEMENT IN DOOR-SILLS.

Specification forming part of Letters Patent No. **196,715**, dated October 30, 1877; application filed August 25, 1877.

To all whom it may concern:

Be it known that I, SAMUEL M. STEWART, of New Harrisburg, in the county of Carroll and State of Ohio, have invented a new and valuable Improvement in Door-Sills; and I do hereby declare that the following is a full, clear, and exact description of the construction and operation of the same, reference being had to the annexed drawings, making a part of this specification, and to the letters and figures of reference marked thereon.

Figure 1 of the drawings is a representation of a plan view of my door-sill. Fig. 2 is a plan view of the door-sill proper. Fig. 3 is a detail section, and Figs. 4 and 5 are detail sectional views thereof.

The nature of my invention consists in the construction and arrangement of a door-sill and carpet-strip, as will be hereinafter more fully set forth.

The annexed drawings, to which reference is made, fully illustrate my invention.

A represents the door-sill proper, and B is the carpet-strip, or the strip over which the door closes. The carpet-strip B is, preferably, made of metal, and provided on the top, near the inner edge, with a longitudinal groove, *b*, extending nearly from end to end; and from at or near each end of this groove *b* a transverse groove, *b'*, runs forward through the front of the strip. By means of these grooves all water that might enter under the door is collected and carried off on the outside, and thereby prevented from entering inside of the door. The under side of the strip B is made recessed, as shown, and provided with two projections, D D, in each of which is a dovetailed groove, *d*, and the sides of these dovetailed grooves are inclined or beveled, as shown

at *x x*. In the sill A are fastened two headed screws, *a a*, and the strip B is held to the sill by being forced over said screws in such a manner that the heads of the screws will enter the dovetailed grooves *d d* in the projections D D, and by forcing outward the strip the heads of said screws, riding up on the inclines *x x* in said grooves, will draw the strip tightly to the sill. If carpet or oil-cloth C is first laid on the sill, and the strip then fastened in the manner indicated, such carpet or oil-cloth will be firmly held in place.

The strip B can be easily and quickly removed, when desired, to remove the carpet; and by running the screws *a* up or down, the strip can be put in place loose or tight, as desired.

What I claim as new, and desire to secure by Letters Patent, is—

1. In combination with a door-sill, a removable carpet-strip, provided on the top with suitable grooves for collecting and carrying off any water that might enter under the door, the whole constituting an improved threshold, as set forth.

2. The strip B, provided on its upper surface with grooves *b* and *b' b'*, and on its under side with lugs D D, having dovetailed grooves *d d*, with inclined sides *x x*, in combination with the sill A, having screws *a a* fastened therein, substantially as and for the purposes herein set forth.

In testimony that I claim the above I have hereunto subscribed my name in the presence of two witnesses.

SAMUEL M. STEWART.

Witnesses:

WM. MCCOY,
JAMES HOLDER.