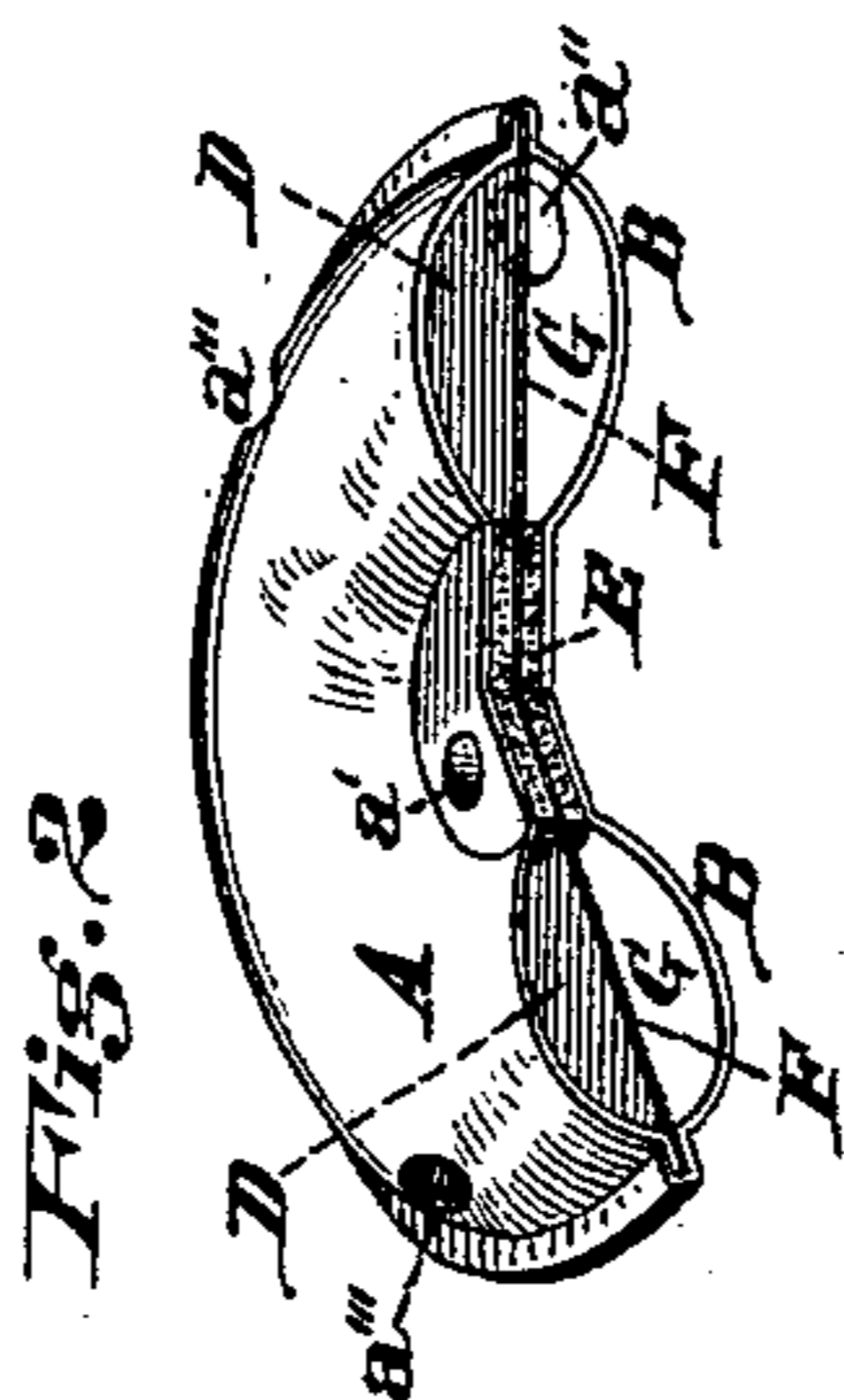
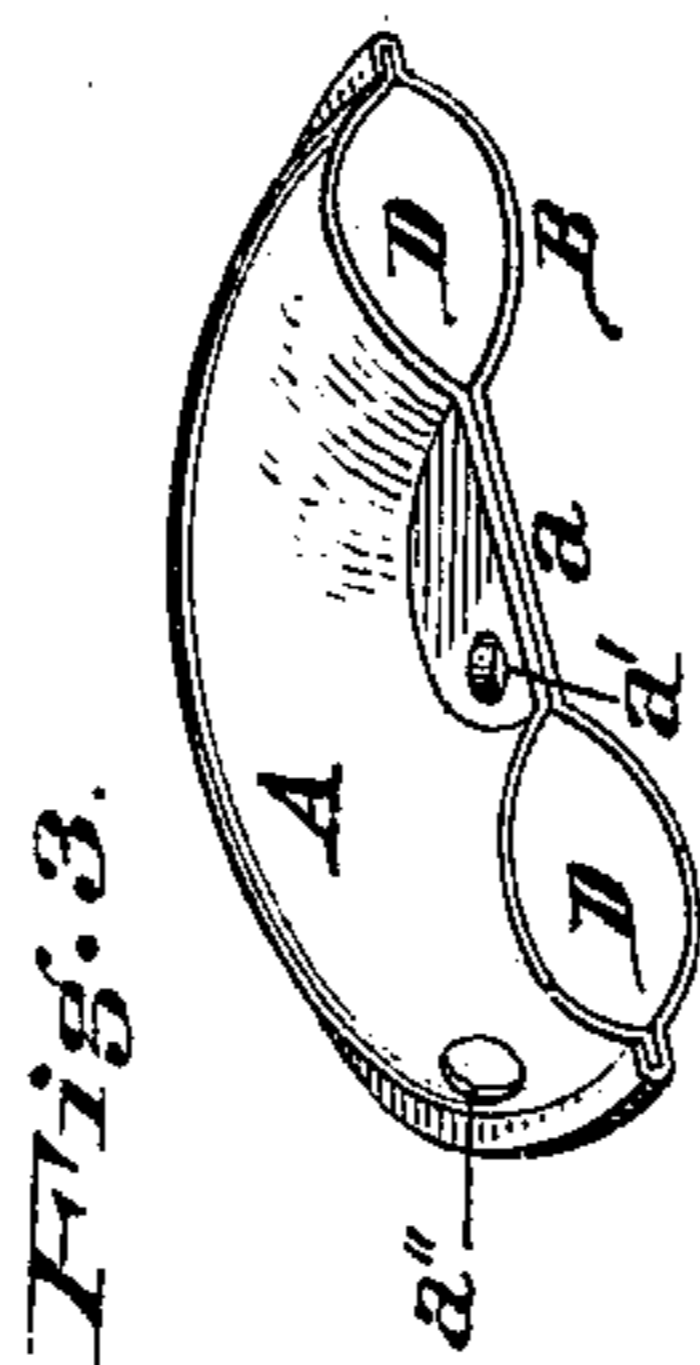
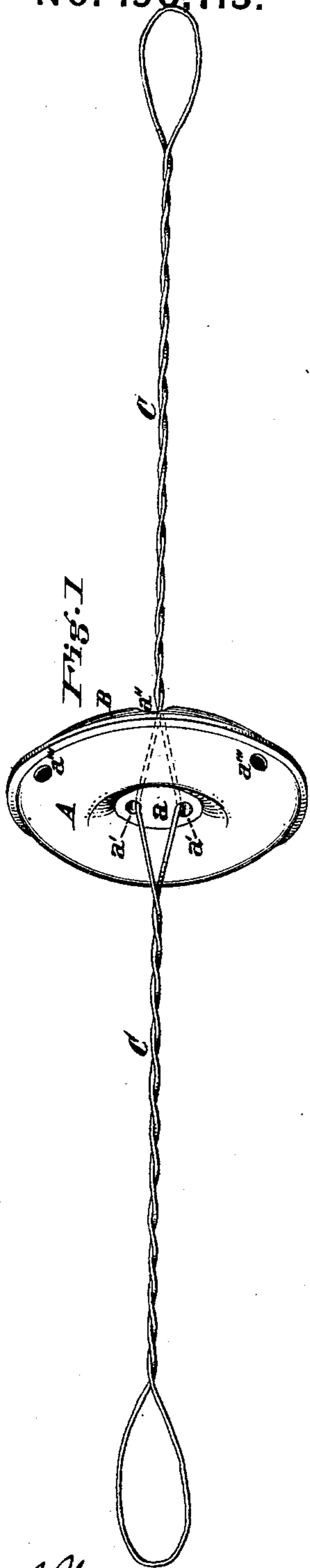


D. T. SNELBAKER.
Toy-Buzzes.

No. 196,713.

Patented Oct. 30, 1877.



Attest
Edgar J. Cross
John E. Jones.

Inventor
David T. Snelbaker
By F. Millward
Attorney

UNITED STATES PATENT OFFICE.

DAVID T. SNELBAKER, OF CINCINNATI, OHIO, ASSIGNOR TO HARVEY
McMURCHY AND THOMAS E. SNELBAKER.

IMPROVEMENT IN TOY BUZZES.

Specification forming part of Letters Patent No. **196,713**, dated October 30, 1877; application filed
June 8, 1877.

To all whom it may concern:

Be it known that I, DAVID T. SNELBAKER, of Cincinnati, Hamilton county, State of Ohio, have invented an Improvement in Toys, of which the following is a specification:

My invention consists of a buzz toy made of two plates of stamped metal seamed together at the periphery, and joined at the center, where the plates are perforated for the operating-string, the metal of each between the center and periphery being recessed annularly, and one side perforated at the recess, so that an annular chamber is formed, which, by the provision of the perforation, enables the toy to hum while revolving in either direction.

My invention further consist in the provision of a diaphragm across the axis of the toy, which divides the whistling-chamber into two parts, and in the provision, in connection therewith, of a single whistling-aperture in the outside plate of one chamber, and two or more in the outside plate of the other, for the purpose of enabling the toy while revolving to sound two distinct notes.

In the accompanying drawings, Figure 1 is a perspective view of a toy embodying my invention. Fig. 2 is a perspective section of the toy when made with a diaphragm. Fig. 3 is a view, in sectional perspective, of one with a single whistling-chamber.

When a single whistling-chamber is required, the toy is composed of two plates, A B, as shown in Fig. 3, the plates being stamped so as to come together to make a close circular center, *a*. This center has two perforations, *a'*, for the reception of the string C, as seen in Fig. 1, and the peripheral edges are seamed over, as shown in Fig. 3, to firmly unite them together. A perforation, *a''*, is made in one of the plates, as shown in Fig. 3, so as to make an edge to catch the air and make it enter the space D between the plates, so as to produce the whistling sound, the hole being on one

side of the greatest prominence of the metal, as shown.

The toy, when the string is in, is operated like all cross-string buzz-wheels—viz., by alternately pulling and slacking the ends of the string—and, while revolving in either of the consequent two directions, will produce a whistling or humming sound.

Where the metal is of rather inferior quality, I prefer to interpose a washer or washers, E, of any suitable material, between the plates at the center, as shown in Fig. 2, so as to make the depression of each plate at the center less severe.

Fig. 2 illustrates the toy with a central diaphragm, F, which is held in place by the seaming of the periphery of the plates A B. By the use of this diaphragm I make two whistling-chambers, D G. In the outside plate of one chamber I make a single perforation, *a''*, and in the other I make two or more perforations, *a'''*, and by this means am enabled to make one sound on one side of the toy and a different one at the other, the two notes being preferably harmonious sounds.

I claim—

1. A twist-string buzz-wheel composed of two plates of metal, A B, jointed at the center to inclose the string-apertures, seamed at the periphery, and stamped so as to form a whistling-chamber, D, one of the plates having a whistling-aperture, *a'*, leading thereto.

2. The combination of stamped plate A, having a whistling-aperture, *a'*, stamped plate B, having two or more whistling-apertures, *a''*, and dividing-diaphragm F, substantially as and for the purpose specified.

In testimony of which invention I hereunto set my hand and seal.

DAVID T. SNELBAKER. [L. S.]

Witnesses:

M. E. QUINN,

JNO. L. BOGARDUS.