

J. S. HALL.
Shoe Fastenings.

No. 196,660.

Patented Oct. 30, 1877.

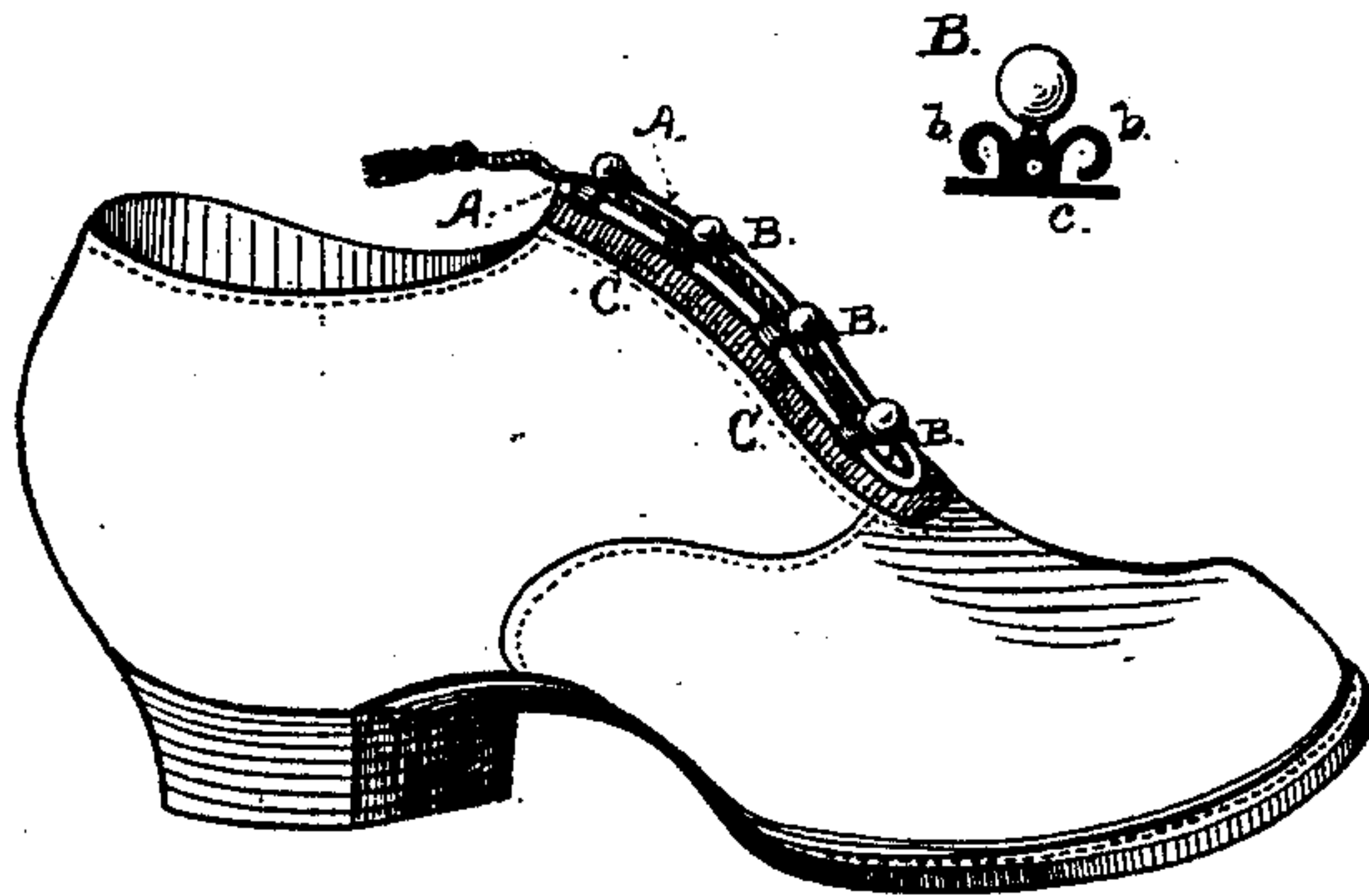


Fig. 1.

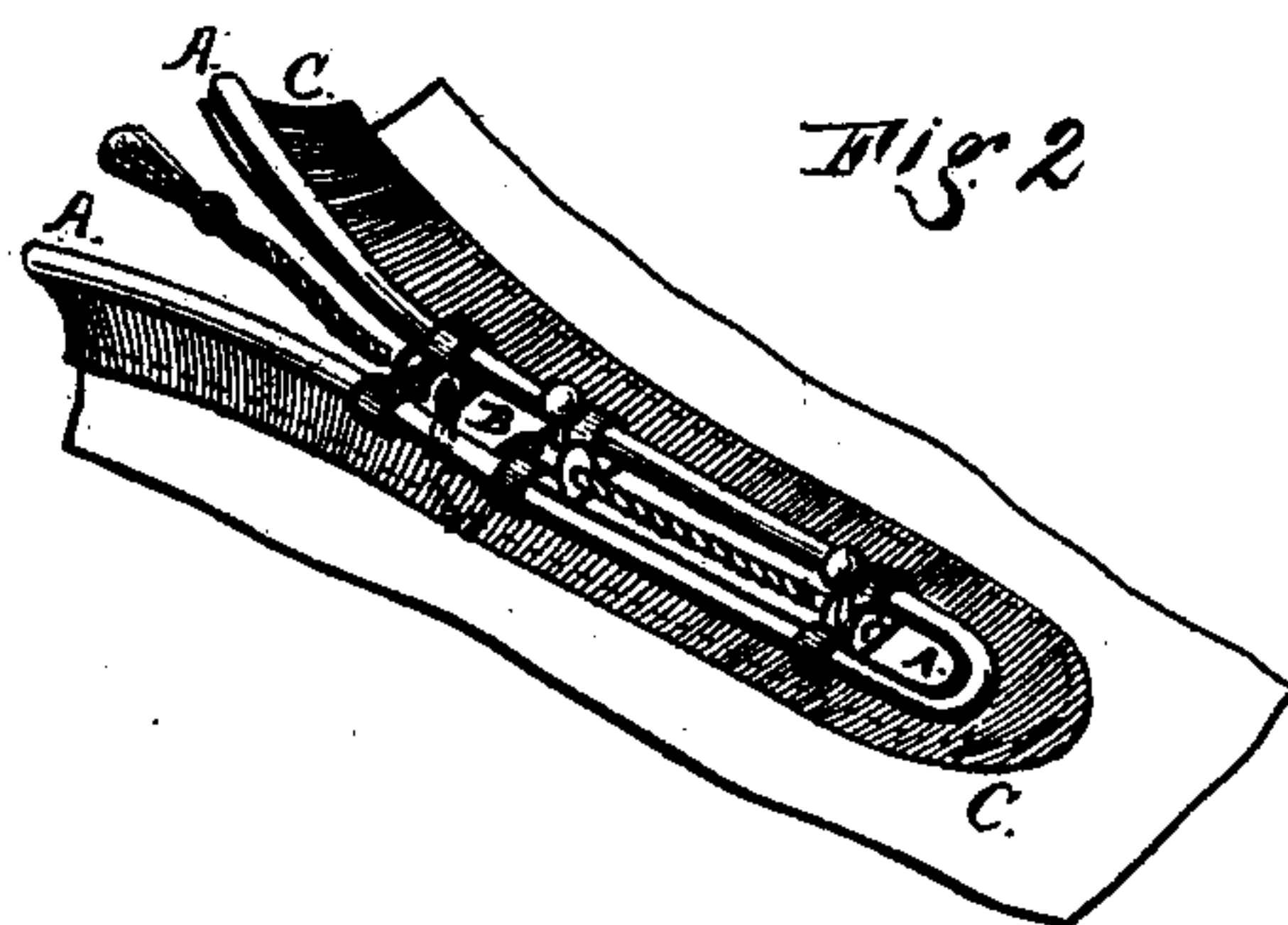


Fig. 2.

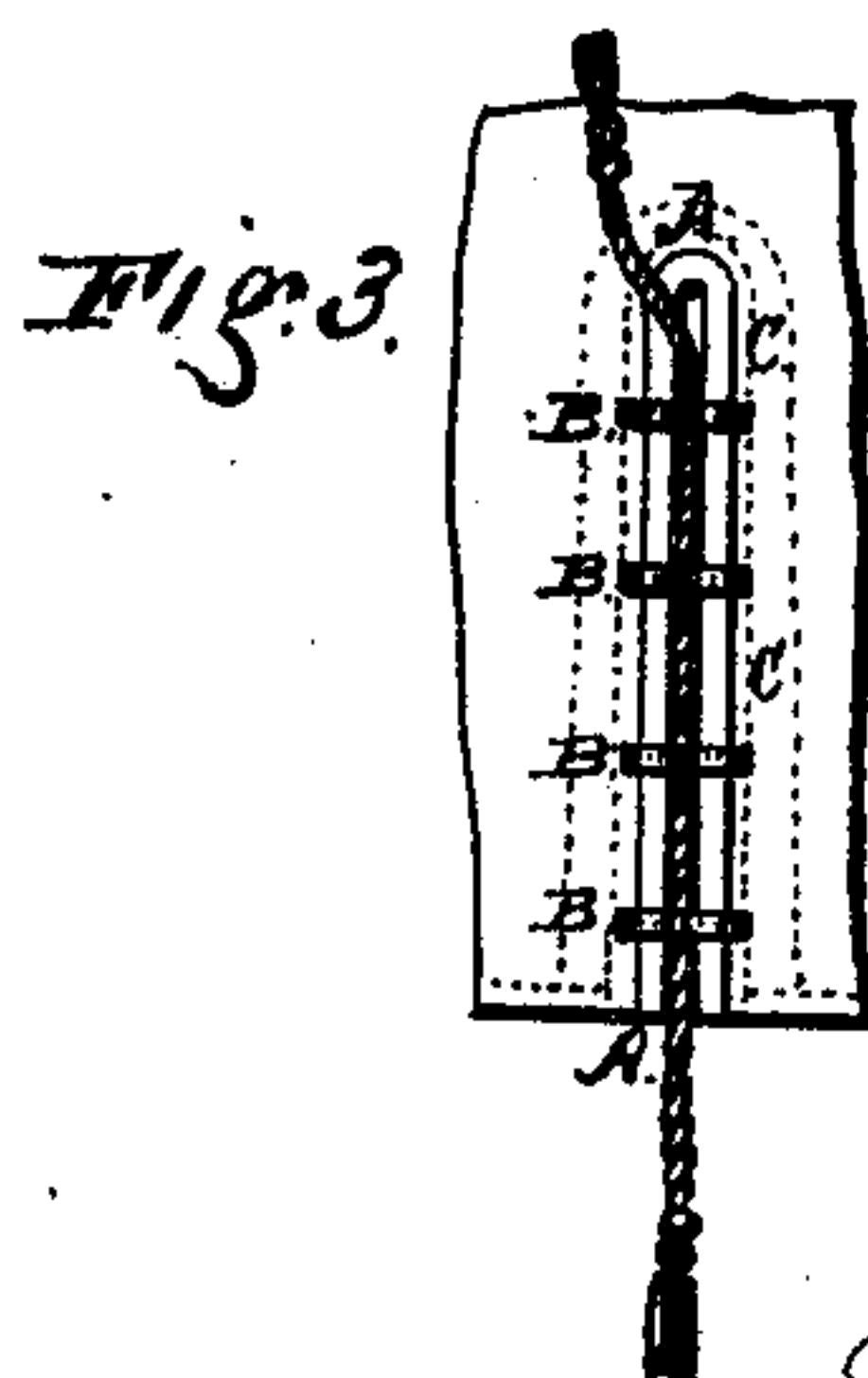


Fig. 3.

Witnesses:
Edward Osborn
William N. Osborn.

Inventor:
John S. Hall
By E. W. Smith his atty.

UNITED STATES PATENT OFFICE.

JOHN S. HALL, OF SAN FRANCISCO, CALIFORNIA.

IMPROVEMENT IN SHOE-FASTENINGS.

Specification forming part of Letters Patent No. **196,660**, dated October 30, 1877; application filed July 30, 1877.

To all whom it may concern:

Be it known that I, JOHN S. HALL, of the city and county of San Francisco, in the State of California, have invented a certain new and useful Improvement in Fastenings for Shoes, Gloves, and other Articles of Wearing Apparel, which invention is fully set forth and shown in the following specification and in the accompanying drawing.

In the said drawing, Figure 1 is a perspective view of a shoe with my invention applied to it. Fig. 2 is a detail view of several of the fastenings as applied to an opening, showing their sliding action when the shoe is opened. Fig. 3 is a view of the fastening applied to the opening of a gaiter or a glove without the ornamental button-heads.

My invention consists in the combination, with a raised bead or fillet secured around the opening in a shoe or other article, of a number of sliding fastenings, connected together by a cord, which clasps the bead on both sides of the opening, and, upon being drawn up, acts to draw the edges of the opening together.

The object of my invention is to provide a strong and simple fastening to take the place of buttons and button-holes, which are more or less objectionable and imperfect in their operation or office of keeping the opening closed in these articles.

The accompanying drawing shows a raised bead or fillet, of leather, gutta-percha, or other suitable material, secured upon and around the edge of the opening in the shoe. This bead A is either secured directly to the edge of the material around the opening, or it is arranged upon a separate strip or stay-piece, C, of elastic or non-elastic material, which piece is then secured, by stitching or otherwise, to the edge of the opening. This construction is shown in Fig. 2 of the drawing.

With this bead A is arranged and combined a sliding clasp, B, which constitutes the fastening, to draw and hold the opening together. This fastening B is made with curved arms or ends *bb* extending from each side, and a straight bar or plate, *c*, beneath them. These parts grasp and hold the rounded or raised bead upon the edge of the opening on both sides, and several of these fastenings are connected together at proper distance by a cord, by means

of which they are caused to slide up or down upon this bead or rounded edge, and open or close the parts of the shoe or other article. By drawing upon the end of the cord the fastenings will be drawn toward the top of the opening, and its edges closed and held tightly together.

These fastenings are made substantially of the form shown at B in the drawing, with the ends *bb* more or less curved to properly embrace and engage the bead or rounded edge of the opening, and with a plate or bar, *c*, beneath the bead, which acts to hold the curved end securely down into their position. This form and action of the parts of the fastening will be readily understood by reference to Figs. 1 and 2 of the drawing.

The fastenings may be made and used without the ornamental button-heads shown in Fig. 1, and they are adapted to be used in all cases as a substitute for buttons, hooks, or lacing.

The sliding clasps rest in the opening of the shoe or glove, and the bead being secured directly to the edge of such opening, the said clasps project partly above and partly below the surface of the shoe or glove, thus forming a neat fastening.

The supporting-plate *c* of each clasp projects beyond the bead, inside of and under the surface of the shoe or glove, which makes the fastening much stronger, as well as neater in appearance.

I am aware of the patent granted March 28, 1876, to C. Mayreis, and hereby disclaim the same.

Having thus fully described my invention, what I claim therein as new, and desire to secure by Letters Patent, is—

The combination, with the bead A, secured directly to the edge of the opening in a glove or shoe, of the gripe-fastenings B, sliding in said opening, and connected together by a cord, constructed and arranged substantially as described and shown.

In testimony that I claim the foregoing I have hereunto set my hand and seal this 16th day of July, 1877.

JOHN S. HALL. [L. S.]

Witnesses:

C. W. M. SMITH,
WILLIAM HARNEY.