

H. T. CUSHMAN.
Rolling Pocket-Tablets.

No. 196,636

Patented Oct. 30, 1877.

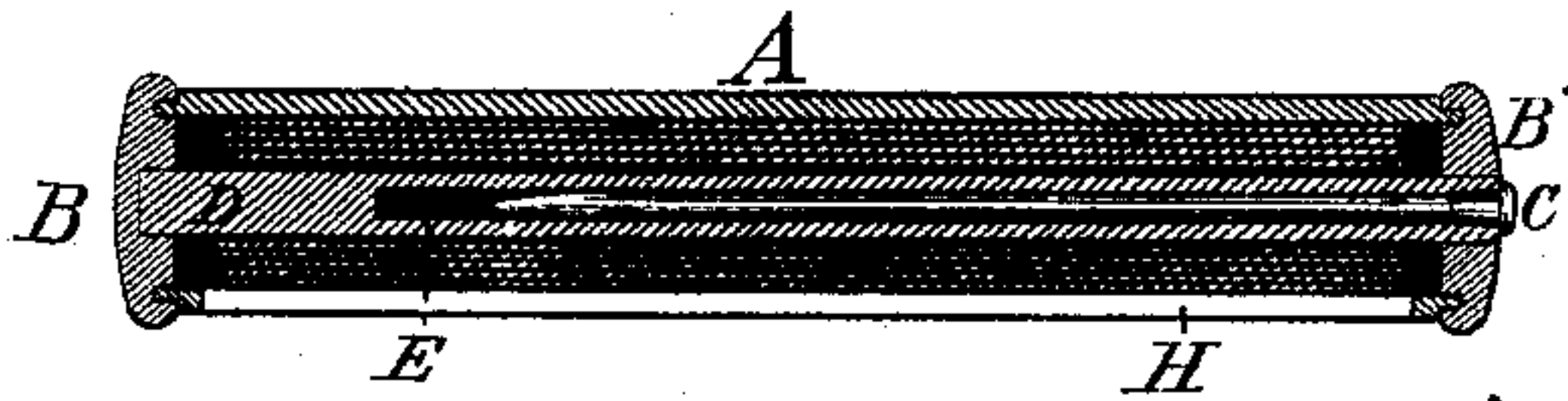


FIG. 2.

FIG. 1.

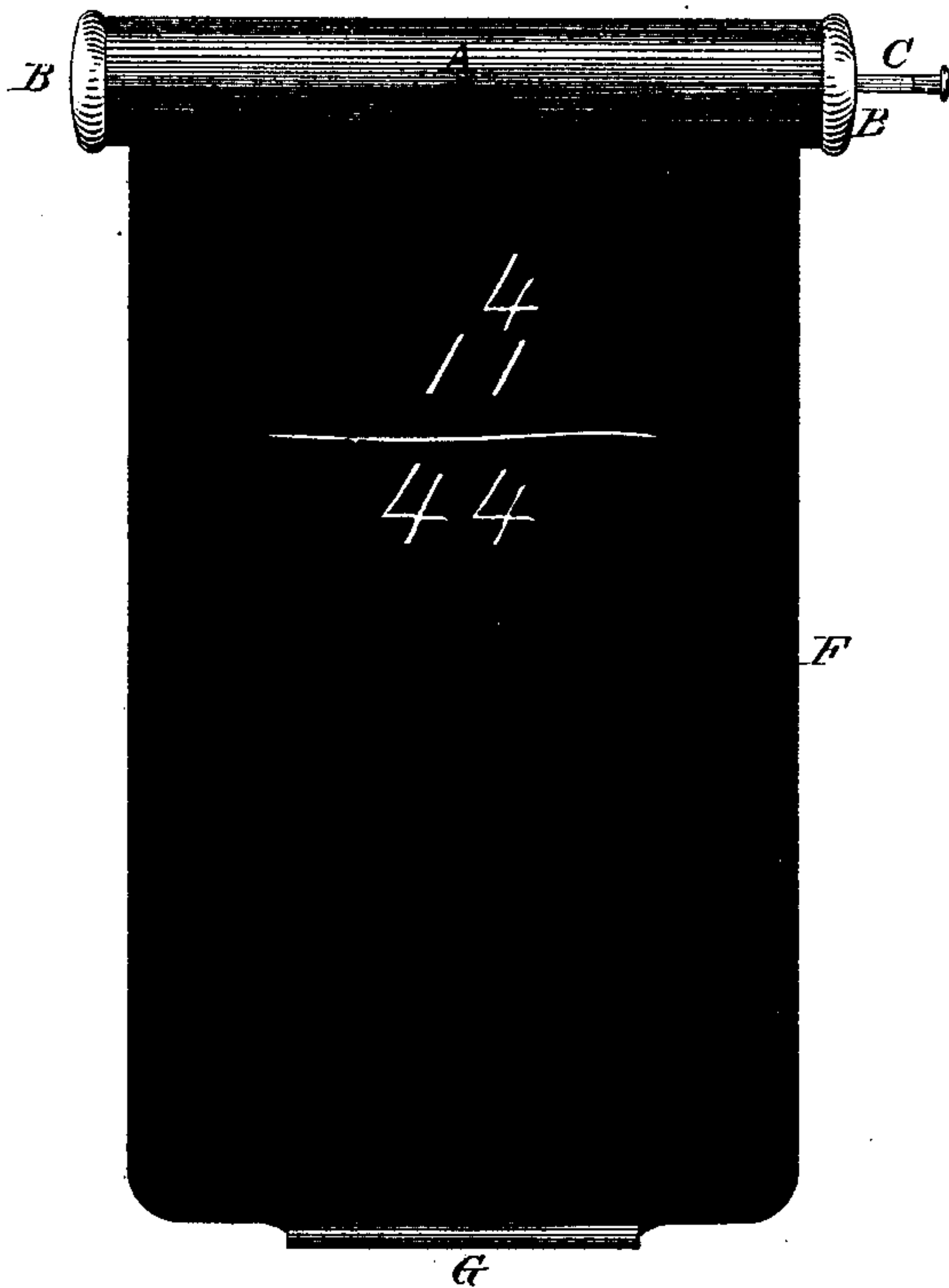
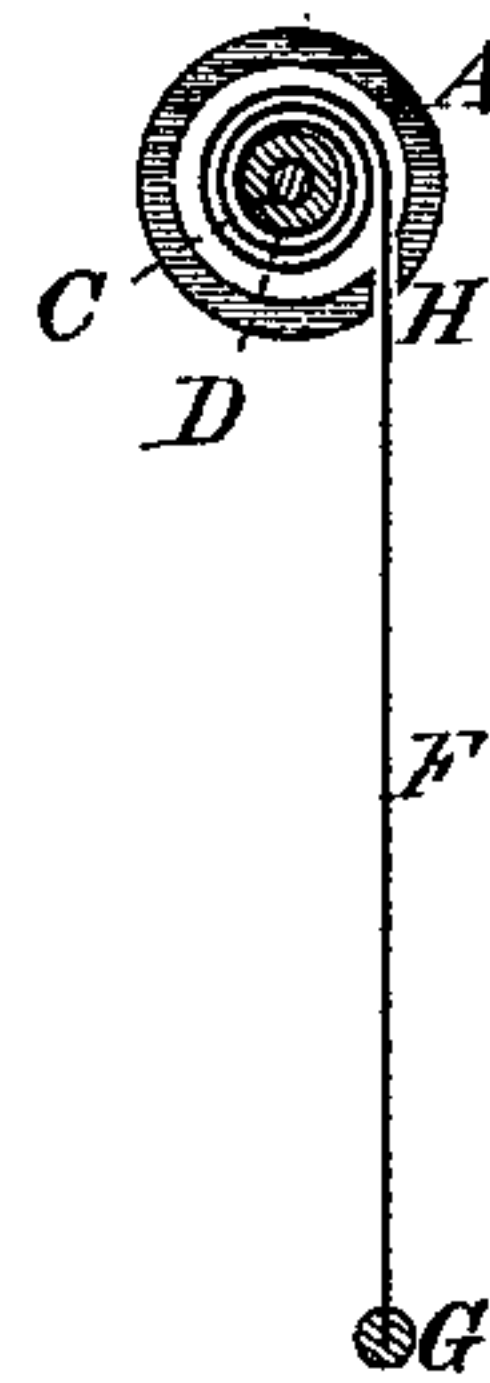


FIG. 3.



Witnesses,

M. B. Scott.

Robert Chambers

Inventor,

Henry T. Cushman,

by Franklin Scott,

His Attorney.

UNITED STATES PATENT OFFICE.

HENRY T. CUSHMAN, OF NORTH BENNINGTON, VERMONT.

IMPROVEMENT IN ROLLING POCKET-TABLETS.

Specification forming part of Letters Patent No. **196,636**, dated October 30, 1877; application filed December 8, 1876.

To all whom it may concern:

Be it known that I, HENRY T. CUSHMAN, of North Bennington, in the county of Bennington and State of Vermont, have invented an Improved Rolling Pocket-Tablet; and I do hereby declare the following specification, in connection with the drawings accompanying the same, and which are made a part hereof, to contain a clear, concise, and accurate description thereof.

The invention has for its main object the provision of a slate of moderate dimensions, constructed of flexible material, and adapted to be rolled or coiled in a tubular case, which case is of such limited dimensions that it may conveniently be carried in the pocket.

Figures 1, 2, and 3, respectively, show a plan, longitudinal section, and cross-section of my invention.

A is a tubular cylinder, made from any suitable material, having each end thereof closed by a loose head, B. One of the heads B B is firmly attached to each end of the roller D, which passes through the center of the cylinder A, and to which the flexible slate, cloth, or tablet is securely attached. The inner faces or sides of the heads B B are provided with annular grooves, to receive the annular shouldered projections of cylinder A, which are, respectively, so adapted to each other that when rotated the roller shall maintain a central position, and the cylinder be so protected or shielded at its ends as not to be easily crushed. This may be accomplished in the manner shown in Fig. 2, or in any other convenient way. The central portion or core of the roller is bored or chambered out, so as to make a pocket, E, for the receipt of the pencil C. (Shown in Figs. 1 and 2.) The slate-cloth F, being attached by one end thereof to the roller D, runs in and out of the case A, through a longitudinal slot, H, Figs. 1 and 3, provided therefor, and has a small fillet of

wood, G, or any other suitable substitute, attached to the outer or free end thereof, which may be grasped to draw out or unroll the slate, and which also prevents the outer end of the slate from being entirely drawn into the case in process of rolling up. The pencil C is provided with a small flanged cap or shield, which forms a head thereto, the neck of which is made slightly tapering, as shown, which prevents its being easily displaced from its pocket E when not in use. Work remaining on either or both sides of the slate may be rolled into the case without danger of erasure.

The invention is conveniently portable, durable, and possesses one characteristic which especially commends its use in schools, of being absolutely noiseless when in use.

The invention constructed on a larger scale becomes adapted to the use of lecturers, and by providing each end of the slate-cloth with a tubular case of the kind above described the whole becomes adapted to panoramic illustration.

No claim is herein made to "artificial slating" nor to "artificial slates," as distinguished from "natural slates;" but

I claim as new—

1. The roller D, constructed with pencil-pocket, in combination with case A and flexible slate F, all as shown and specified.

2. As an article of manufacture, a flexible slate mounted upon a roller, provided with a pencil-pocket, and adapted to be rolled or coiled, for protection and transportation, into a tubular case, substantially as described and set forth.

In testimony whereof I have hereto set my hand at North Bennington, Vermont, this 6th day of December, A. D. 1876.

HENRY T. CUSHMAN.

In presence of—

E. D. HALL CUSHMAN,
FRANKLIN SCOTT.