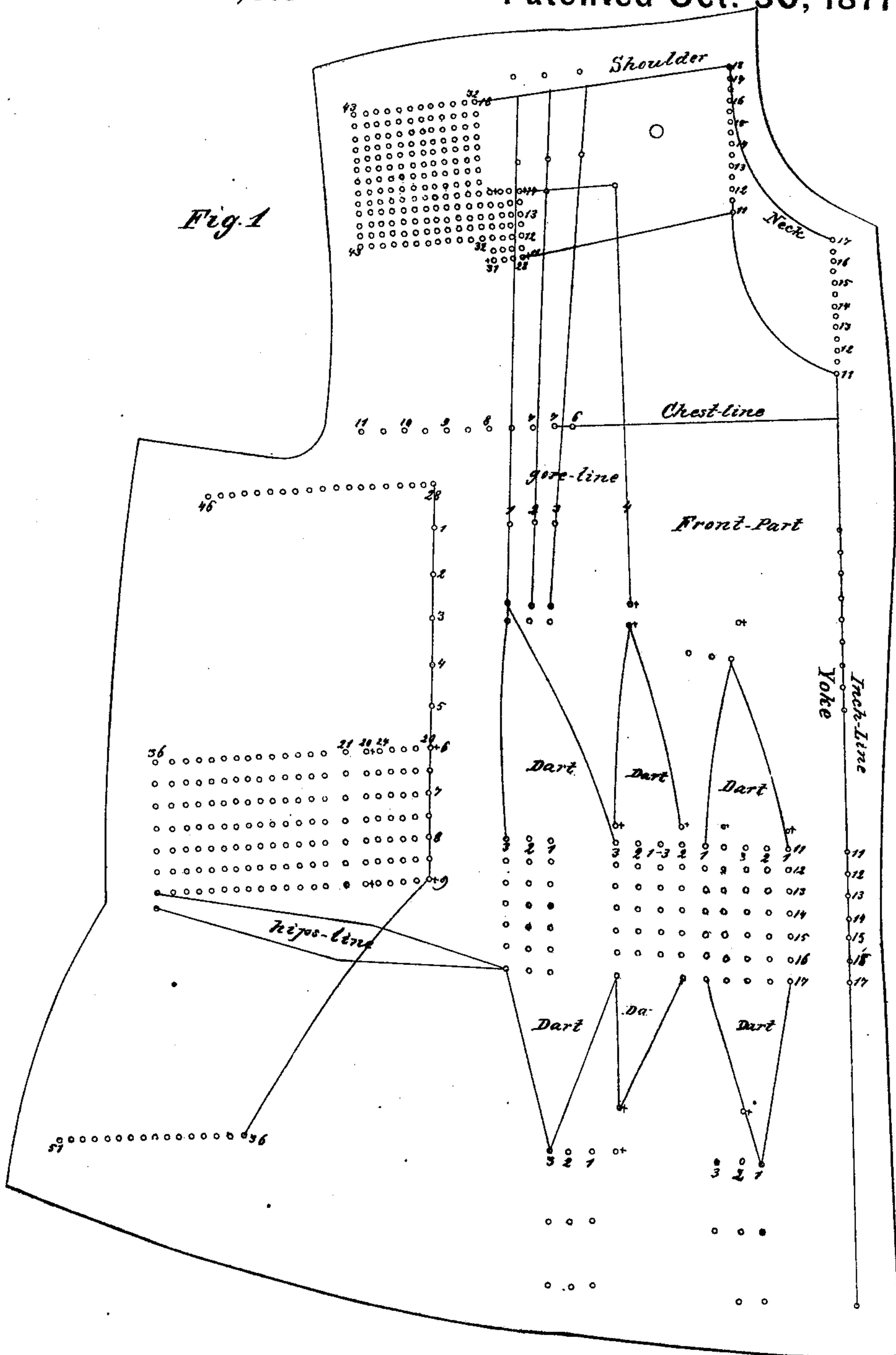


J. WUERFEL.
Dress-Pattern Chart.

No. 196,615

Patented Oct. 30, 1877.



WITNESSES:

A. W. Amqvist
J. H. Scarborough.

INVENTOR:

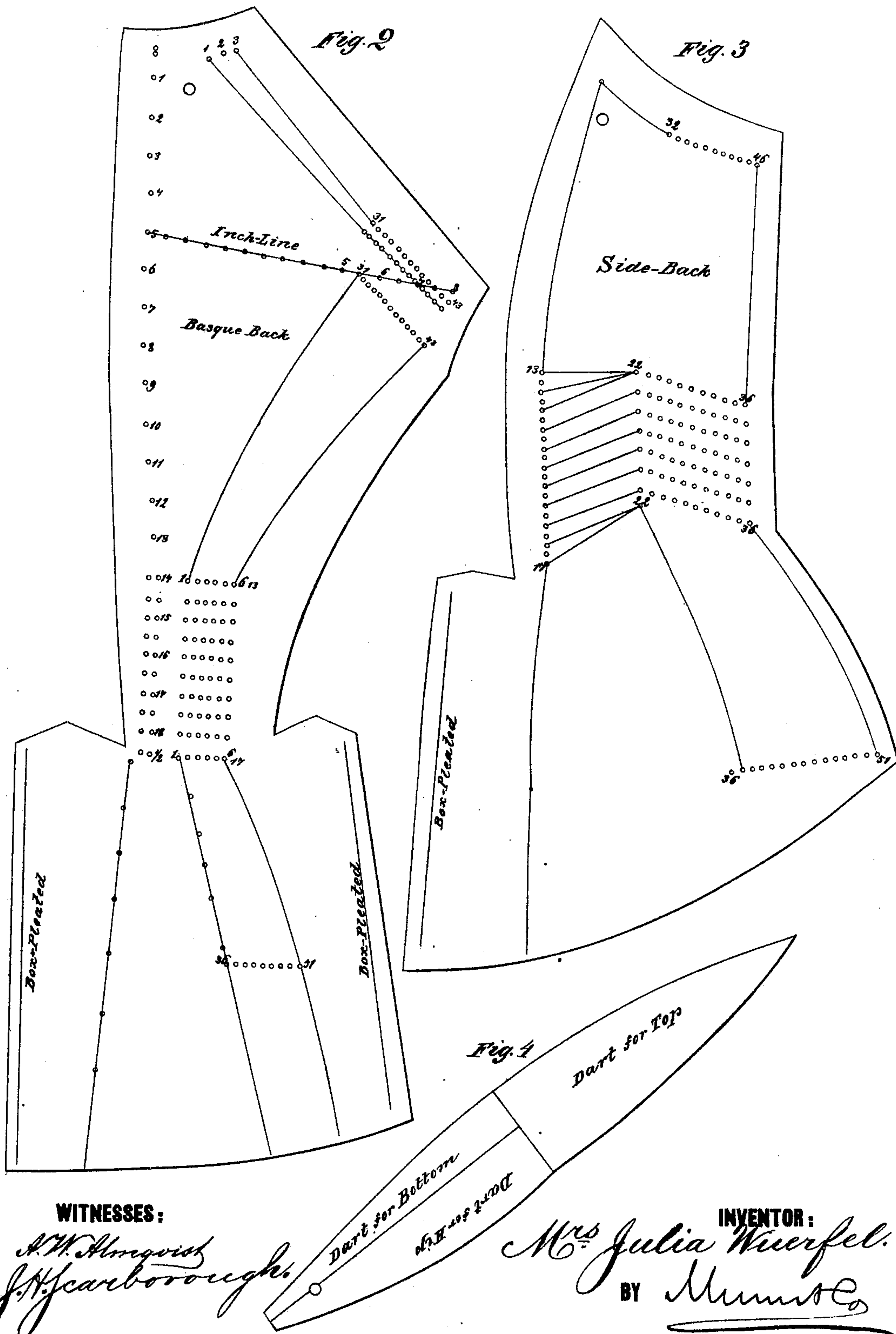
INVENTOR:
Mrs. Julia Wierfel.
BY Munroe

ATTORNEYS.

J. WUERFEL.
Dress-Pattern Chart.

No. 196,615

Patented Oct. 30, 1877.



WITNESSES:

A. M. Almqvist
J. H. Scarborough

INVENTOR:

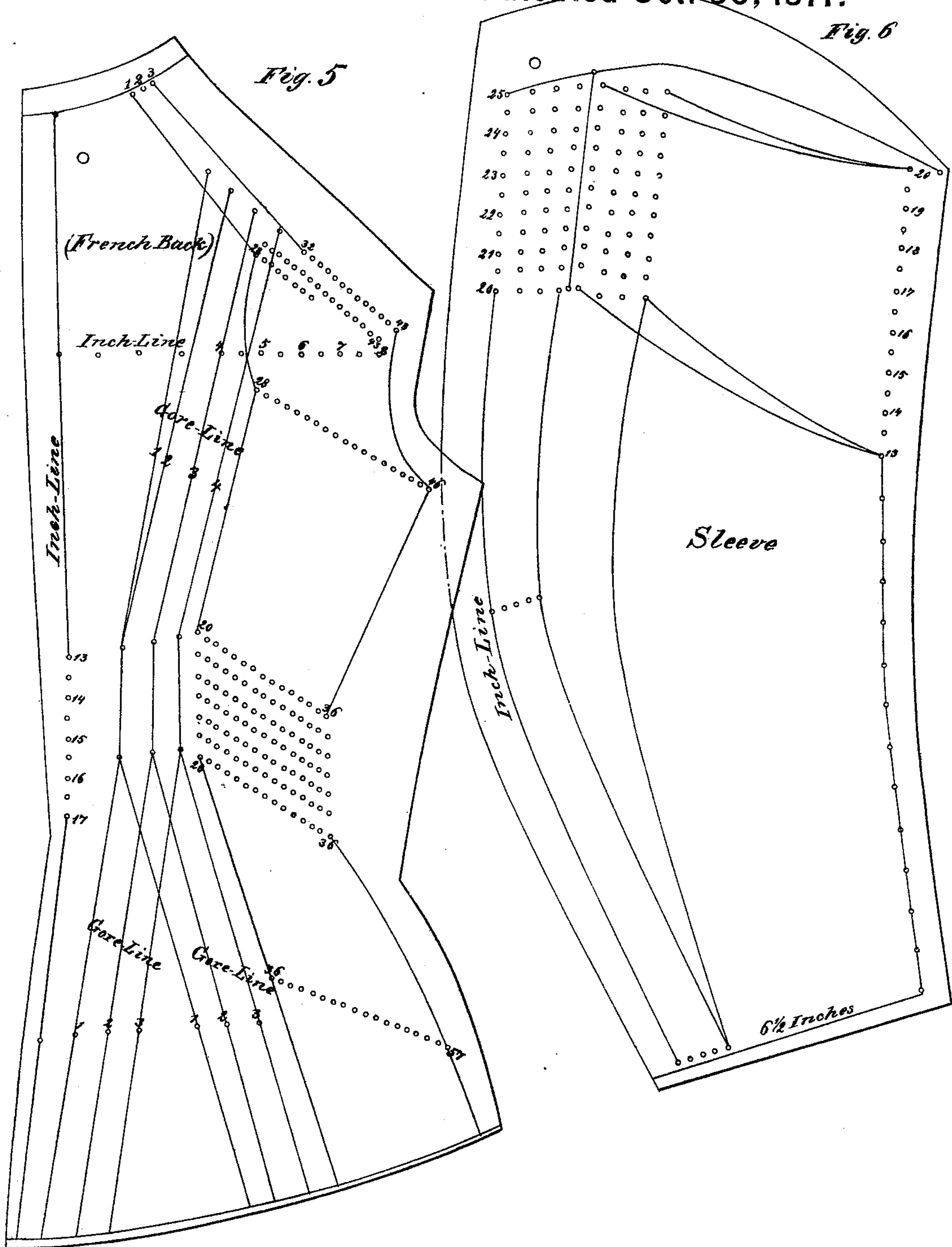
Mrs. Julia Wuerfel.
BY Munn & Co.

ATTORNEYS.

J. WUERFEL.
Dress-Pattern Chart.

No. 196,615

Patented Oct. 30, 1877.



WITNESSES:

A. W. Almqvist
J. H. Scarborough.

INVENTOR:

Mrs. Julia Wuerfel.
BY Mumford

ATTORNEYS.

UNITED STATES PATENT OFFICE.

JULIA WUERFEL, OF SHEBOYGAN, WISCONSIN.

IMPROVEMENT IN DRESS-PATTERN CHARTS.

Specification forming part of Letters Patent No. **196,615**, dated October 30, 1877; application filed September 10, 1877.

To all whom it may concern:

Be it known that I, Mrs. JULIA WUERFEL, of Sheboygan, in the county of Sheboygan and State of Wisconsin, have invented a new and useful Improvement in Dress-Patterns, of which the following is a specification:

Figure 1 represents the front part of the pattern. Fig. 2, Sheet 2, represents the pattern for a basque-back. Fig. 3, Sheet 2, represents the pattern for a side back. Fig. 4, Sheet 2, represents the dart-pattern. Fig. 5, Sheet 3, represents the pattern for a French back. Fig. 6, Sheet 3, represents the sleeve-pattern.

Similar letters of reference indicate corresponding parts.

The object of this invention is to furnish an improved guide-pattern which will give any size or style, and the use of which may be easily and quickly learned.

The invention consists in the dress-director or guide-patterns provided with the lines of figures, or figures and dots, in substantially the manner hereinafter fully described.

In applying these patterns to practical use, measure around the bust, around the waist, around the hips, and around the neck. Then measure across the chest and across the shoulders. Measure down the front, down from under the arms, and down the back. Measure from the shoulder to the wrist for the length of the sleeve, and around the wrist for the size of the sleeve.

The figures and dots from 11 to 11 and from 17 to 17 give the length of the waist. The figures and dots from 11 to 18 give the size of the neck. The figures and dots from 28 to 31 give the size for a child, and from 32 to 43 give the size for a grown person from the neck to the arm-size. The figures and dots directly under the arm-size, from 28 to 46 inches, give the full size of the pattern. The figures and dots on the chest-line, from 6 to 11 inches, give the size of the chest. The figures and dots at the bottom of the waist, from 20 to 24, give the size for a child, and from 20 to 36 the size for a grown person. The figures and dots from 36 to 51 inches give the size of the hips. The figures and dots from 6 to 9 give the length under the

arm. The figures and dots from 13 to 17 give the length of the back. The figures and dots across the shoulders, from 5 to 8, give the width of the back. The four outside lines of figures and dots, from 20 to 25 inches, give the upper part of the sleeve and the different sizes. The four inside lines of figures and dots, from 20 to 25 inches, give the under part of the sleeve and the different sizes. Measuring from the arm-size to the wrist gives the length of the under part of the sleeve, and measuring around the wrist gives the size of the sleeve.

After the measures have been taken, if the length of the waist be, for example, fourteen inches, dot the corresponding figure on the director at the neck, at the shoulder, at the waist, and at the darts. Dot each figure separately, and that will give the length of the waist, the size of the neck, and the length of the shoulder.

For a small-sized pattern take dart figure 1, for a medium size take dart figure 2, and for a large size take dart figure 3. For a child take the dart-dot marked with a cross.

If the chest-measure be, for example, eight inches, dot the corresponding figure on the chest-line, and that will give the size of the chest.

If the bust-measure be, for example, thirty-six inches, dot the corresponding figure on the bust-line, and that will give the full size of the pattern.

If the waist-measure be, for example, twenty-four inches, dot the corresponding figure on the waist-line, and that will give the size of the waist.

If the hip-measure be, for example, forty-four inches, dot the corresponding figure on the hip-line, and that will give the size of the hip.

The figures and dots on the front correspond with those on the back. After the measure is taken the same figure is used for both front and back.

The French back is used for French basque, blouse-waist, and gore-basque. For a child take the gore-lines on figure 1. For a grown person, small size, take the gore-lines on figure 2, for medium size on figure 3, and for

large size on figure 4, taking the corresponding figures on front and back. The dots are used instead of figures on account of want of space.

Having thus described my invention, I claim as new and desire to secure by Letters Patent—

The set of pattern-charts herein described,

shaped, and having the perforations and graduated scales, as illustrated in Figs. 1, 2, 3, 4, 5, and 6, for the purpose set forth.

JULIA WUERFEL. [L. S.]

Witnesses:

ERNST CLARENBACH,
F. W. MARGENAN.