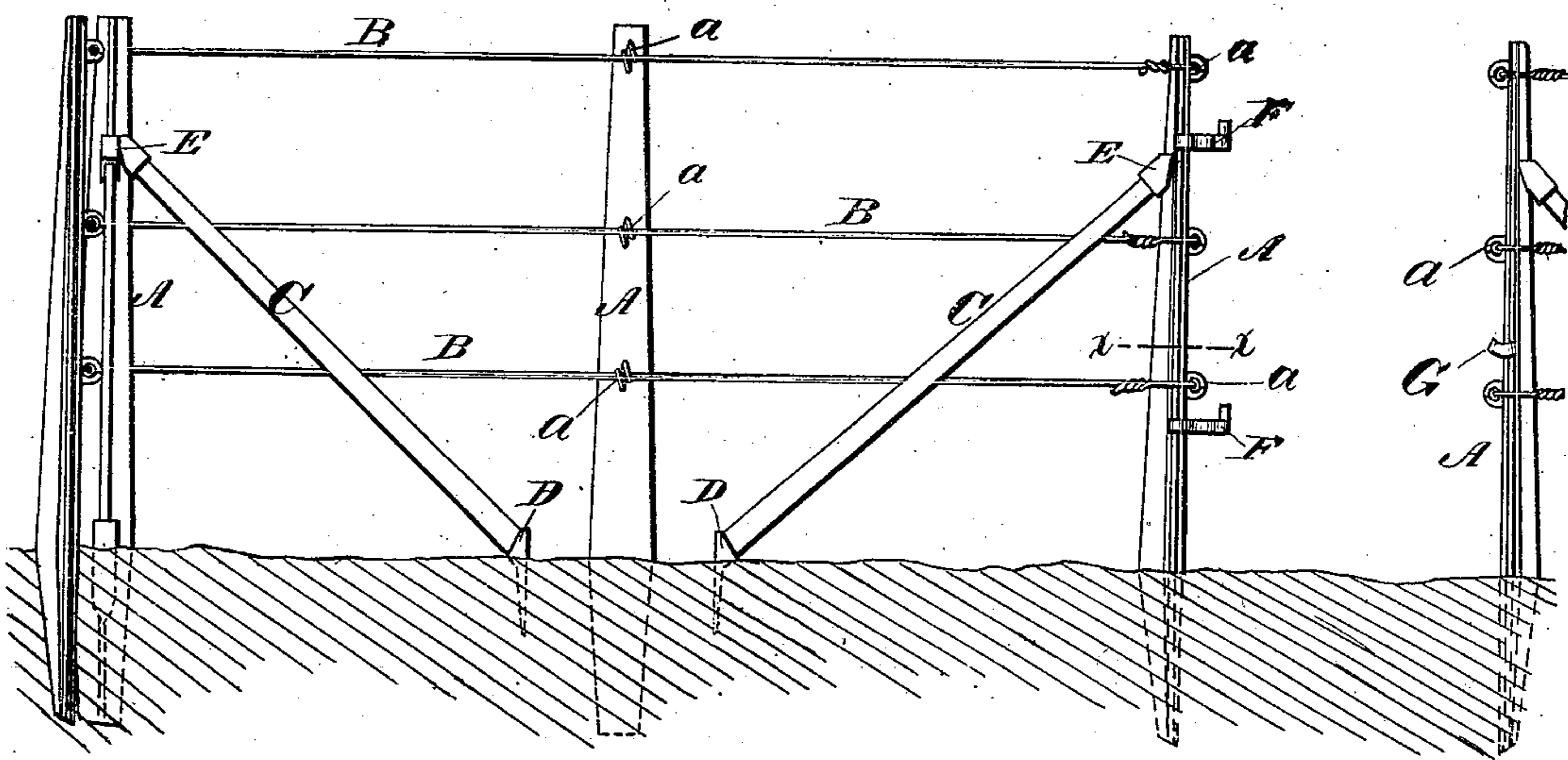



S. MILLER.  
 Iron Posts and Attachments for Wire-Fences.  
 No. 196,535      Patented Oct. 30, 1877.

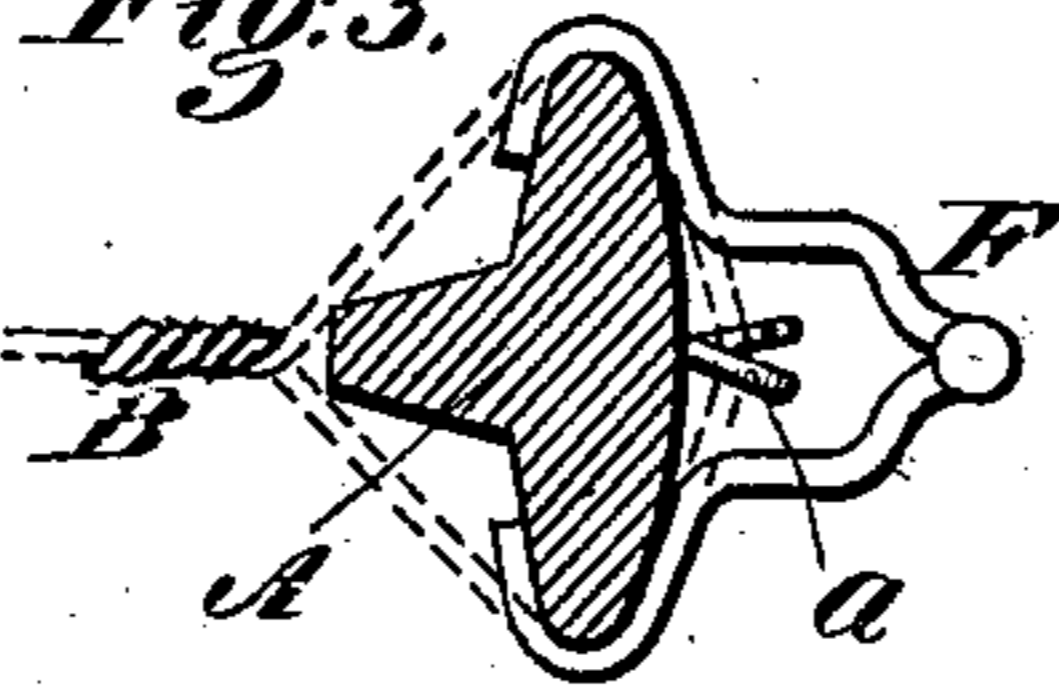
*Fig. 1.*



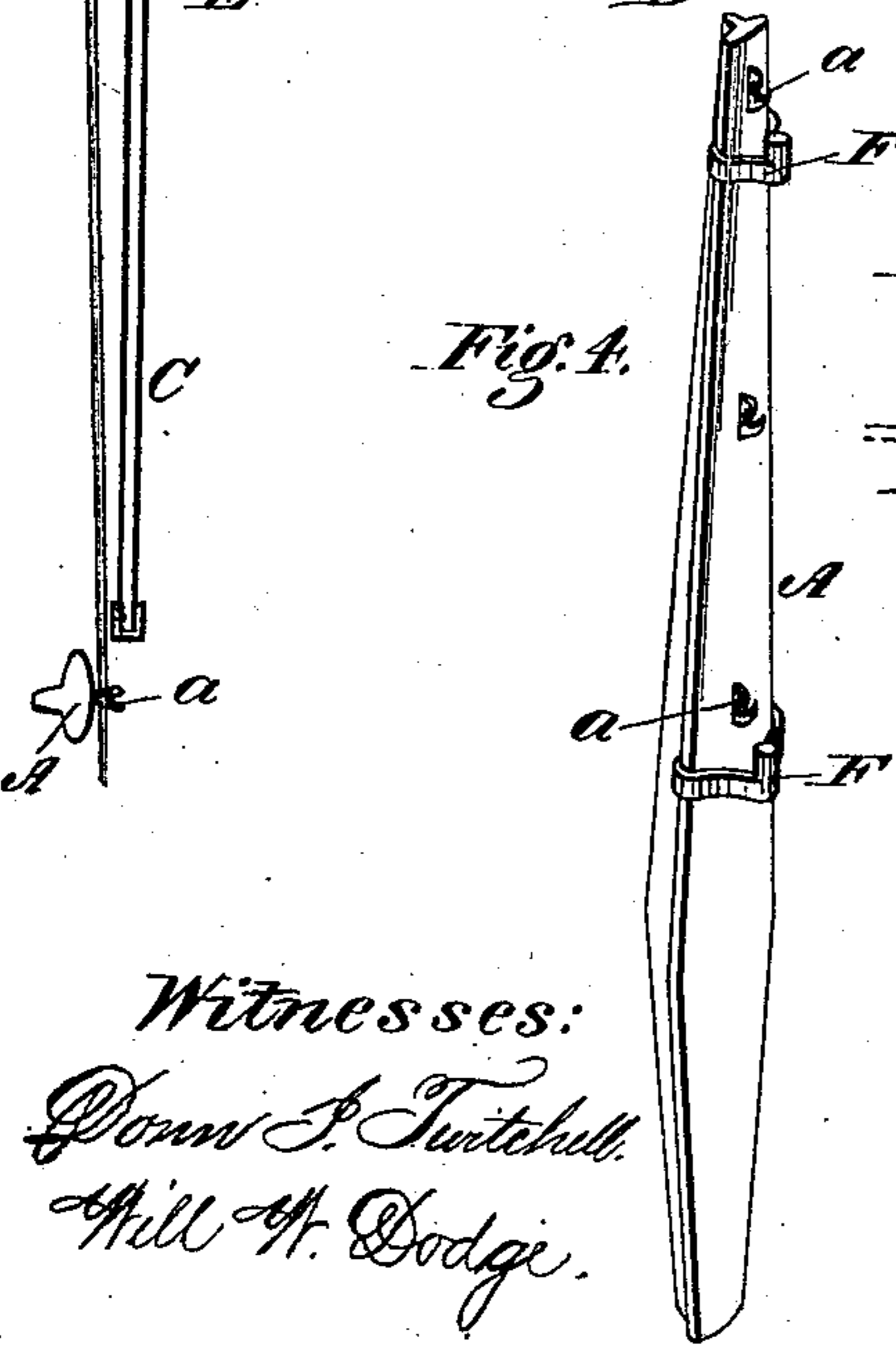
*Fig. 2.*



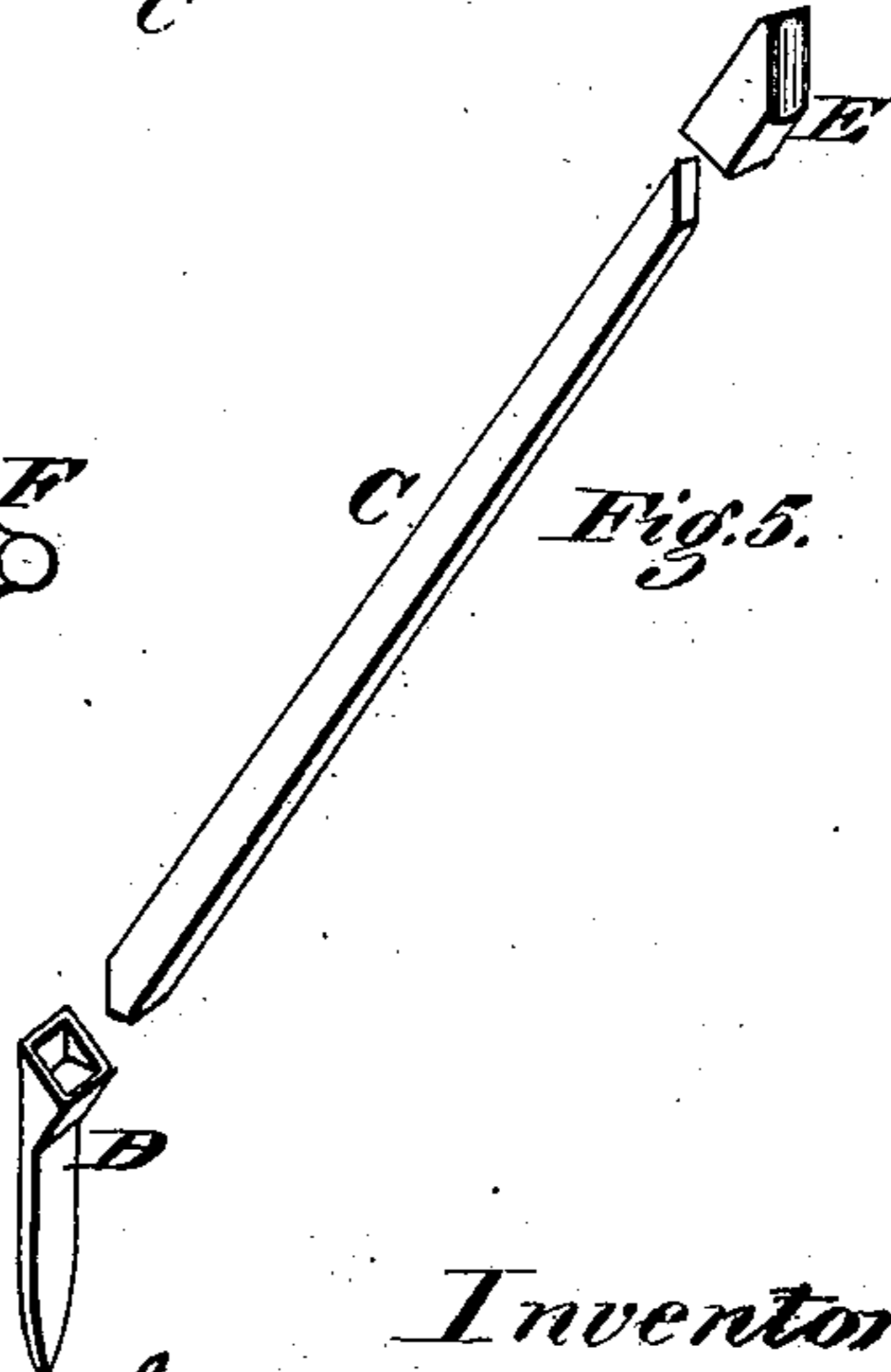
*Fig. 3.*



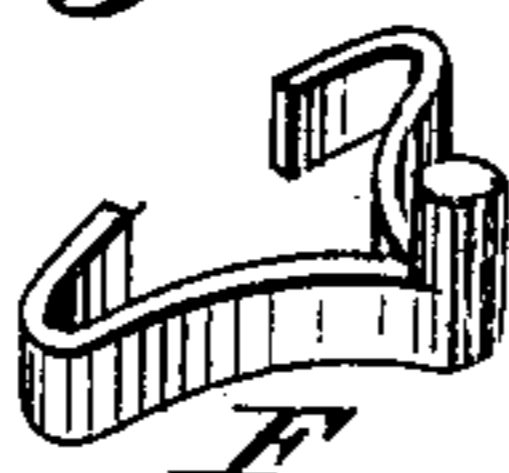
*Fig. 4.*



*Fig. 5.*



*Fig. 6.*



*Witnesses:*  
*Donn J. Twitchell.*  
*Will H. Dodge.*

*Inventor:*  
*Samuel Miller.*  
*By Dodge & Son,*  
*Atty.*

# UNITED STATES PATENT OFFICE.

SAMUEL MILLER, OF LAMOILLE, IOWA.

## IMPROVEMENT IN IRON POSTS AND ATTACHMENTS FOR WIRE FENCES.

Specification forming part of Letters Patent No. **196,535**, dated October 30, 1877; application filed January 31, 1877.

*To all whom it may concern:*

Be it known that I, SAMUEL MILLER, of Lamoille, in the county of Marshall and State of Iowa, have invented certain Improvements in Iron Posts and Attachments for Wire Fences, of which the following is a specification:

My invention consists in a post cast in one piece with a rounded outer face, and split eyes thereon to receive and hold the wire, and in braces and sockets and hinge and latch plates especially adapted for use in connection with said posts.

Figure 1 is a side elevation, representing a section of fence having my improvements embodied therein; Fig. 2, a top-plan view of the same; Fig. 3, a cross-section of one of the posts with a fence-wire and a hinge attached thereto; Fig. 4, a perspective view of one of the posts; Fig. 5, a perspective view of a pair of the sockets and the brace to be used therewith; Fig. 6, a perspective view of one of the hinges.

A A represent the posts, each cast complete in one piece, of a T shape in cross-section, and tapering downward toward each end, as shown. The outer or back side and corners of the post are rounded outward or made convex, as shown, and on the middle of said rounded side, at the proper distances apart, there are formed two, three, or more eyes or loops, *a*, to receive and hold the horizontal fence-wires B, as shown. Each eye is provided in its outer side with an inclined or oblique slit, through which the wire may be inserted and removed sidewise when slackened, so that it may be bent, but which will not permit the wire to escape when strained. The outer rounded face of the post admits of its being used in the corners and angles of the fence without cutting or injuriously bending the wire, and also admits of the wire passing directly and freely through the eyes, notwithstanding the turning of the post at the time it is driven or subsequently.

For the purpose of bracing the posts, I provide wooden braces C and metal sockets D and E to receive the ends of the same. The sockets D, which receive the lower ends of the braces, are each provided with a long stem or shank to enter the ground and hold

the socket proper firmly in position. The sockets E are each recessed on one side to receive the end of the brace, and grooved in the opposite side to fit upon the rib or inside edge of the post, which latter will be notched or provided with a transverse rib to receive the upper end of the socket and hold the same firmly in position.

In order that the fence may be readily provided with gates at the required points without the use of special posts, I provide hinges F, and a keeper or latch-plate, G, having arms bent to clasp around the edges of the post, in the manner shown. The hinges and the keeper are simply slipped upon the outer sides of the posts from the upper end, and driven down firmly to their proper places.

When desired, the posts may be provided with shoulders or flanges to receive and sustain the hinges and the keeper; but under ordinary circumstances they will be found unnecessary.

The posts constructed as shown and described are extremely light, cheap, and strong, and are adapted, without change, for use in any and all positions and locations. Being provided with the eyes and the rounded outer side, they admit of the wires being quickly applied and removed, and hold them firmly when applied.

The sockets hold the braces very securely, and, being imperishable, insure the permanent stability and straightness of the fence. The hinges and keeper admit of a gate being hung at any time, and with little trouble, to any post in the fence.

I am aware that cast-metal posts have been made in various forms, and consequently I do not make a broad claim thereto.

My invention is limited to the post of the peculiar form shown, cast complete in one piece, with the rounded face and the split eyes thereon to receive the wire.

By my peculiar construction I am enabled to produce a post which possesses the advantages of cheapness, of permitting a ready attachment of the wire, of holding the wire loosely but securely, and of being adapted for use in the corners and angles without danger of cutting or breaking the wire as it is drawn back and forth by expansion and contraction.

Having thus described my invention, what I claim is—

1. As a new article of manufacture, the herein-described post, cast complete in one piece, with the outer rounded face, and the split eyes on the middle of said face, as shown.

2. In combination with the posts A, the sockets D E and brace C, constructed as shown.

3. In combination with the posts A, con-

structed in the manner shown, the hinges F and keeper G, constructed as shown, and adapted to clasp the edges of the posts, as shown and described.

SAMUEL MILLER.

Witnesses:

E. M. WYATT,

FREDERICK MILLER.