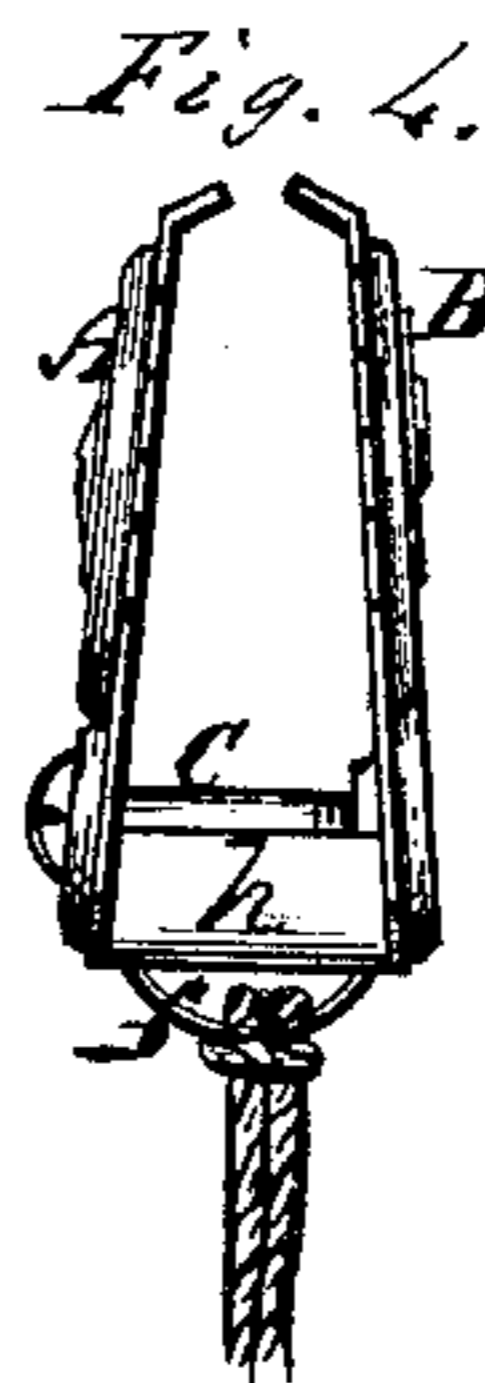
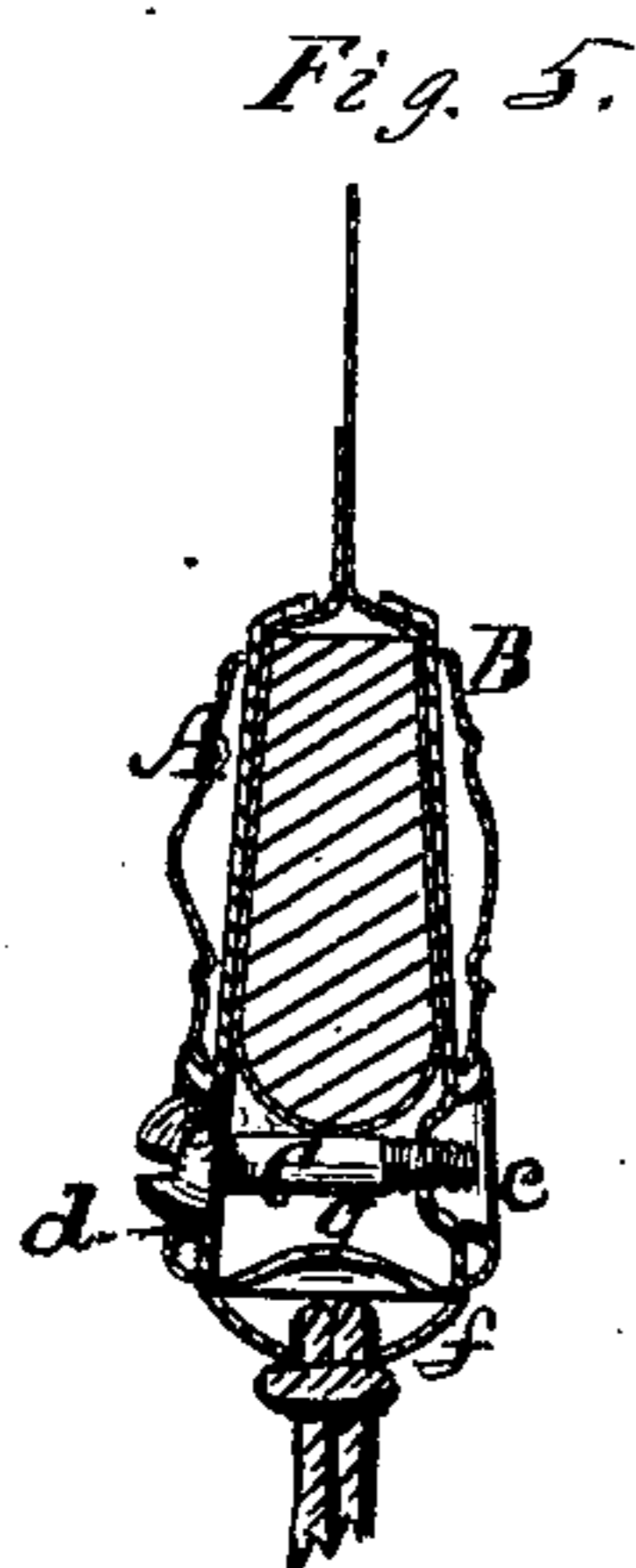
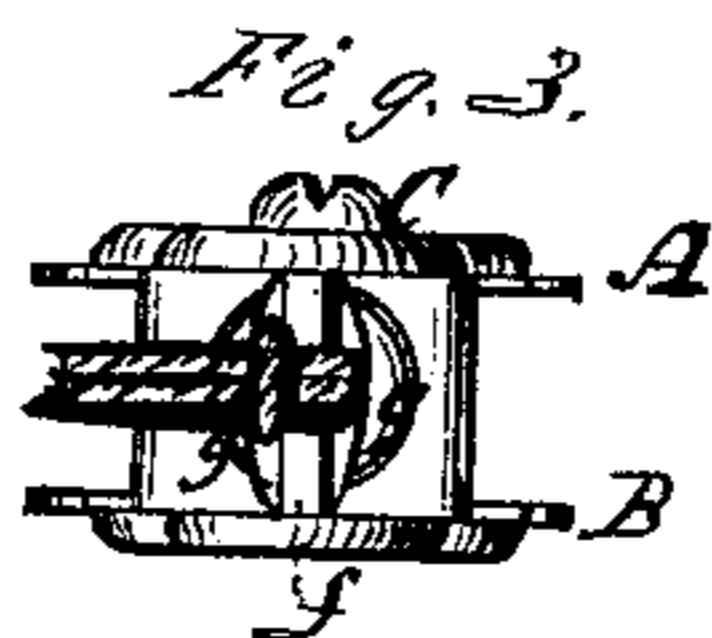
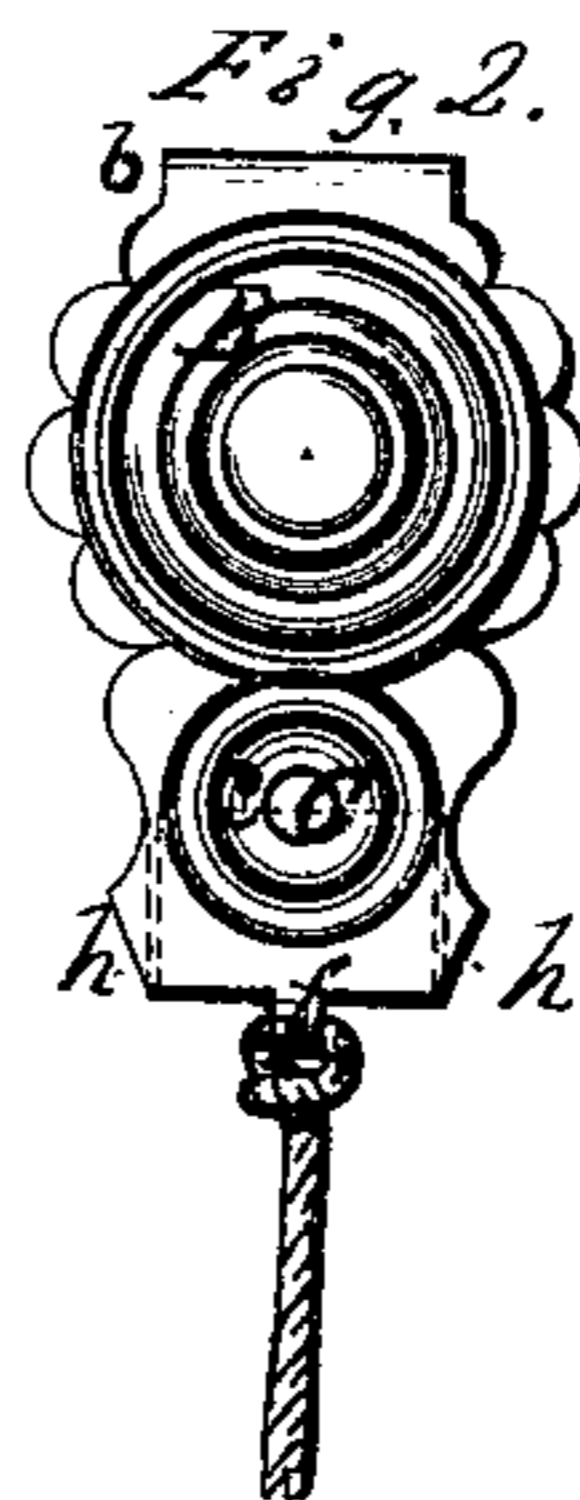
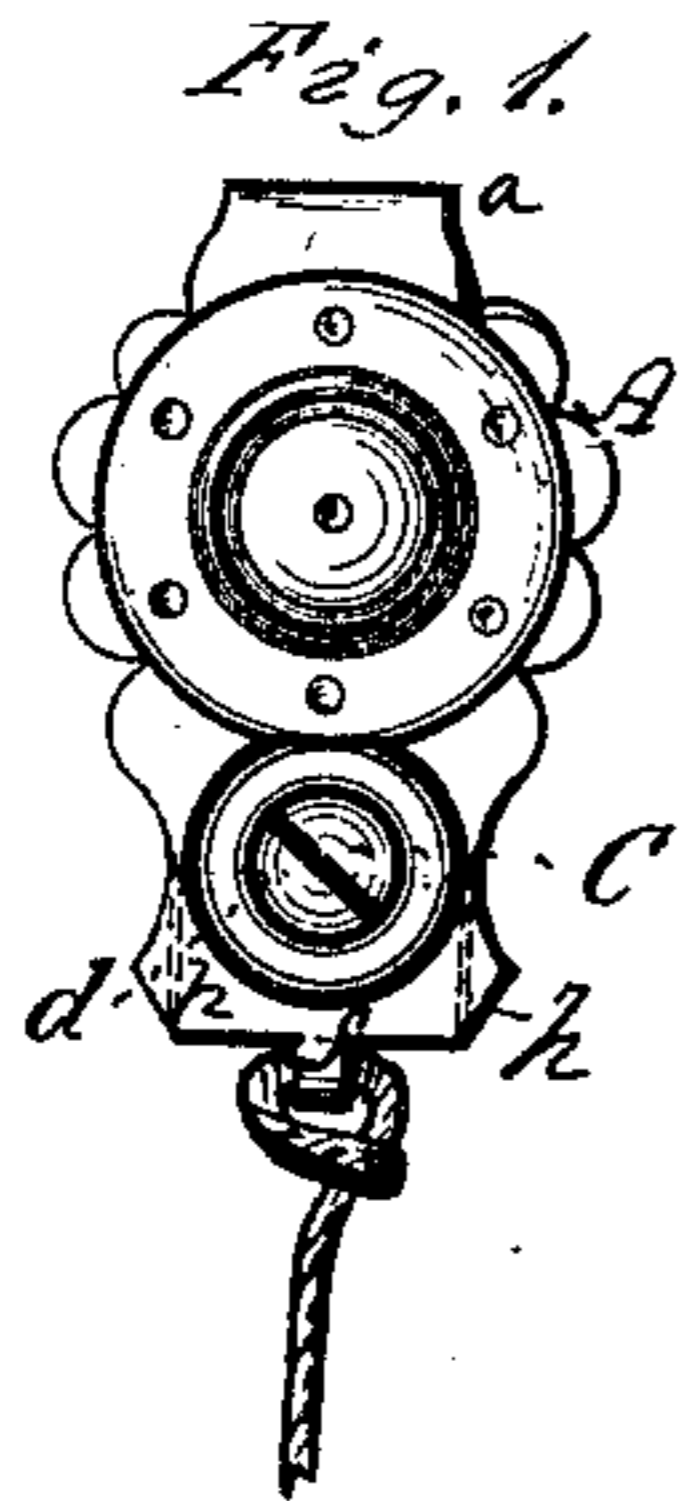


A. H. KNAPP.  
CURTAIN-TASSEL CLAMPS.

No. 195,763.

Patented Oct. 2, 1877



WITNESSES

*C. M. Gallaher,*  
*C. P. Smith*

INVENTOR

*A. Hayden Knapp,*  
*By J. S. Brown,*  
*his* ATTORNEY.

# UNITED STATES PATENT OFFICE.

A. HAYDN KNAPP, OF NEWTON, ASSIGNOR OF TWO-THIRDS HIS RIGHT TO GEORGE N. MARCH, OF WATERTOWN, AND CHARLES H. CUSHMAN, OF CAMBRIDGE, MASSACHUSETTS.

## IMPROVEMENT IN CURTAIN-TASSEL CLAMPS.

Specification forming part of Letters Patent No. **195,763**, dated October 2, 1877; application filed February 24, 1877.

*To all whom it may concern:*

Be it known that I, A. HAYDN KNAPP, of Newton, in the county of Middlesex and State of Massachusetts, have invented an Improved Tassel-Clip for Curtains and Window-Shades; and I do hereby declare that the following is a full and exact description thereof, reference being had to the accompanying drawings, making part of this specification—

Figure 1 being a front view of the clip; Fig. 2, a back view of the same; Fig. 3, a bottom view thereof; Fig. 4, an edge view of the same; Fig. 5, a transverse vertical section of the same as applied to a window-shade.

Like letters designate corresponding parts in all of the figures.

The purpose of this invention is to provide a clip or clamp for securing tassels to window-shades, which shall be simple, cheap, durable, compact, of good appearance, and which can be attached to the shade without piercing it or marring its surface, and be retained in its proper position without moving it on the slat.

The nature of my invention consists in a tassel-clip having jaws for clamping against the shade-slat, and having a clamping-screw, C, for drawing the jaws tightly against the slat, the head and rear end thereof being shielded in depressions in the metal of the jaws; the clip also being provided with transverse plates acting as braces to strengthen it, and having a tassel loop or eye formed by cutting and swaging from the body of the clip.

The clip or clamp is made of sheet metal, and is or may be formed from a single piece, and after being cut from the sheet and stamped, or otherwise provided with the desired ornamental design, it is bent into a shape substantially as shown, so as to clasp the bottom hem of the shade and the slat within it by its two arms A and B, the upper ends of which are or may be provided with inwardly-turned lips *a* and *b*, to hold over the upper edge of the slat. It is made deep enough to allow a clamping-screw, C, to be inserted across from one arm to the other, just below the lower edge of the slat, the said screw passing through a hole in one arm and screwing into a screw-threaded

hole in the arm opposite, which therefore serves as a nut to enable the screw to be turned and to clamp the arms of the clip more or less tightly upon the shade and slat, and to remove or shift the position of the clip at will; but when the screw is tightened, it is intended that the clip shall thereby be held in one fixed position, so as not to injure the shade by sliding thereon, and so that it will hold firmly thereto, even when constantly handled in running the shade up and down.

A countersink or depression, *c*, is made in or upon the side or arm B, around the screw-hole, which receives the rear end of the screw C, so that, if the latter projects at all beyond the plate of metal, the raised edge around the depression will protect the window-sill and any other part with which the clip may come in contact from being scarred or injured thereby.

The head of the screw may also be sunk in a depression, *d*, the surrounding raised edge of which similarly protects objects from contact with the screw, and adds to the ornamental configuration of the clip.

Between the two plates A and B, below the slat of the curtain, the sheet metal is turned up, as at *h h*, both to conceal the screw C, and to give strength to the clip, thereby preventing the collapse of the sides as the screw is tightened.

At the bottom of the clip, directly under the shade-slat, an eye or loop, *f*, is formed from the metal of the clip, by cutting two slits through the same, and depressing the intermediate metal below the general surface, and the adjacent surfaces *g g* may also be raised somewhat, in order to increase the eye or opening of the loop.

This forms a neat and very convenient means of securing the tassel-cord to the clip by looping through the eye and around the loop, as shown in Fig. 4.

This loop may be formed with the same dies that form and shape the clip, and at the same time.

What I claim as my invention, and desire to secure by Letters Patent, is—

1. In a tassel-clip, having jaws A B for

clamping against the shade-slat, a clamping-screw, *C*, for drawing the jaws tightly against the slat, having its head and rear end shielded in countersinks or depressions *c d* in the metal, substantially as and for the purpose herein specified.

2. The transverse plates or braces *h h*, constructed substantially as and for the purpose herein specified.

3. A tassel loop or eye, *f*, formed by cutting and swaging from the body of the clip, substantially as and for the purpose herein specified.

A. H. KNAPP.

Witnesses:

H. W. KITTREDGE,  
T. KELLEY.