

G. H. ELLIS.
PORTABLE HOT-AIR OR VAPOR-BATHS.

No. 195,753.

Patented Oct. 2, 1877.

Fig. 2.

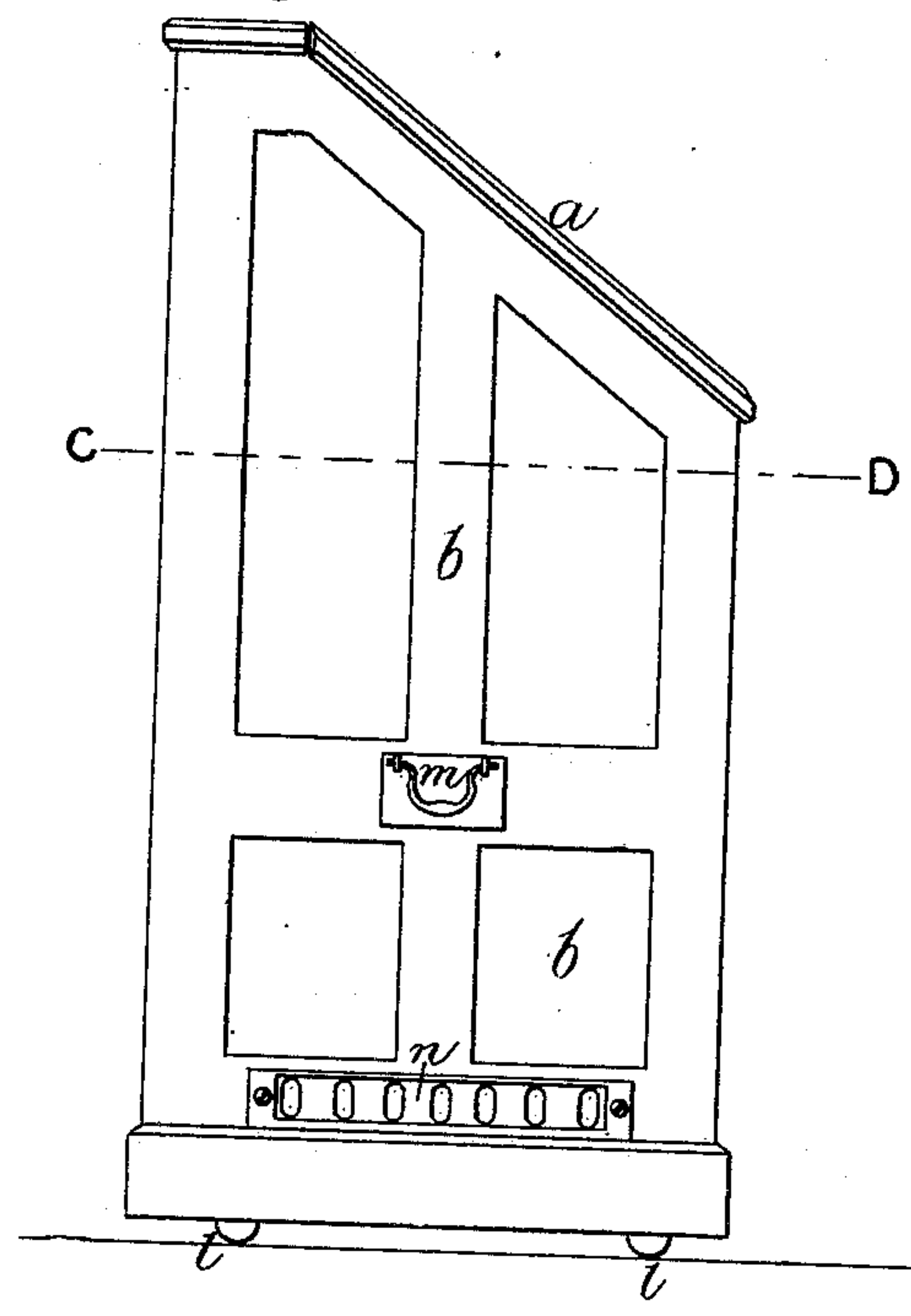


Fig. 1.

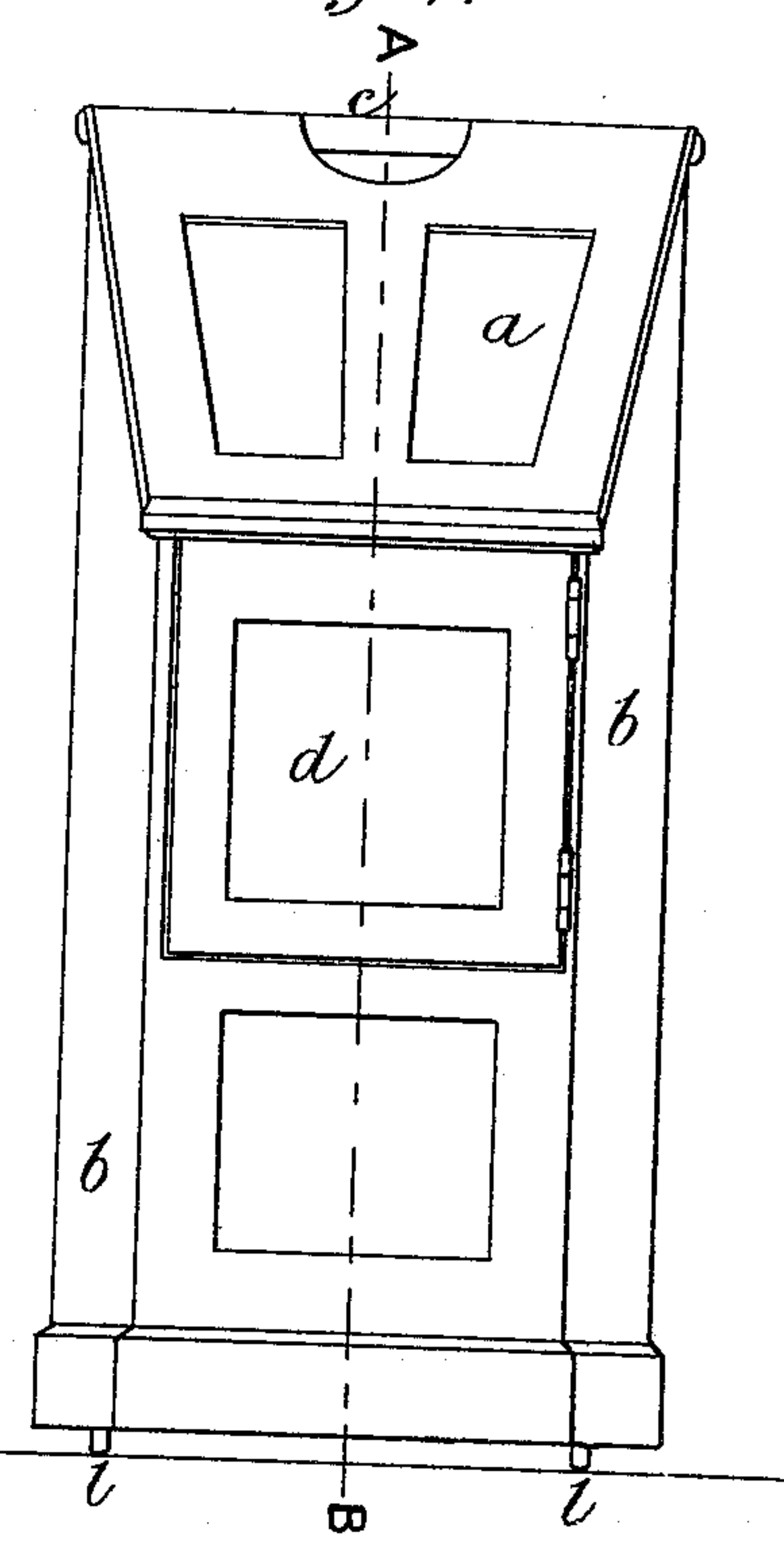


Fig. 4.

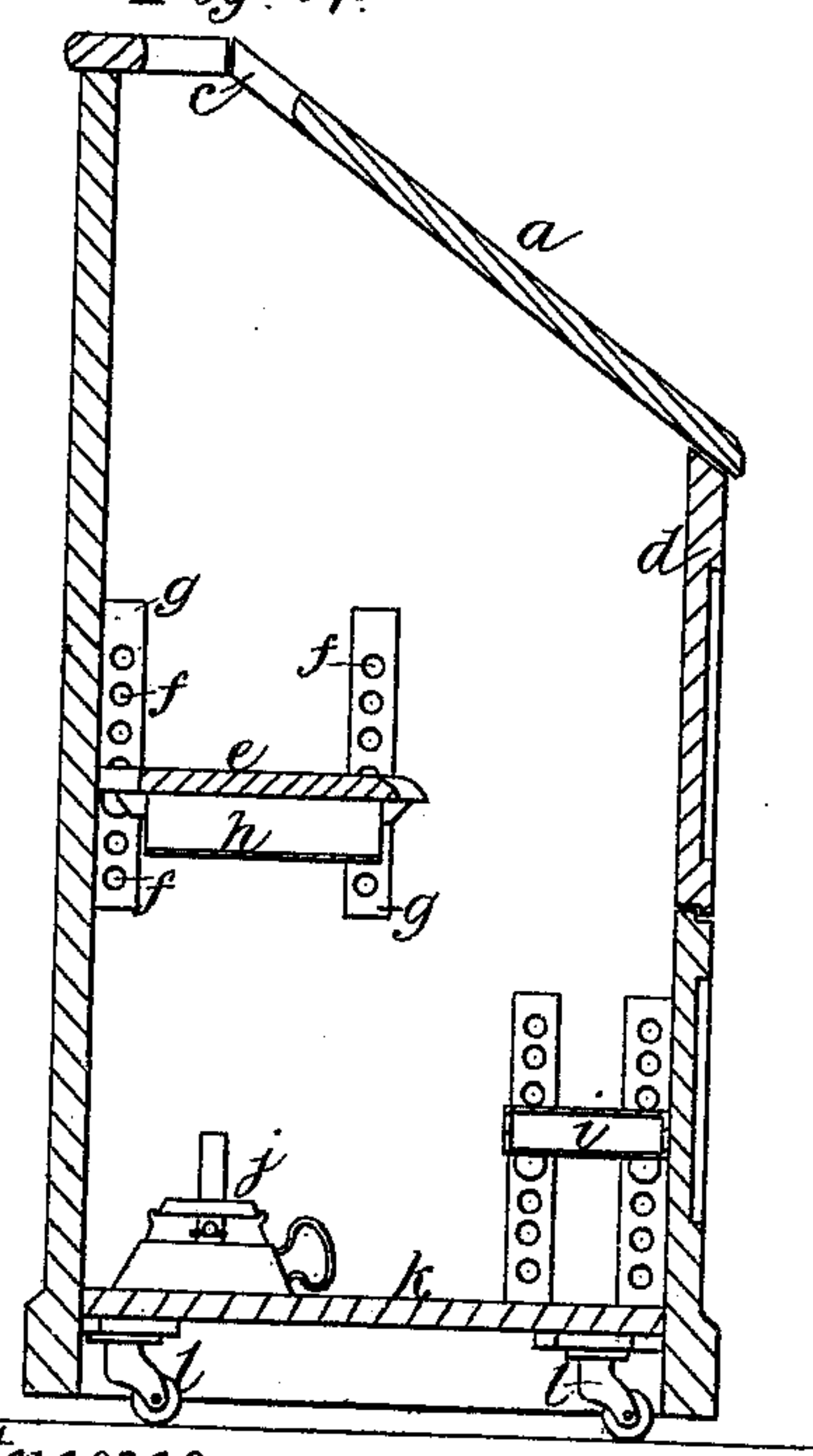
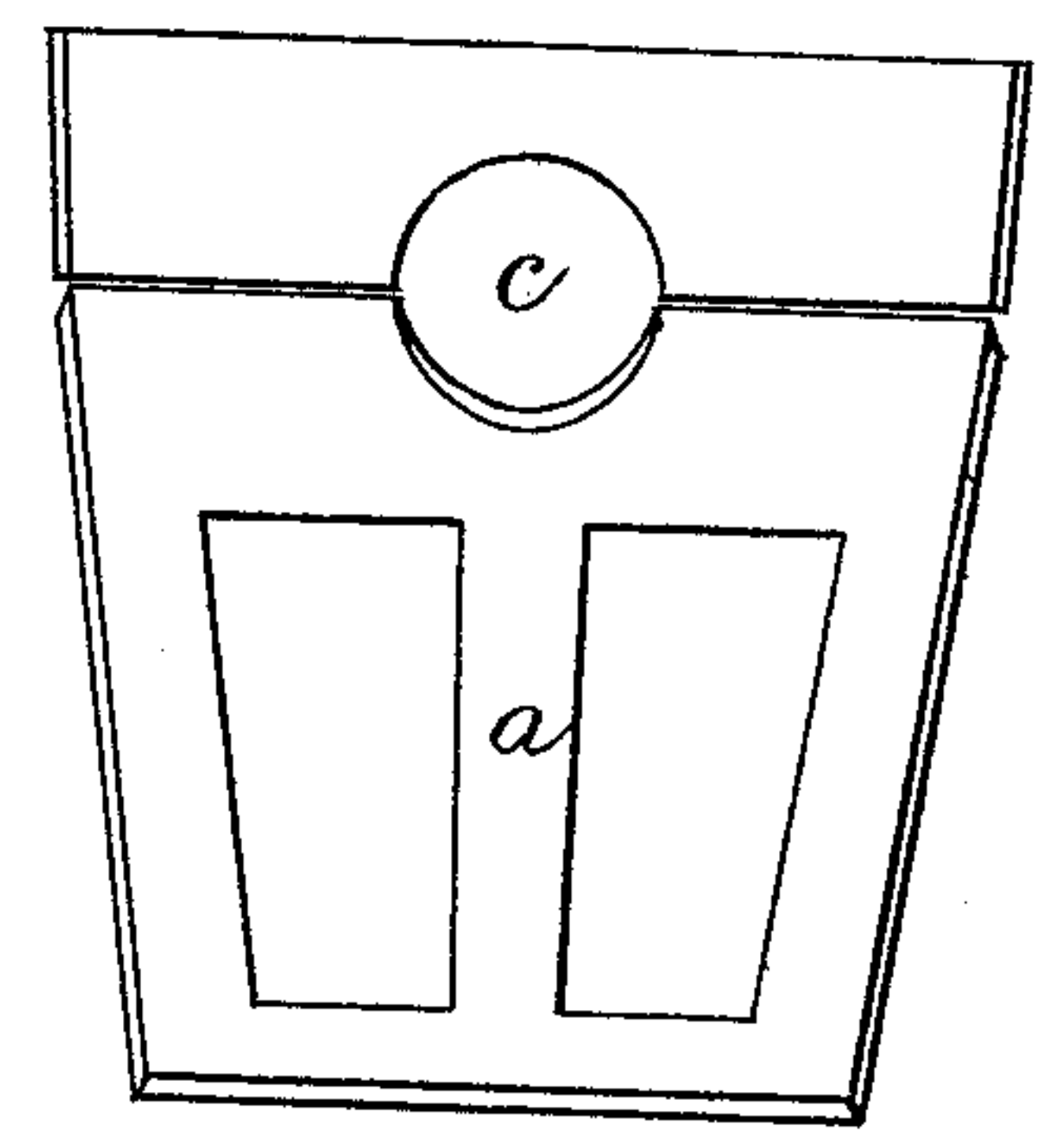


Fig. 3.



Witnesses
J. A. Redfern
A. H. Kent

Inventor
George Henry Ellis.

G. H. ELLIS.
PORTABLE HOT-AIR OR VAPOR-BATHS.

No. 195,753.

Patented Oct. 2, 1877.

Fig. 6.

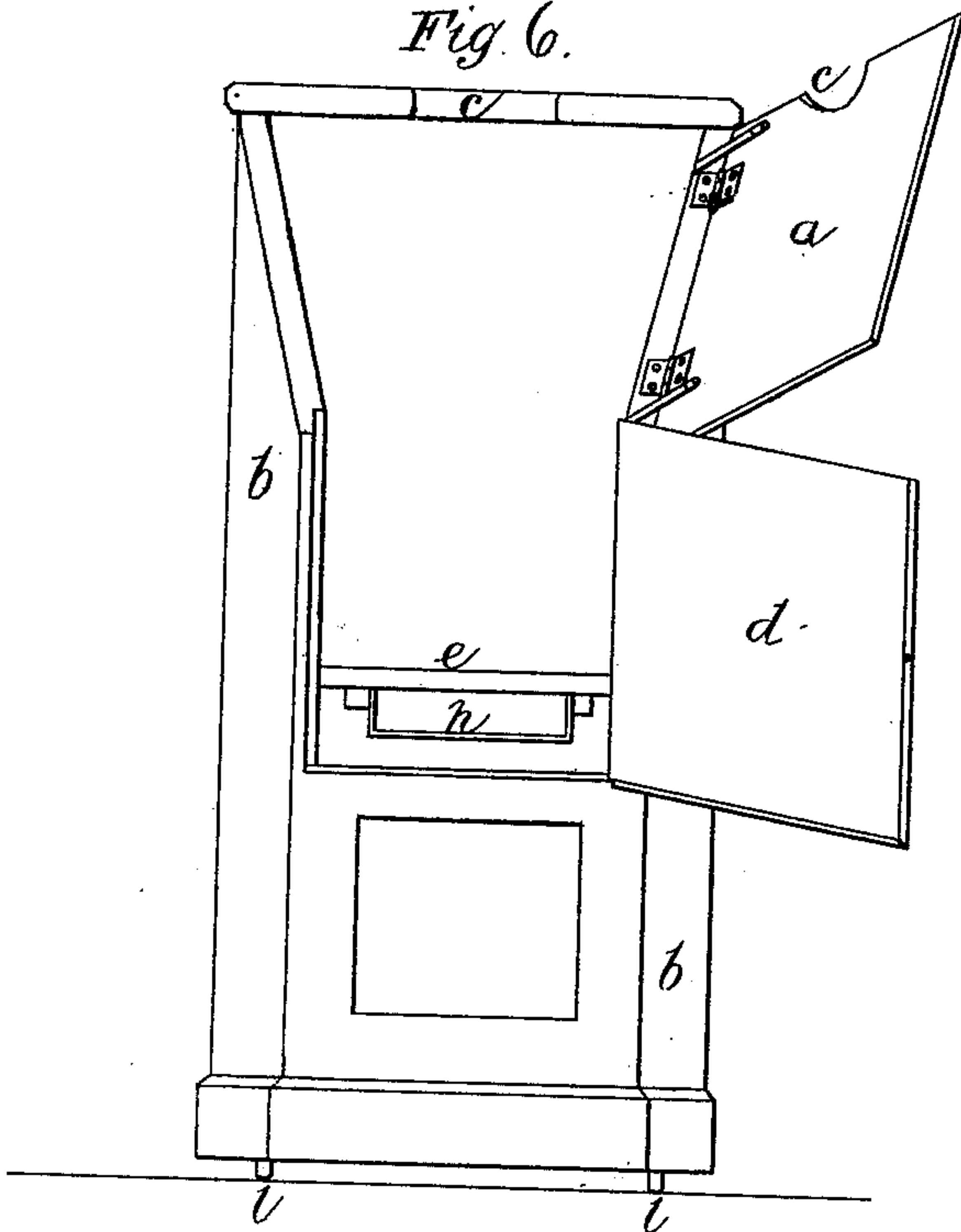


Fig. 7.




Fig. 5.

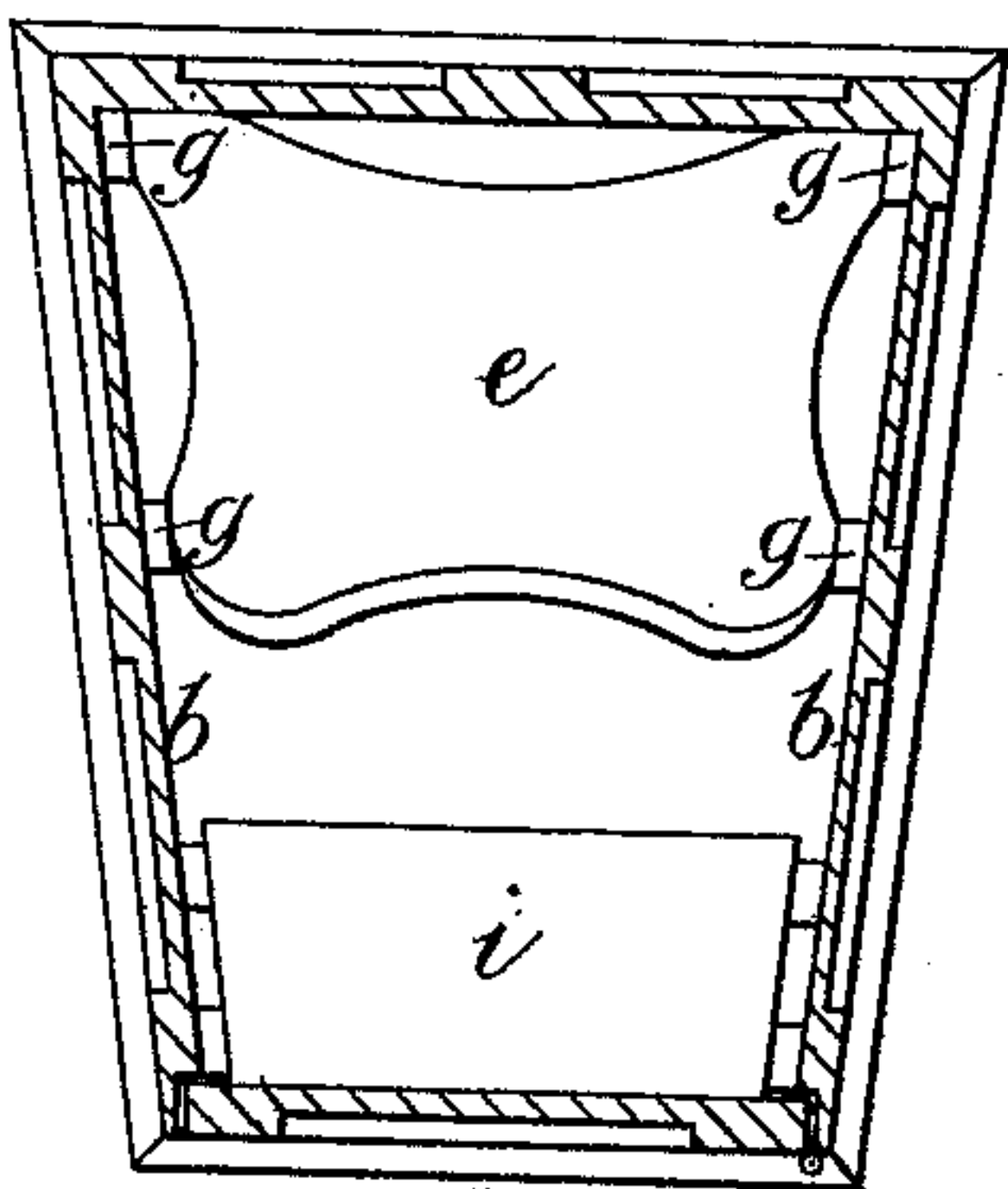
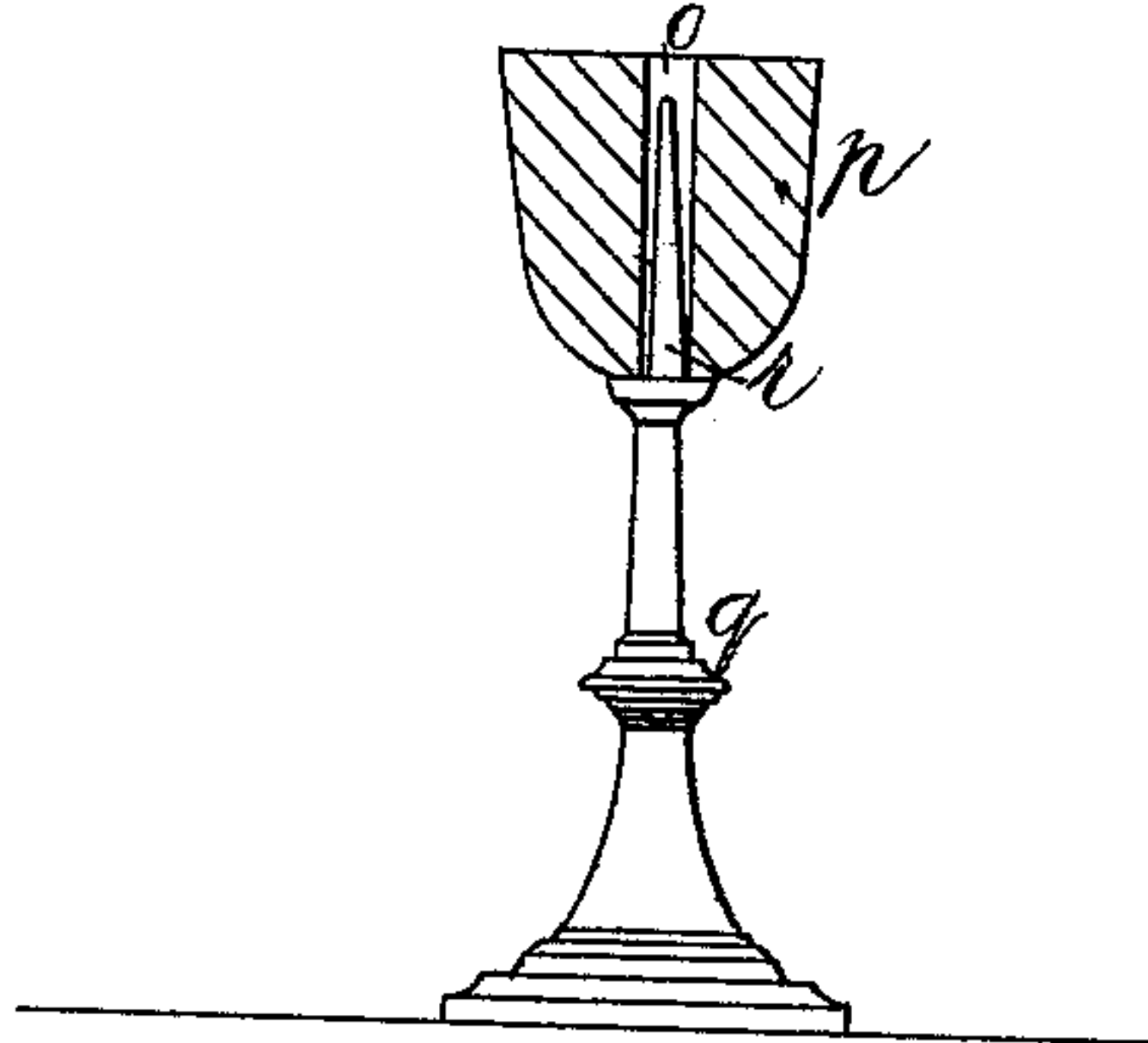


Fig. 8.



Witnesses.

J. A. Keafer
A. H. Hill

Inventor.

George Henry Ellis

UNITED STATES PATENT OFFICE.

GEORGE HENRY ELLIS, OF LONDON, ENGLAND.

IMPROVEMENT IN PORTABLE HOT-AIR OR VAPOR BATHS.

Specification forming part of Letters Patent No. **195,753**, dated October 2, 1877; application filed July 18, 1877. Patented in England, March 3, 1877, for fourteen years.

To all whom it may concern:

Be it known that I, GEORGE HENRY ELLIS, of London, England, engineer, have invented a certain Improved Portable Hot-Air or Vapor Bath or Cabinet, (patented in England the 3d of March, 1877,) of which the following is a specification:

The object of this invention is the construction of a portable hot-air or vapor bath or cabinet whereby any person may have the benefit of a Turkish or vapor bath at his or her own home, at little expense, and without the assistance of an attendant.

But to make my invention better understood I will proceed to describe the same by reference to the accompanying drawings, in which—

Figure 1 is a front elevation, Fig. 2 a side elevation, and Fig. 3 a plan, of my improved portable hot-air or vapor bath or cabinet. Fig. 4 is a vertical section of same on line A B of Fig. 1; Fig. 5, horizontal section on line C D of Fig. 2; Fig. 6, front elevation, showing the improved bath or cabinet open; Figs. 7 and 8, views of the apparatus which I sometimes employ for heating my improved bath or cabinet.

Similar letters in all the figures represent similar parts.

The improved bath or cabinet is constructed of a vertical case or cabinet, (of wood or other suitable material,) the top *a* and sides *b b* of which incline toward the front, or may be at right angles with the front and back. The inclined top *a* is hinged to one of the sides *b*, as shown, and is formed with an opening, *c*, to fit round the neck of the person using the bath, so as to allow his or her head to remain outside. The upper part *d* of the front of the bath is also hinged to the side, so as to allow the person to get into and out of the bath with facility. The upper edge of this front door *d* is made with a bevel, to accord with the inclined under surface of the top *a*, and when the door *d* is thrown open this bevel edge serves to lift or to hold up and sustain the top *a*, and thus, in a great degree, to relieve the patient or bather from the burden of holding up such top, and permitting him, if desired, to get in and out of the box while the top is held up by the door.

e is a seat fitted inside the bath or cabinet, and resting on pins or pegs fitting in the holes *f* in the pieces *g*, fixed to the sides of the bath or cabinet. This arrangement allows of the seat *e* being elevated or lowered so as to suit the different heights of the persons who may use the bath or cabinet. The seat has an under lining or false bottom, *h*, preferably of metal, and the seat is cut away at the ends, front, and back, as shown in Fig. 5, to allow of the passage of the heat, as hereinafter described.

I would here observe that, when the apparatus is used as a vapor-bath, I provide and attach to the false bottom *h* of the seat *e*, and suspended therefrom, a pan to contain water, in which vapor is generated by the lamp or heating apparatus placed below.

i is a hollow metal hot-water foot-warmer, suitably padded and made adjustable, as shown, in a similar manner to the seat *e*. *j* is an oil or spirit lamp, of any suitable construction, for heating the bath; or I may employ the apparatus shown in Figs. 7 and 8, and hereinafter described. *l l* are casters, to allow of the bath or cabinet being easily moved; *m*, handles at the sides of the bath or cabinet; *n*, ventilator fitted in the side of the bath or cabinet for supplying the lamp with oxygen.

To make use of the bath or cabinet, the lamp *j* is lighted and placed on the floor *k* of the bath or cabinet, and directly under the seat *e*, as shown. The person then gets into the bath or cabinet and closes the door *d* and inclined top *a*, when the heat from the lamp will rise up at the front, back, and sides of the seat *e*, so as to produce the desired effect.

I would here observe that my improved bath or cabinet may also be heated by gas conveyed through flexible or other tubes; or it may be heated by plain or medicated vapor, either generated within the bath, as hereinbefore described, or brought from any external apparatus by means of a tube, or introduced in any other suitable manner.

Instead of the hollow foot-warmer *i*, a simple foot-rest may be employed.

The heating apparatus (shown in Figs. 7 and 8) consists of a conical (or it may be of other suitable shape) block of fire-brick, *p*, formed with a hole, *o*, through its center, and

of an iron stand or pedestal, *q*, having a vertical pin, *r*, which passes through the hole *o* in the said fire-brick heater.

It will be easily understood that, to make use of this heating apparatus, it is merely necessary to place one or more of the fire-brick heaters *p* in an oven or fire until they become sufficiently hot, when they are put upon the iron stands *q* and placed within the bath or cabinet.

It will be observed that Figs. 7 and 8 are drawn to a larger scale than the other figures of the drawings.

Having thus described the nature of my said invention, and the best means I am acquainted with for carrying the same into effect, what I claim is—

1. The improved portable hot-air or vapor bath or cabinet, adapted to permit all the person except the head to be inclosed therein, and having, also, a seat adjustable, as described, and a hollow foot rest or warmer, ver-

tically adjustable upon pins or pegs, as and for the purpose set forth.

2. The combination, with a portable hot-air or vapor bath, of an adjustable seat, cut away at its sides, as described, and provided with a false bottom, adapted to hold a pan of hot liquid, substantially as set forth.

3. The combination, with a portable hot-air or vapor bath, of a hollow foot-rest adapted for holding a confined body of hot liquid, and a set of adjustable pins or pegs for supporting said foot-rest at any desired elevation, substantially as shown and described.

4. A portable hot-air or vapor bath constructed with an inclined top, *a*, and a front door, *d*, having its top edge beveled, as shown, and serving to uphold the opened top or lid, substantially as and for the purpose described.

GEORGE HENRY ELLIS.

Witnesses:

G. F. REDFERN,
A. ALBUTT.