

W. H. ZINN.
WATCH-WINDING DEVICES.

No. 195,687.

Patented Sept. 25, 1877

FIG. 1.

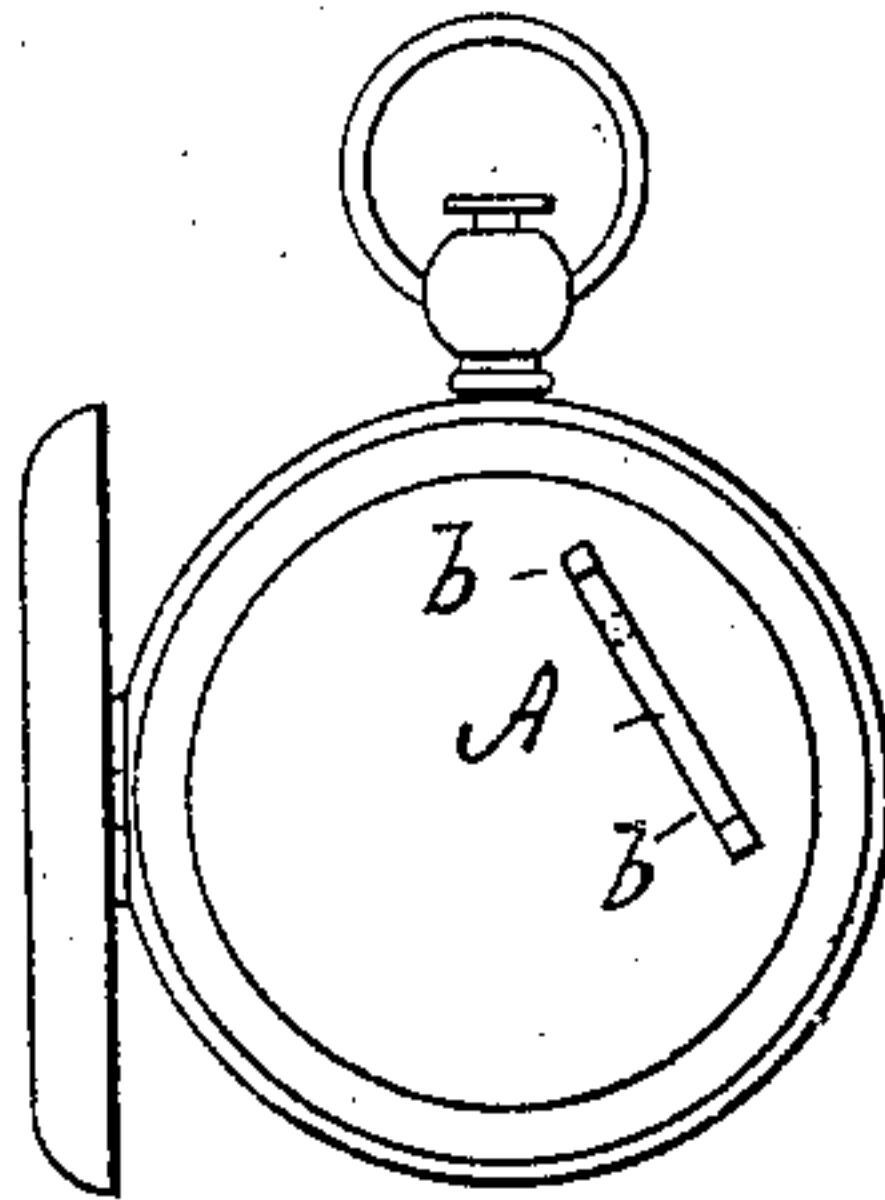


FIG. 2.

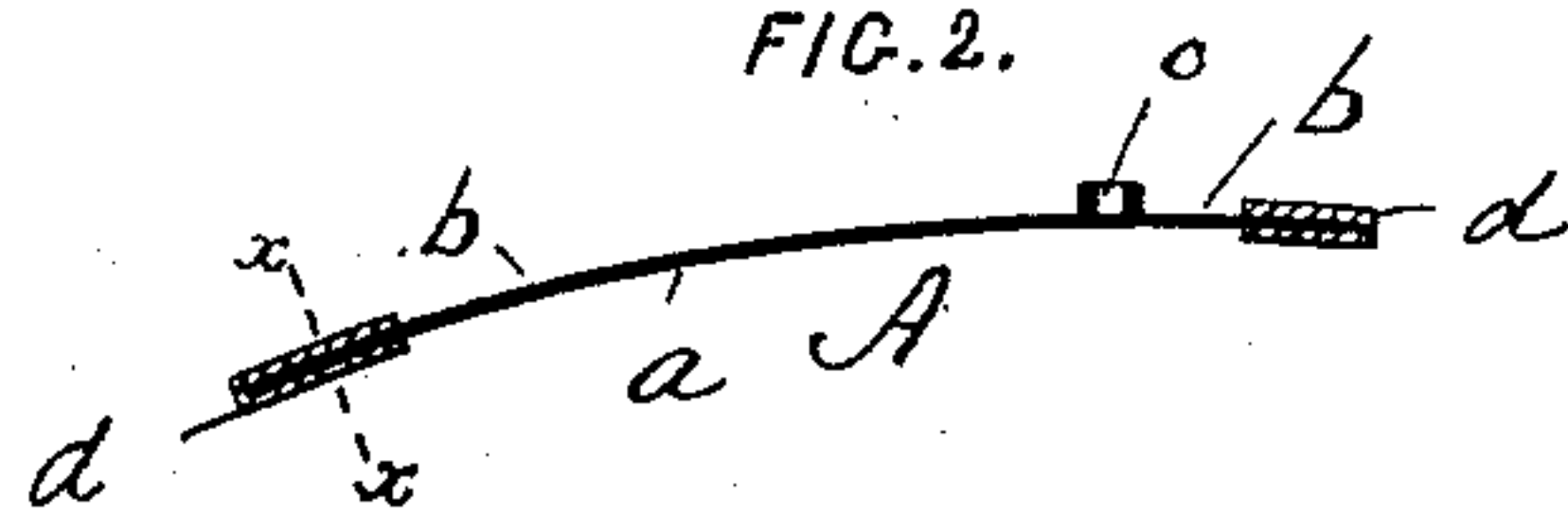


FIG. 3.

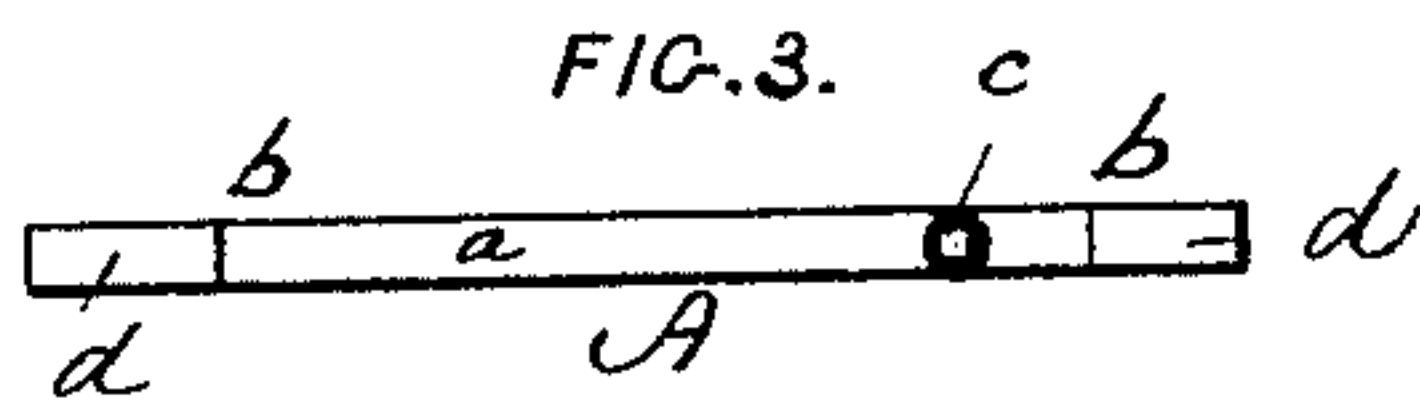



FIG. 4.



WITNESSES.

Geo. H. Carl.
Harry A. Tolson.

INVENTOR.

W. H. Zinn.
Per Brown Bros
Attorneys.

UNITED STATES PATENT OFFICE.

WILLIAM H. ZINN, OF BOSTON, MASSACHUSETTS.

IMPROVEMENT IN WATCH-WINDING DEVICES.

Specification forming part of Letters Patent No. **195,687**, dated September 25, 1877 ; application filed July 31, 1877.

To all whom it may concern:

Be it known that I, WILLIAM H. ZINN, of Boston, in the county of Suffolk and State of Massachusetts, have invented an Improvement in Watch-Winding Devices, of which the following is a specification:

The object of this invention is to provide a means for winding a watch which will dispense with the necessity of an extra key.

This invention consists in the combination, with the head of the winding arbor or spindle, of a side-projecting spring arm or arms, which make a handle to the winding arbor or spindle for turning it to wind the mainspring of the watch, arranged in such manner as to be practically permanent and not interfere with the opening and closing of the back of the watch-case, all as substantially hereinafter fully described.

In the accompanying drawings my invention is illustrated, Figure 1 being a view of my winding device in position on a watch (the back case being open) to wind the watch; Fig. 2, a longitudinal section of the winding device; Fig. 3, a plan view of same; and Fig. 4, a view in cross-section on line *x x*, Fig. 2.

In the drawings, A represents my improved attachment or winding device, consisting of a spring-band, *a*, making arms *b* about a socket, *s*, of a suitable square shape to closely fit the square head of the winding-arbor to a watch-movement, and thereby become attached thereto, said arms making a handle by which to turn it for winding up the mainspring.

As the spring-arms are quite thin, and can yield, they offer no hinderance to the closing

of the back part of the case, and when such part of the case is opened they automatically spring or lift up from the back cap-plate, and thus are in position for being taken hold of by the fingers of the person to wind up the watch-movement.

The spring arm or handle may, if desired, be attached in other manner than that described to the winding-arbor—as, for instance, by soldering, riveting, &c.

d is a silk covering to the ends of the spring-arms. This covering is secured by cement or in any suitable manner, and prevents the scratching of the case of the watch, as well as injury to the fingers, in the use of the winding device.

In lieu of silk, any suitable material of a similar nature can be used.

The winding device is adapted by its socket to fit so closely to the winding-arbor of the watch as to prevent its easy detachment, although, if desired, it can be removed by the fingers and used to move and set the watch-hands, as is obvious.

Having now described my invention, what I claim, and desire to secure by Letters Patent, is—

The combination, with the winding arbor or spindle of a watch-movement, of a spring handle or arm or arms, *b*, substantially as and for the purpose described.

WM. H. ZINN.

Witnesses:

EDWIN W. BROWN,
GEO. H. EARL.