

W. H. MURPHY.
BARREL-HEADS.

No. 195,634.

Patented Sept. 25, 1877

Fig 1.

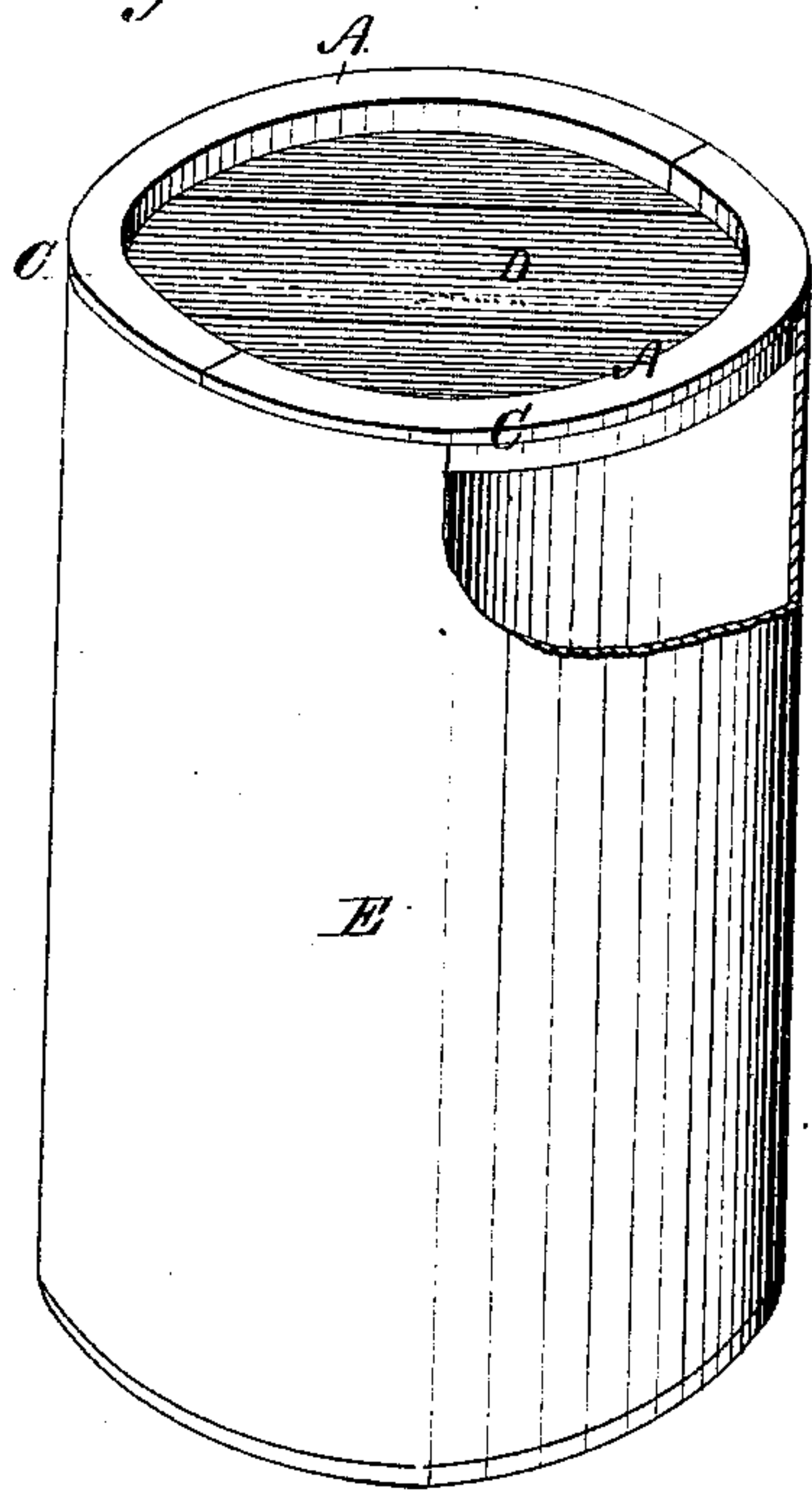


Fig 2.

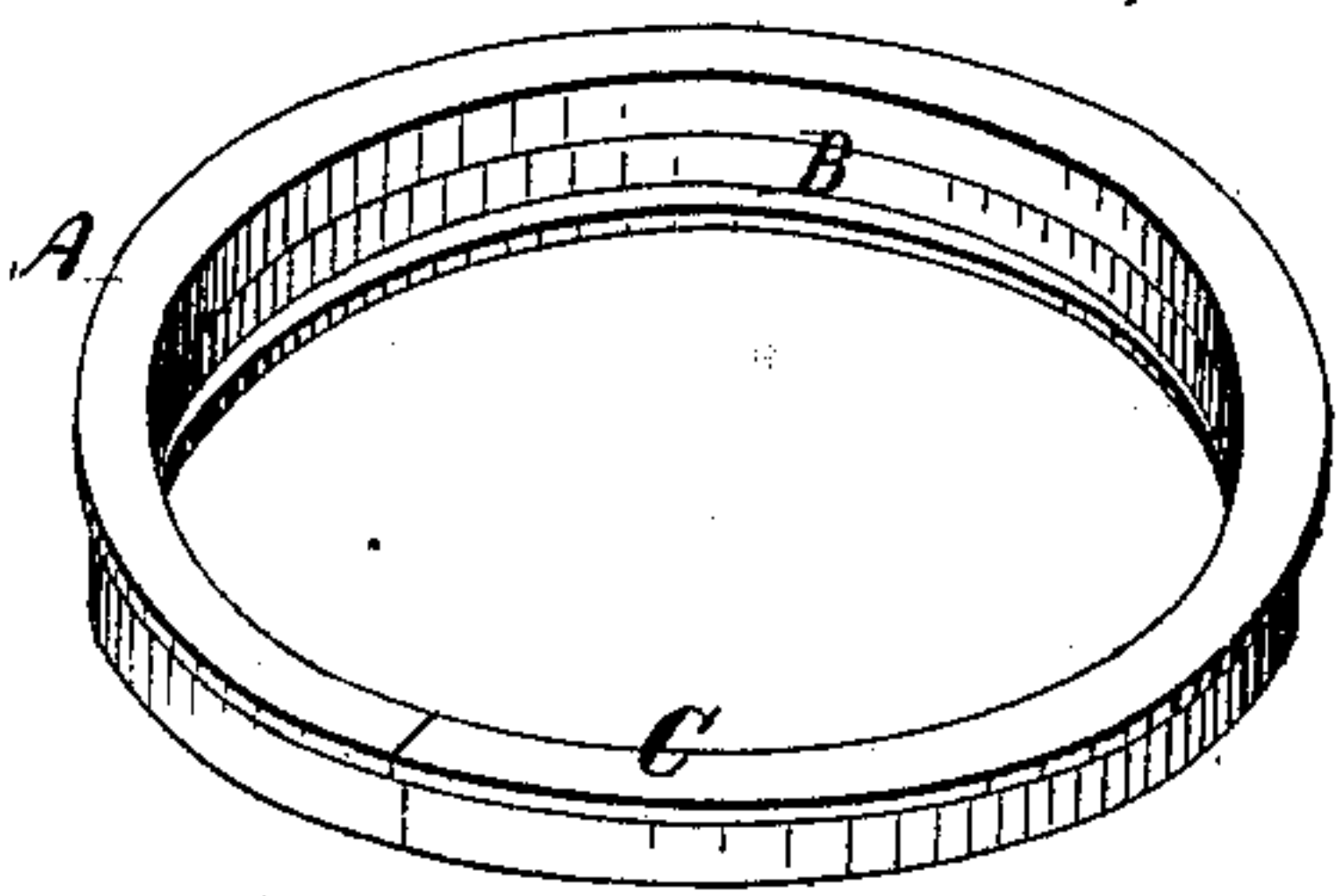


Fig 3.


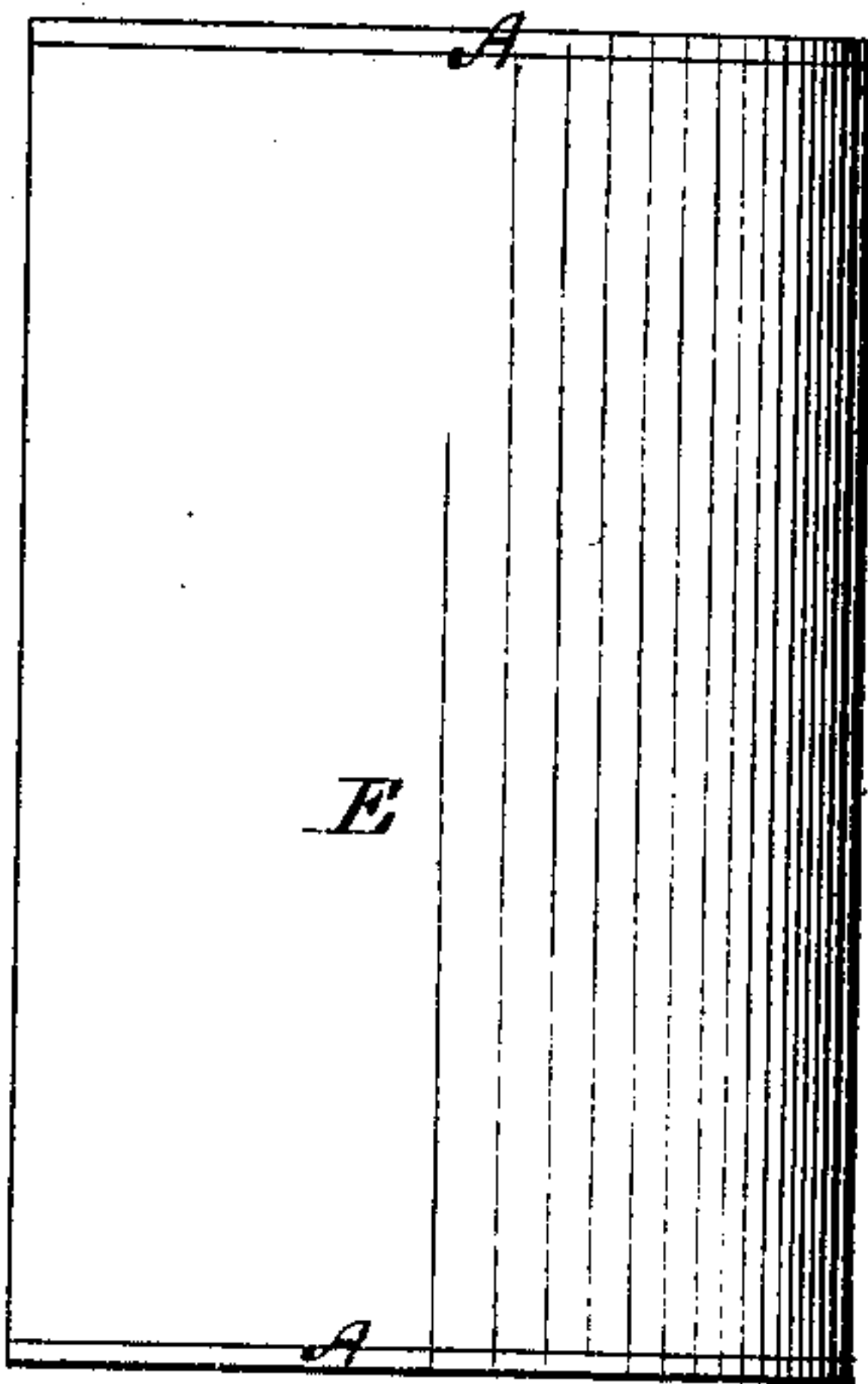


Fig 4.



Witnesses;
Harry C. Clark.
Frank McKenny.

Inventor
Wm H. Murphy
by Will Hallworth
His Atty.

UNITED STATES PATENT OFFICE.

WILLIAM H. MURPHY, OF SYRACUSE, NEW YORK, ASSIGNOR TO JUDSON
L. THOMSON, OF SAME PLACE.

IMPROVEMENT IN BARREL-HEADS.

Specification forming part of Letters Patent No. **195,634**, dated September 25, 1877; application filed
July 13, 1875.

To all whom it may concern:

Be it known that I, WILLIAM H. MURPHY, of Syracuse, in the county of Onondaga and State of New York, have invented an Improvement in Barrel-Heads; and I do hereby declare the following to be a full and exact description of the same, reference being had to the accompanying drawings, forming part of this specification, in which—

Figure 1 is a perspective view of the head applied to a barrel, the latter being partly broken away to show the edge of the hoop. Fig. 2 is a perspective view of the hoop, with the head removed. Fig. 3 is a view of the strip from which the hoop is made. Fig. 4 is an elevation of a barrel with both heads applied thereto.

Similar letters of reference in the accompanying drawings denote the same parts.

My invention has for its object to produce a cheap and strong head for barrels and casks, but more particularly applicable to paper barrels.

To this end it consists in a barrel-head composed of one or more pieces of wood secured together by a crozed hoop bent around the edges thereof, said hoop having an outer flange adapted to fit down upon the edge of the barrel and protect the same from injury, as I will now proceed to describe.

In the accompanying drawings, A is a strip of wood, formed with a longitudinal groove or croze, B, in one side, and an edge flange, C, upon the opposite side. The strip A, thus

prepared, is bent around the edges of a head, D, composed of one or more pieces, so that the edges of such head shall fit within the croze. The ends of the hoop thus formed are nailed or secured to the head by any suitable means.

The hoop may be formed of one or more pieces. In Fig. 1 it is shown in two pieces, but Fig. 3 shows it made in one piece.

The head is inserted in the end of a barrel, E, so that the exterior flange C of the hoop shall fit down upon the edge or chine of the barrel for the purpose of forming a protection for the same. The hoop is fastened to the barrel by driving nails, bridge-tacks, or screws through the barrel and hoop from the outside.

I do not claim the devices shown in patents to D. H. Waters, dated December 14, 1869, and numbered, respectively, 97,840 and 97,841; but

What I do claim as my invention is—

A head for paper barrels consisting of one or more pieces of wood or paper secured together by a crozed hoop bent round the edges thereof, the hoop being formed with a right-angular circumferential rabbet and an exterior supporting-flange to fit down upon the edge of the barrel, substantially as described, for the purpose specified.

WILLIAM H. MURPHY.

Witnesses:

JUDSON L. THOMSON,
POLYDORE S. THOMSON.