

T. L. POPE.
FENCE-POSTS.

No. 195,533.

Patented Sept. 25, 1877.

Fig. 1.

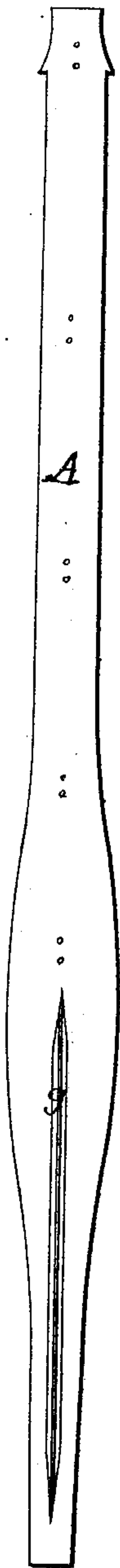


Fig. 2.

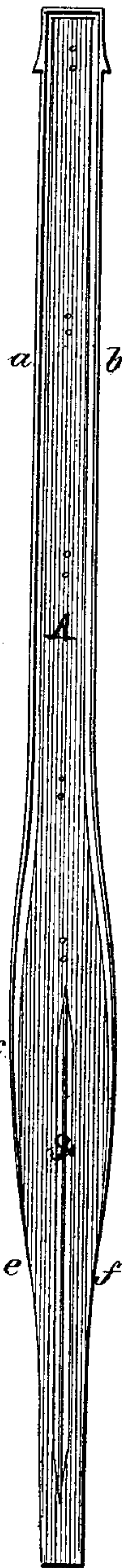


Fig. 3.



Fig. 4.




Fig. 5.



Attest.

W. J. Schuler
C. S. Pope.

Inventor.

Thomas L. Pope.

UNITED STATES PATENT OFFICE.

THOMAS L. POPE, OF WAUBECK, IOWA.

IMPROVEMENT IN FENCE-POSTS.

Specification forming part of Letters Patent No. **195,533**, dated September 25, 1877; application filed April 16, 1877.

To all whom it may concern:

Be it known that I, THOS. L. POPE, of Waubeck, Linn county, Iowa, have invented a new and Improved Iron Post for Wire Fences, of which the following is a specification:

The object of my invention is to furnish a strong, though light, iron post for wire fences, as will be hereinafter more fully set forth.

The following is a full, clear, and exact description of my said newly-invented iron post for wire fences, and the manner of attaching the wires thereto, reference being had to the drawing hereunto annexed, in which—

Figure 1 is a front view of the post. Fig. 2 is a rear view. Fig. 3 is a view showing the hollow space with flanges on its edges. Fig. 4 is a view showing flanges and ribs; and Fig. 5 is a view showing ribs.

The lengths of wire are severally strung along the front face of the post A (see front view, Fig. 1) between the small holes, which are so small as not to impair the strength of the post. The lengths of wire are fastened securely to the same by clasps composed of pieces of wire, the ends of which are twisted together on the rear side of the post, within the hollow space *h*. The rear face of the post (see rear view, Fig. 2) is flanged on the edges, leaving a hollow space, above referred to, between the flanges *a b*, which gives the post

the same firmness and strength as if cast solid, and at the same time the saving of material and weight, and the clasps or pieces of wire which hold the lengths of said wire, by being twisted in the hollow space, are not liable to become loosened. The part of the post driven into the ground, or lower end thereof, is provided with flanges *a b c d*, which terminate at the point *e f*, which gives lateral strength and firmness to the same, as shown in Fig. 2. The post A has also ribs *g g* on both the front and rear faces thereof, beginning at or near the point *c d*. These ribs are for the purpose of preventing a wabbling motion. These ribs extend from the point above mentioned, and have their terminus near the bottom of the post A.

Having thus fully described my invention, what I claim as new, and desire to secure by Letters Patent, is—

A cast-iron fence-post, A, provided with flanges *a b c d*, terminating at *e f*, and having ribs *g g* on the front and rear faces of the post for the purpose of giving lateral strength to the same, substantially as shown and described.

THOMAS L. POPE.

Witnesses:

W. J. CHRISLER,
N. D. POPE.