

N. B. & T. GUNN.  
FENCES.

No. 195,503.

Patented Sept. 25, 1877.

Fig. 1.

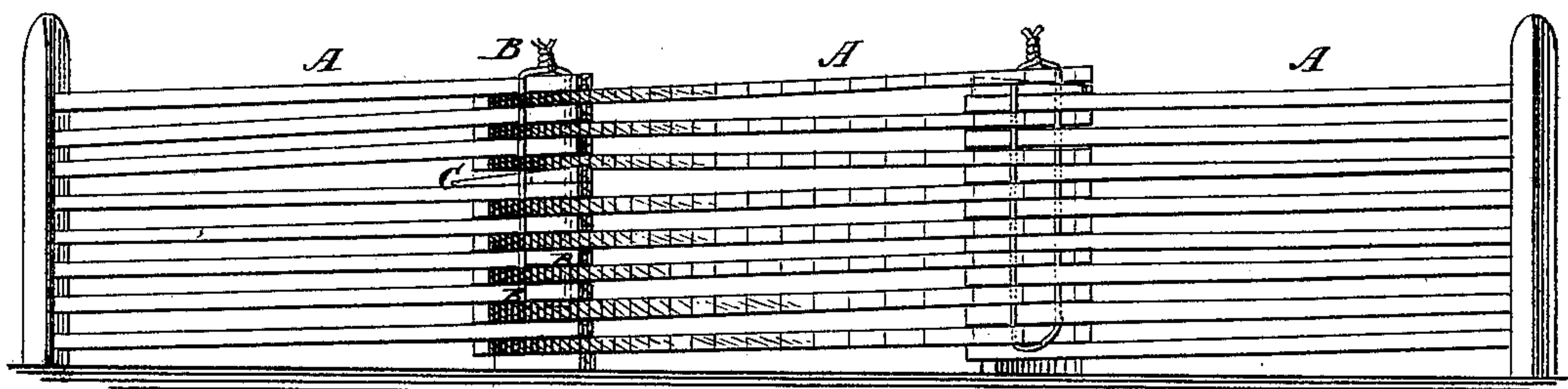


Fig. 2.

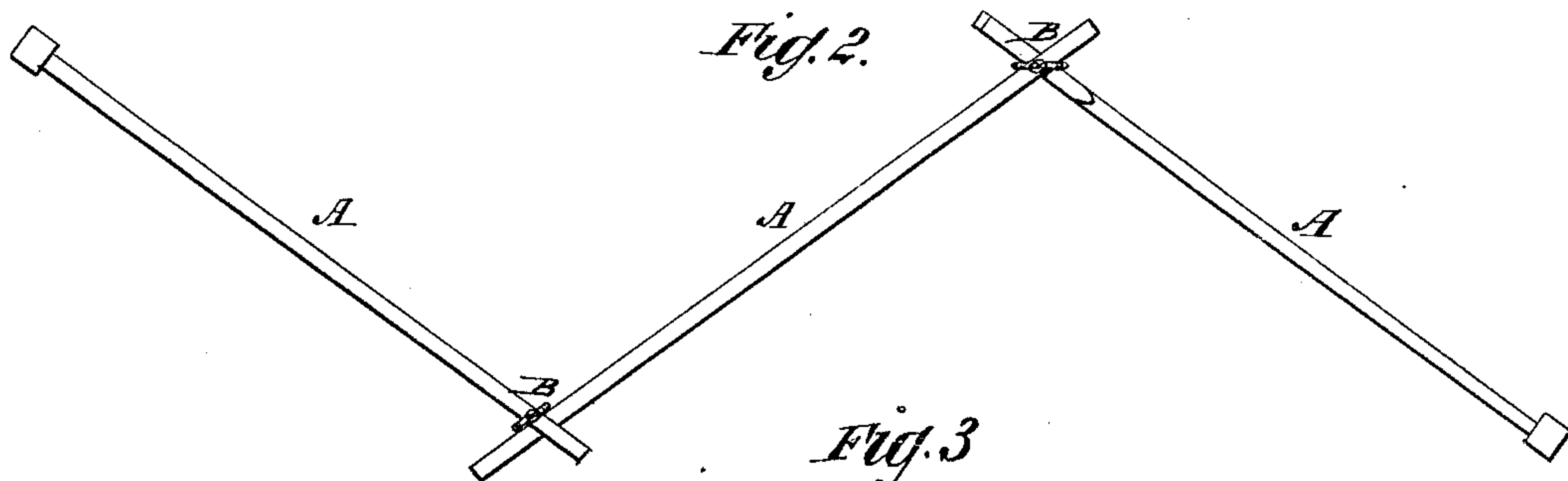
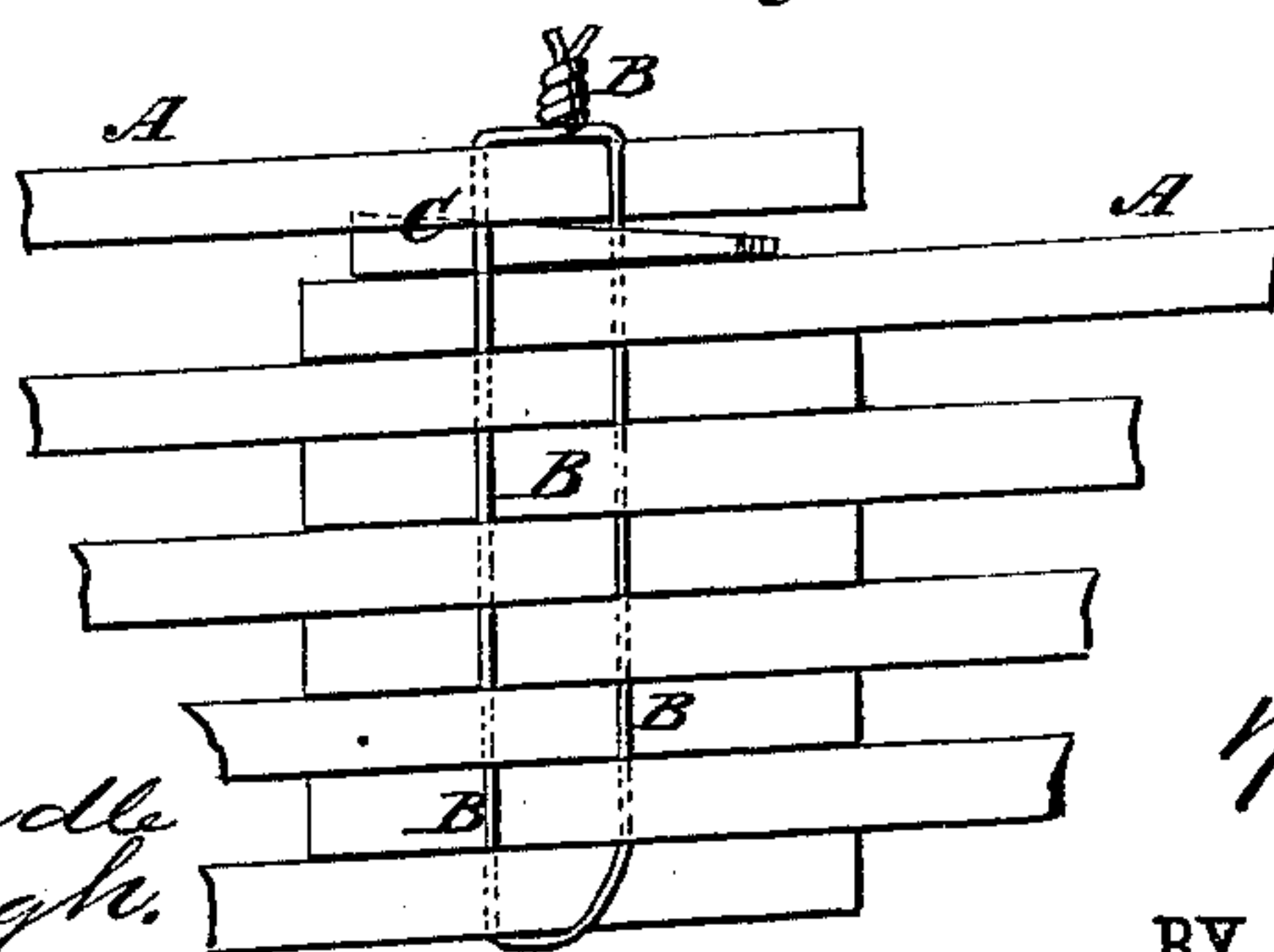


Fig. 3.



WITNESSES:

Francis. McArdle  
J. H. Scarborough.

INVENTORS

N. B. Gunn.  
T. Gunn.

BY

Munn & Co.

ATTORNEYS.

# UNITED STATES PATENT OFFICE.

NELSON B. GUNN AND TIMOTHY GUNN, OF ELWOOD, INDIANA.

## IMPROVEMENT IN FENCES.

Specification forming part of Letters Patent No. **195,503**, dated September 25, 1877; application filed September 1, 1877.

*To all whom it may concern:*

Be it known that we, NELSON B. GUNN and TIMOTHY GUNN, of Elwood, county of Madison and State of Indiana, have invented a new and Improved Fence, of which the following is a specification:

This invention relates to rail or worm fences; and our object is to afford greater strength and security to the fence at the angles thereof by rigidly tying the crossed ends of the rails together with wire or its equivalent, held under strong tension by means of a wedge, as will be fully understood from the following description.

In the annexed drawing, Figure 1 is a side elevation of our improved fence. Fig. 2 is a top view thereof. Fig. 3 is a detail enlarged.

Similar letters of reference indicate corresponding parts.

The letters A A designate the rails of the fence, which are arranged in a zigzag manner common to the construction of worm-fences. Instead of using posts or stakes at the points of the crossing of the ends of the rails, we firmly bind and lock the rails of each section

together by means of a strong wire loop, B, which may encompass all of the rails or only a few of them.

A single band or loop will in all ordinary cases be found sufficient, although two loops may be used and arranged closed to the points where the rails cross each other.

When the band or loop B is applied to the rails, and its ends firmly united, we drive a wedge, C, through the band and between any two of the rails, thus firmly drawing the rails together and securely locking the sections of the fence at the angles thereof.

Having thus fully described our invention, we claim as new and desire to secure by Letters Patent—

In combination with a worm fence, the loops or band B and tightening wedge C, arranged substantially in the manner described.

NELSON B. GUNN.  
TIMOTHY GUNN.

Witnesses:

JAMES SILVESTER LEPRE,  
HUGH LYST.