

I. T. MONTROSS.  
COOKING STOVES AND RANGES.

No. 195,383.

Patented. Sept. 18, 1877.

9

Fig. 2.

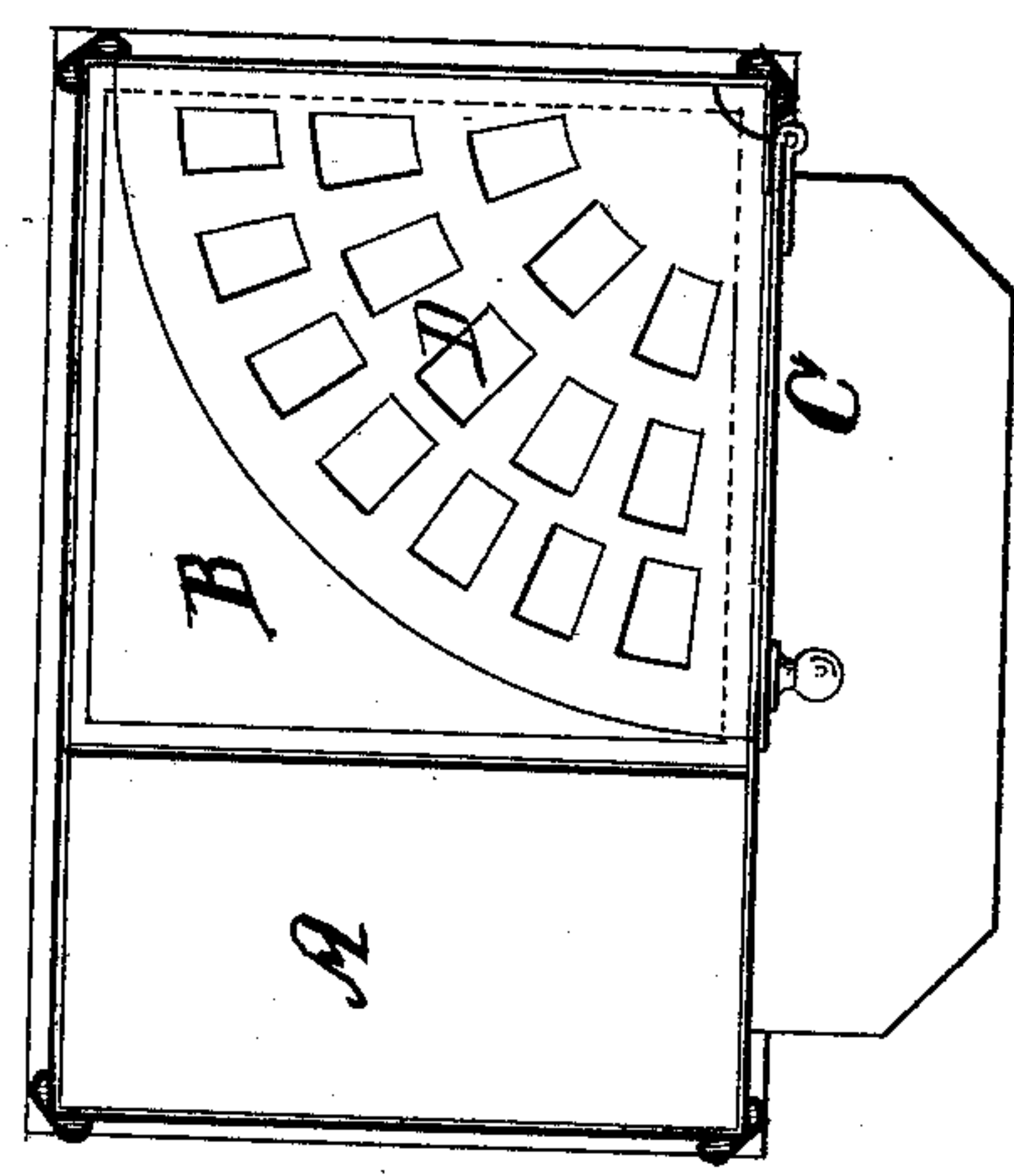


Fig. 3.

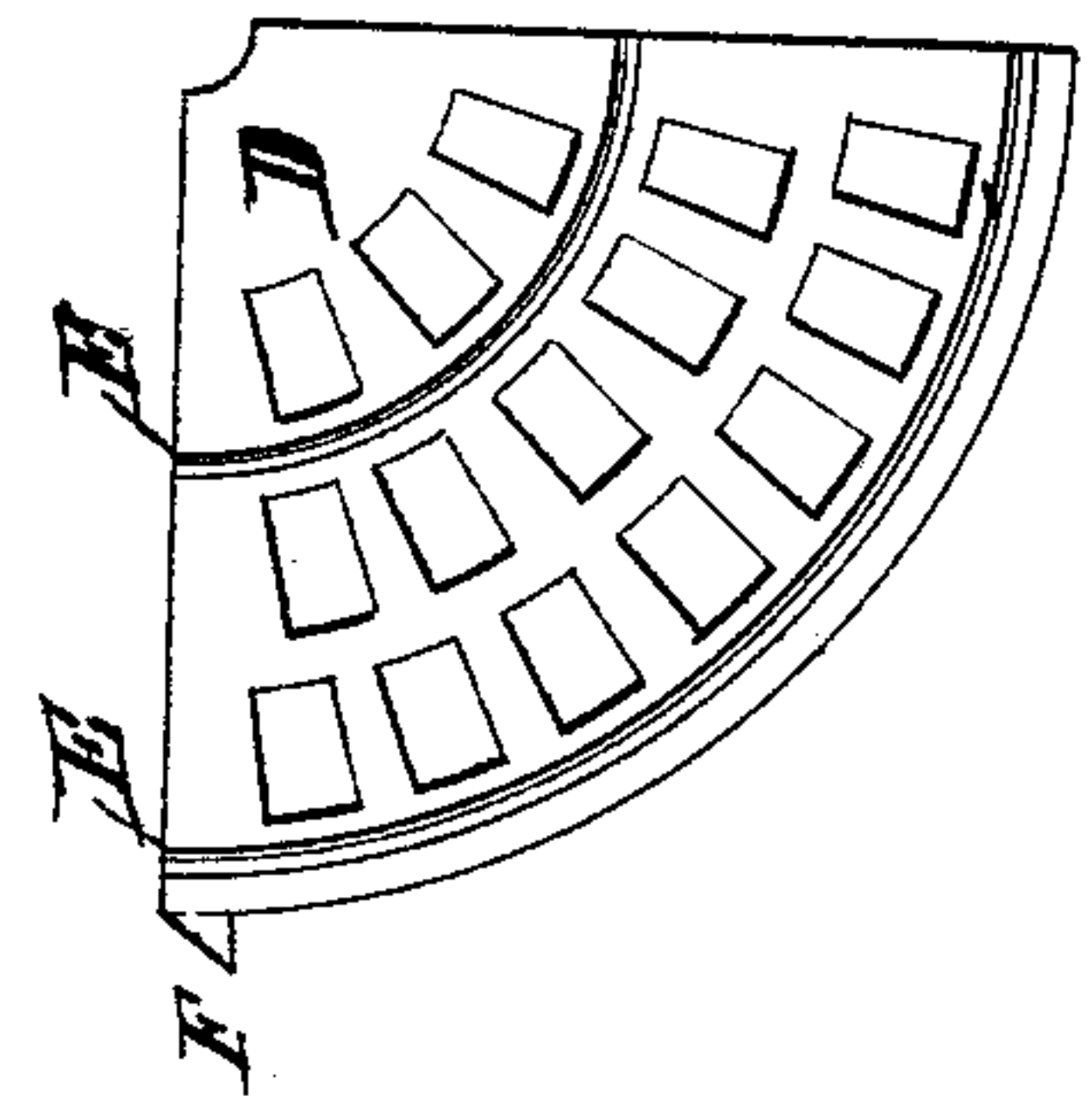
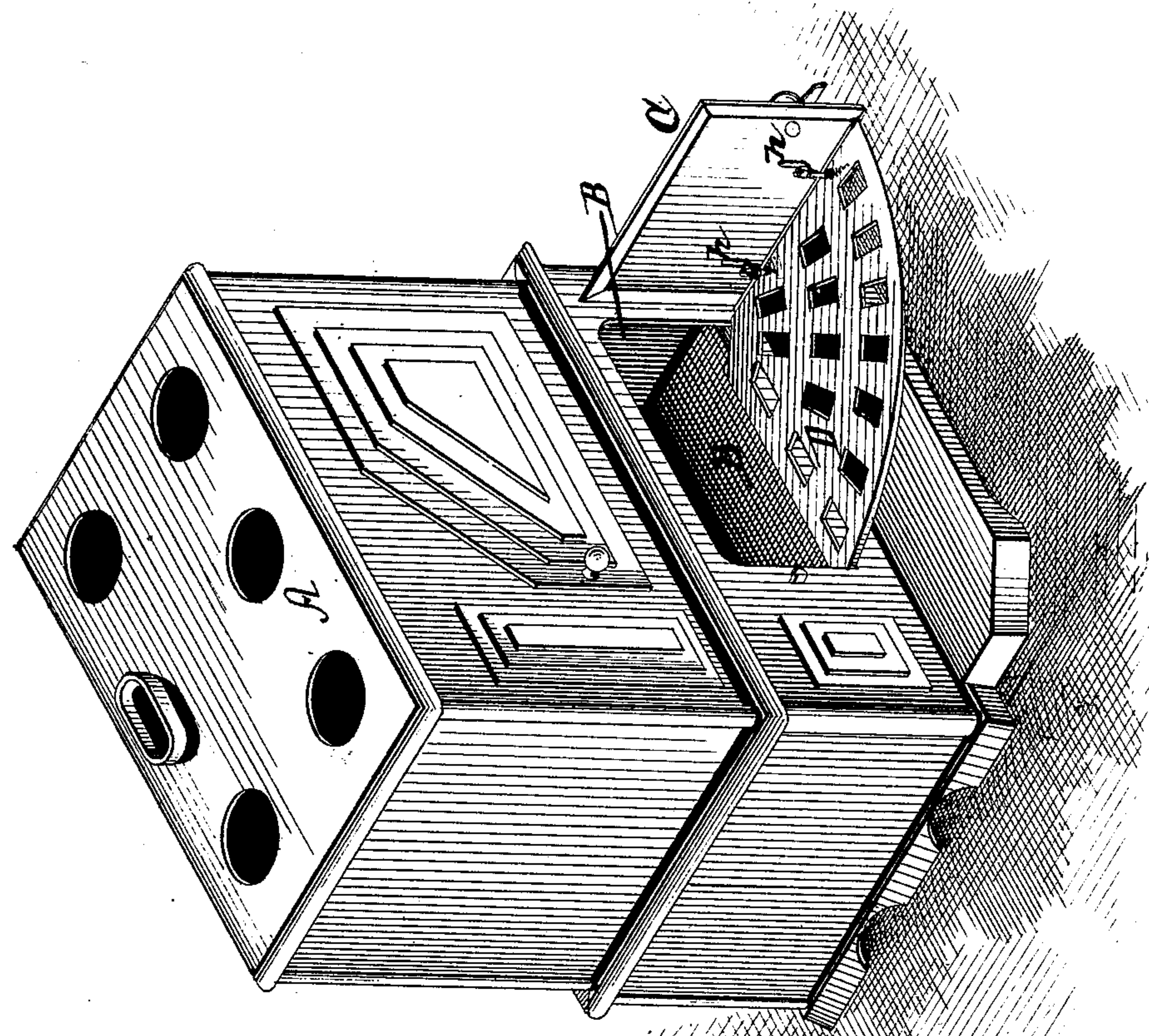


Fig. 1.



Witnesses:  
J. A. Rutherford  
James M. Wright

Inventor:  
Isaac T. Montross  
By James L. Norris  
Att'y.



# UNITED STATES PATENT OFFICE.

ISAAC T. MONTROSS, OF PEEKSKILL, NEW YORK.

## IMPROVEMENT IN COOKING STOVES AND RANGES.

Specification forming part of Letters Patent No. **195,383**, dated September 18, 1877; application filed August 27, 1877.

*To all whom it may concern:*

Be it known, that I, ISAAC T. MONTROSS, of Peekskill, in the county of Westchester and State of New York, have invented certain new and useful Improvements in Cooking Stove and Range, of which the following is a specification:

This invention relates to certain improvements in cooking stoves or ranges; and its object is to provide the ovens or warming-chambers of such with a shelf or support for the reception of articles to be baked or warmed, said shelf being arranged to be automatically inserted in and withdrawn from the oven by the act of closing or opening the door, and which will be held in a horizontal position when the door is opened, for the purpose of conveniently handling the articles thereon.

To this end my invention consists of a segmental shelf, secured at one of its straight sides to the lower edge of the stove-door, the other straight side projecting into the oven and resting on the bottom thereof, in such position that in the act of closing the door the shelf will be swung into the oven, and, in opening the door, will be withdrawn, and, when the door is fully opened, said shelf will be supported in a horizontal position in front of the oven or warming-chamber, as more fully hereinafter set forth.

In the drawings, Figure 1 represents a perspective view of a stove or range with the oven-door open, showing my improvement; Fig. 2, a horizontal section through the oven; and Fig. 3, a detached view of the shelf, showing the lower side thereof, and the ribs or beads on the same.

The letter A represents a cooking stove or range, which may be of any approved construction, and B the warming oven or chamber thereof. The letter C represents the door of said oven or chamber, constructed in the ordinary manner. D represents the segmental shelf or support, secured at one of its straight edges loosely to the lower edge of the oven-door by hinges, hooks, or otherwise, said shelf, in the present instance, being secured by hooks *h h*. The opposite straight edge of said segmental shelf projects into the oven or

chamber B, resting upon the bottom thereof. In order to lessen the friction of the shelf against the bottom of the oven, and insure the efficient working of said shelf, the bottom of the same is provided with one or more curved beads or ribs, E, extending from one straight edge to the other, and preferably parallel with the curved edge of the shelf.

The letter F represents a stop formed at the inner corner of the shelf, which engages the edge of the oven or chamber, and arrests the movement of the door and oven, in order to prevent the shelf from being wholly withdrawn from the oven and dropped.

The operation of my invention will be perceived from the above description.

When the door is opened the shelf will be supported horizontally by the bottom of the oven and lower edge of the door, in a convenient position for the reception of the articles to be placed in the oven or chamber, and upon closing the door the shelf, with any articles it may contain, will be inserted in the oven, resting upon the bottom thereof.

My invention is particularly designed for that class of stoves or ranges having a warming-oven located below the ordinary oven, in which position it is extremely difficult to get at said warming-oven to insert articles, and is intended to remedy said objection by furnishing a convenient means of inserting the articles in the oven, and supporting them in view in front thereof; but it is evident that the invention can be applied with great advantage to the ordinary ovens of stoves and ranges as well; and hence I do not limit myself to its application to the warming-ovens thereof.

What I claim, and desire to secure by Letters Patent, is—

1. In combination with the oven of a stove and the door thereof, a segmental shelf attached to the door, and constructed and adapted to be automatically moved by the door in a horizontal plane on the bottom of the oven-chamber, substantially as shown.

2. In combination with the oven of a stove and the door thereof, a segmental shelf, D, attached to the door, and having at one of its

outer corners a projecting stop, F, said shelf being automatically moved in the arc of a circle on the bottom of the oven-chamber, and the stop serving to engage with the casing of said oven, substantially as shown.

3. In combination with the segmental sliding shelf, the curved ribs or beads on the bottom thereof, for the purpose of diminishing the friction of said shelf against the bottom of the oven, substantially as set forth.

In testimony that I claim the foregoing I have hereunto set my hand in the presence of the subscribing witnesses.

ISAAC T. MONTROSS.

Witnesses:

MARSDEN LENT,  
JOHN W. LITTEL.