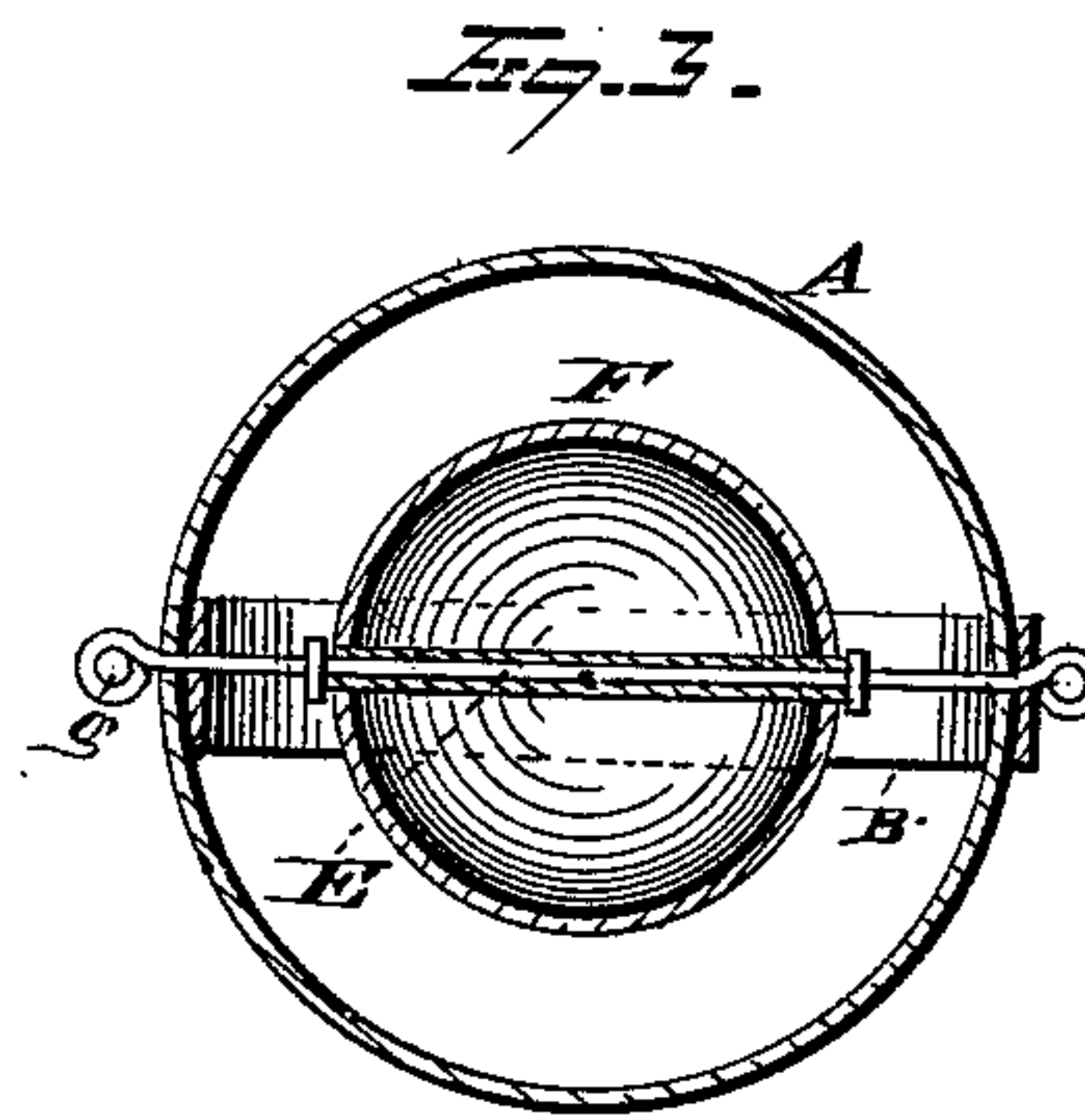
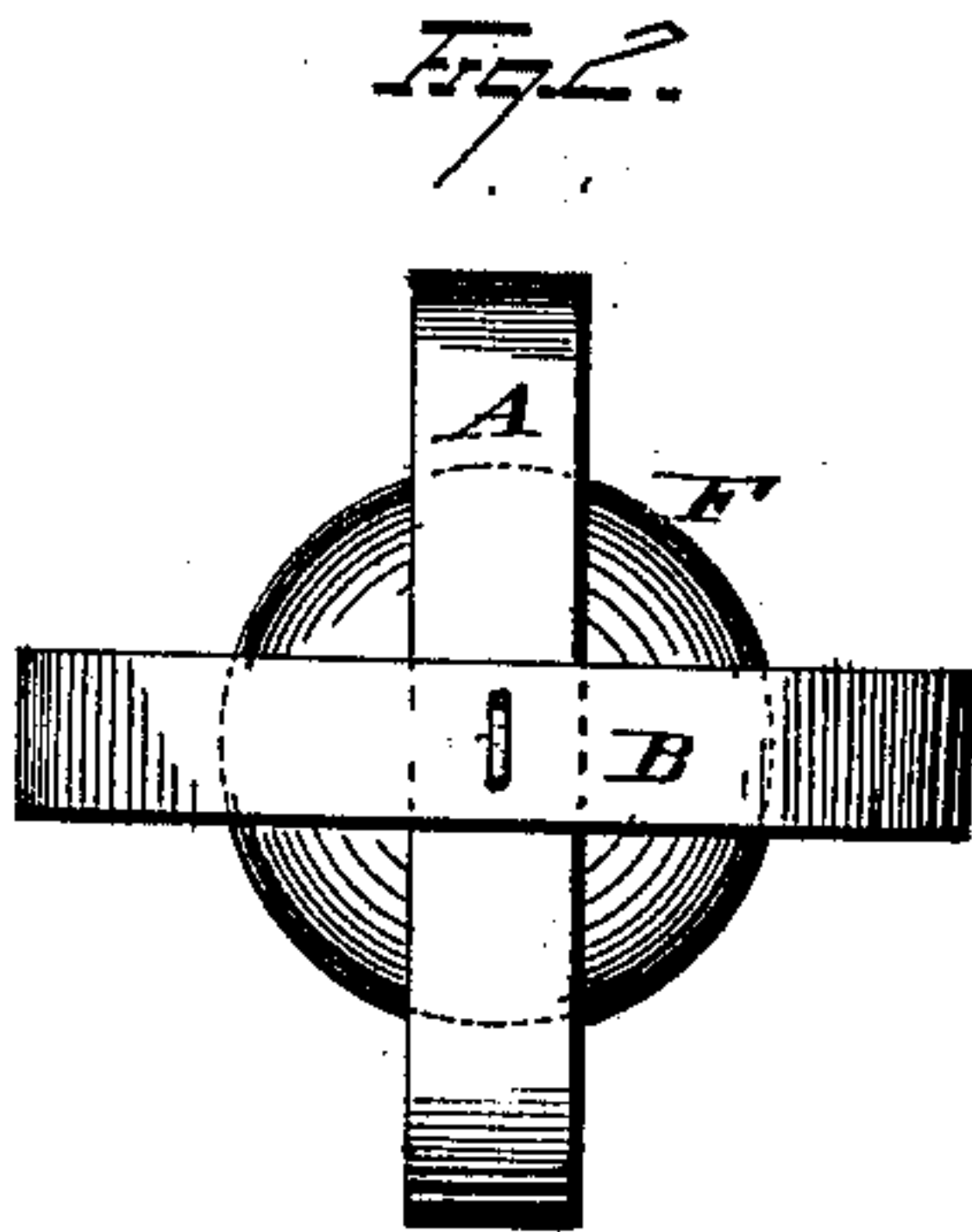
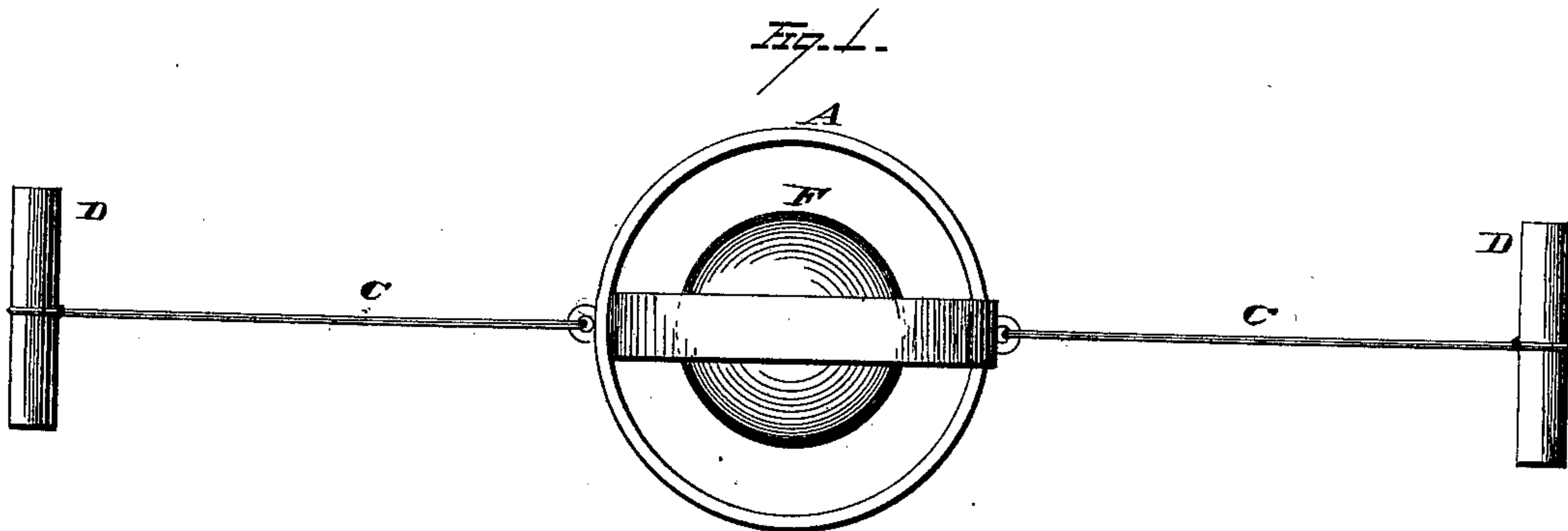


J. HENNINGER.  
TOY WHIRLIGIGS.

No. 195,365.

Patented Sept. 18, 1877.



WITNESSES  
Ed. J. Nottingham  
A. Wright.

INVENTOR  
Julius Henninger  
By S. Eggett & S. Eggett.  
ATTORNEYS

# UNITED STATES PATENT OFFICE.

JULIUS HENNINGER, OF QUINCY, ILLINOIS.

## IMPROVEMENT IN TOY WHIRLIGIGS.

Specification forming part of Letters Patent No. 195,365, dated September 18, 1877; application filed August 20, 1877.

*To all whom it may concern:*

Be it known that I, JULIUS HENNINGER, of Quincy, in the county of Adams and State of Illinois, have invented certain new and useful Improvements in Whirligig Toys; and I do hereby declare the following to be a full, clear, and exact description of the invention, such as will enable others skilled in the art to which it pertains to make and use it, reference being had to the accompanying drawings, which form part of this specification.

My invention relates to certain improvements in whirligig toy balls; and consists in providing two rings, secured together at right-angular planes to their respective bodies, with a colored-glass ball, supported upon an axial cross-piece and framed in by said rings.

The device is suitably provided with means for whirling it in the hands, as is usual in toys of this character; the design of my improvement being to form a colored-glass ball within the rings, which shall be supported upon an axial cross-bar as the toy is rotated or whirled.

Referring to the drawings, Figure 1 is a view, in side elevation, of my toy. Fig. 2 is an end view of the same, the side connections being detached. Fig. 3 is a central sectional view, in a vertical plane, passing through the axial support of the toy, the side connections being also removed in this figure.

The rings A and B may be made of any suitable material; but, preferably, I use wood, covered with highly-colored or gilded paper. The string-connections C and handles D may also be made in any manner as I desire.

Extending across the frame-work thus formed by the rings, and secured in the opposite sides of the latter, is the axial support E, which passes centrally through the glass ball F. This cross-bar may also be made of any suitable material, and I preferably use a little metallic rod with bent extremities, locking the same against longitudinal displacement. This rod

may be covered by a cloth wrapped about it, to serve as a cushion-bearing for the glass ball to rest upon, in order to guard against breakage.

Any glass, light or heavy, plain or with colors of single or variegated hue, I may use. In practice, however, I employ a very thin glass, of a deeply-marked single color. The string-connections are preferably secured to the whirligig by attachment to the loops *g* formed on the extremities of the metallic axial rod; but other means of attachment may be substituted therefor.

By whirling the toy between the hands, and allowing it to react, as is usual, a very pretty effect is produced, arising from the difference of color between the glass ball and the ring frame-work.

It is this combination of the ball with a surrounding ring frame-work, as described, which briefly constitutes my invention, as it is not new with me, broadly, to connect together two rings by the cross-bar, as shown.

Having fully described my invention, what I claim as new, and desire to secure by Letters Patent, is—

1. A whirligig toy consisting in the combination with a suitable ring frame-work and axial cross-piece, of a colored-glass ball, supported on the said cross-piece, substantially as described.

2. The combination, with the cross-piece rigidly securing together the two rings at right angles to their respective central bodies, of the ball, supported upon said cross-piece and inclosed by the frame-work of the rings, substantially as described.

In testimony that I claim the foregoing I have hereunto set my hand this 11th day of August, 1877.

JULIUS HENNINGER.

Witnesses:

H. H. JANSEN,  
JOHN B. LACKE.