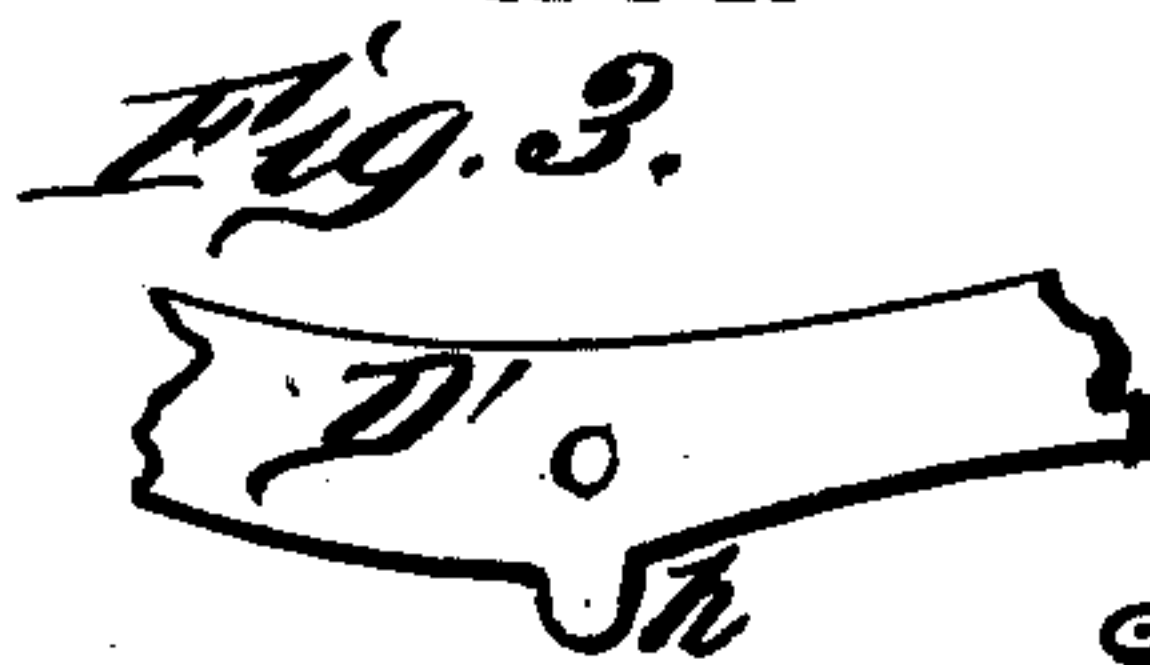
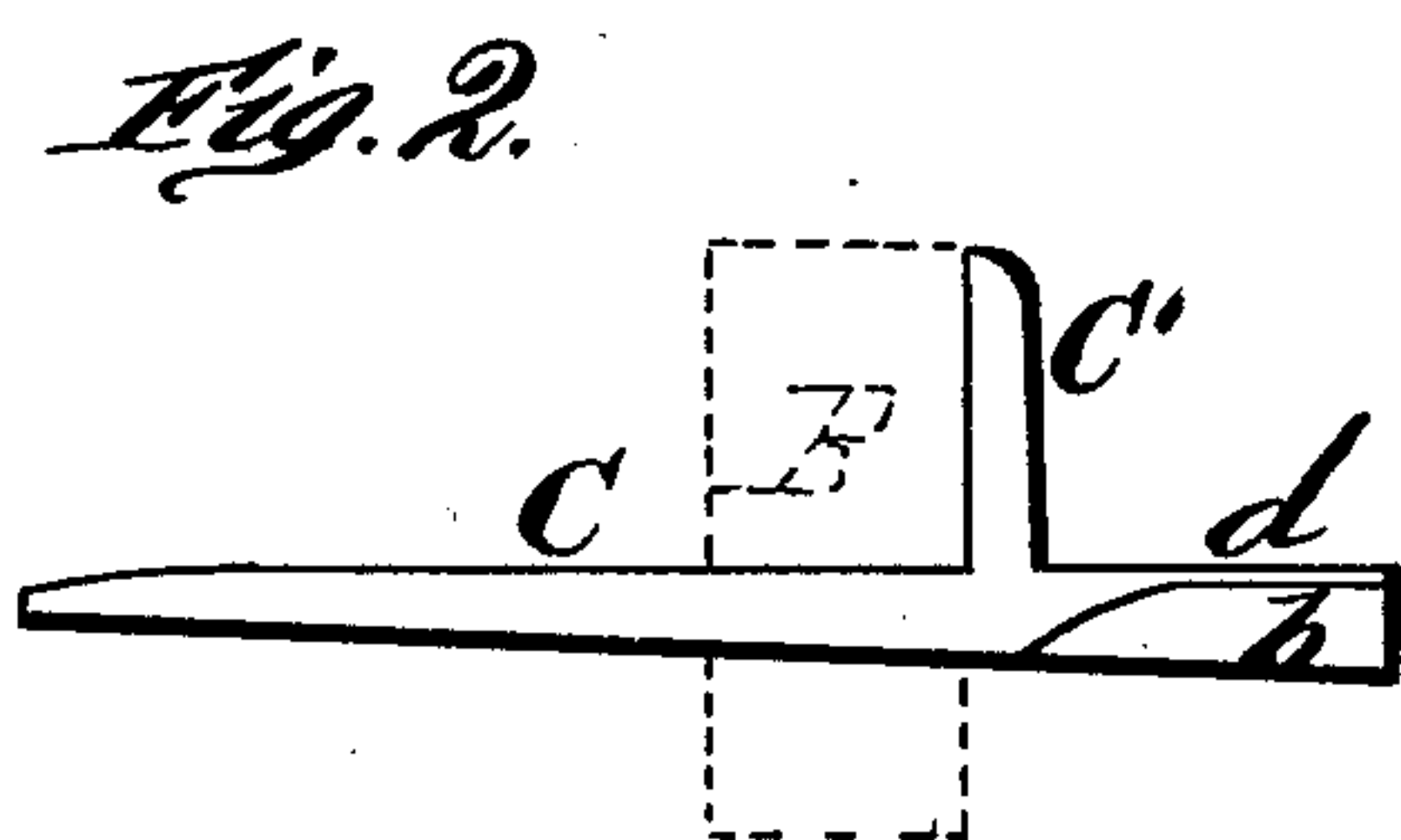
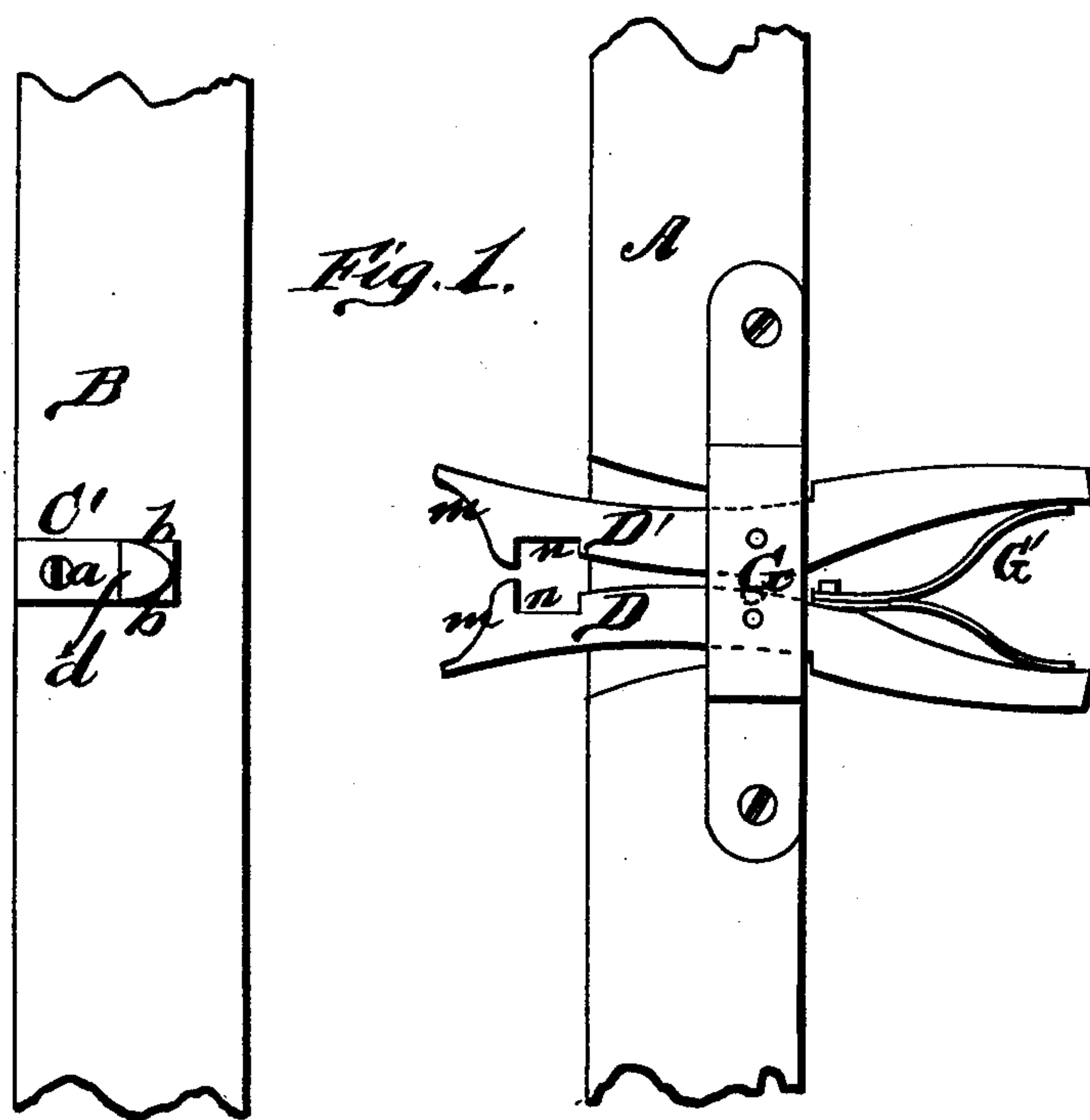


T. CAMERON & J. F. JOWERS.  
GATE-LATCHES.

No. 195,339.

Patented Sept. 18, 1877.



WITNESSES  
*Robert Everett*  
*George E. Upham*

INVENTORS.  
*Thomas Cameron.*  
*John F. Jowers.*

*D. O. Gilmore, Smith & Co.*

ATTORNEYS.

# UNITED STATES PATENT OFFICE.

THOMAS CAMERON AND JOHN F. JOWERS, OF MOUNT PLEASANT, MISS.

## IMPROVEMENT IN GATE-LATCHES.

Specification forming part of Letters Patent No. **195,339**, dated September 18, 1877; application filed July 7, 1877.

*To all whom it may concern:*

Be it known that we, THOMAS CAMERON and JOHN F. JOWERS, of Mount Pleasant, in the county of Marshall and State of Mississippi, have invented a new and valuable Improvement in Gate-Latches; and we do hereby declare that the following is a full, clear, and exact description of the construction and operation of the same, reference being had to the annexed drawings, making a part of this specification, and to the letters and figures of reference marked thereon.

Figure 1 of the drawings is a representation of a side view of our gate-latch. Fig. 2 is a detail view of our gate-latch, and Fig. 3 is a detail of the same.

The nature of our invention consists in the construction and arrangement of a latch for gates, as will be hereinafter more fully set forth.

The annexed drawings, to which reference is made, fully illustrate our invention.

A represents the outer vertical bar of the gate, and B the post against which it closes.

Into the post B is driven a bolt, C, which is provided with an arm, C', forming a stop against the face of the post, and a screw, *a*, is passed through said arm into the post, holding it securely and firmly therein.

The outer end of the bolt C is made triangular in its cross-section, so as to present beveled sides *b b* to the latch in closing the gate, and a square rear shoulder, *d*, to hold the latch.

The latch is composed of two jaws, D D', placed in a recess in the bar A, and covered at right angles with a recessed plate, G, to which the two jaws are pivoted, the ends of

said plate being fastened to the post A by screws or otherwise.

Within the recessed plate one of the jaws, D', is formed, with a half-round projection, *h*, entering a corresponding recess, *i*, in the other jaw, forming a fulcrum, upon which said jaws may turn and dispense with pivoting them to the plate.

The front ends of the jaws D D' are beveled, as shown at *m m*, and formed with recesses *n n* in their adjoining edges, opposite each other. The rear ends of the jaws form handles for operating them, and between the same are placed one or more springs, G', to keep the front ends closed.

When the gate closes, the ends of the jaws strike the beveled sides *b* of the bolt C, and spread apart to grasp the bolt by the recesses *n n* fitting over it. By pressing the other end of the latch together, the jaws open and the gate can be opened.

What we claim as new, and desire to secure by Letters Patent, is—

The post B, provided with the bolt C, having the perforated arm C' and its outer end beveled, in combination with the recessed gate-bar A, plate G, jaws D D', having beveled ends *m*, recesses *n*, projection *h*, recess *i*, and the springs G', substantially as described, and for the purpose set forth.

In testimony that we claim the above we have hereunto subscribed our names in the presence of two witnesses.

THOMAS CAMERON.

JOHN FRANKLIN JOWERS.

Witnesses:

B. H. SMITH,

J. W. WILLIAMS.