

S. W. SHELDON & D. DUNSCOMB.  
TRANSFERABLE BARREL-COVERS.

No. 195,310

Patented Sept. 18, 1877.

Fig. 1.

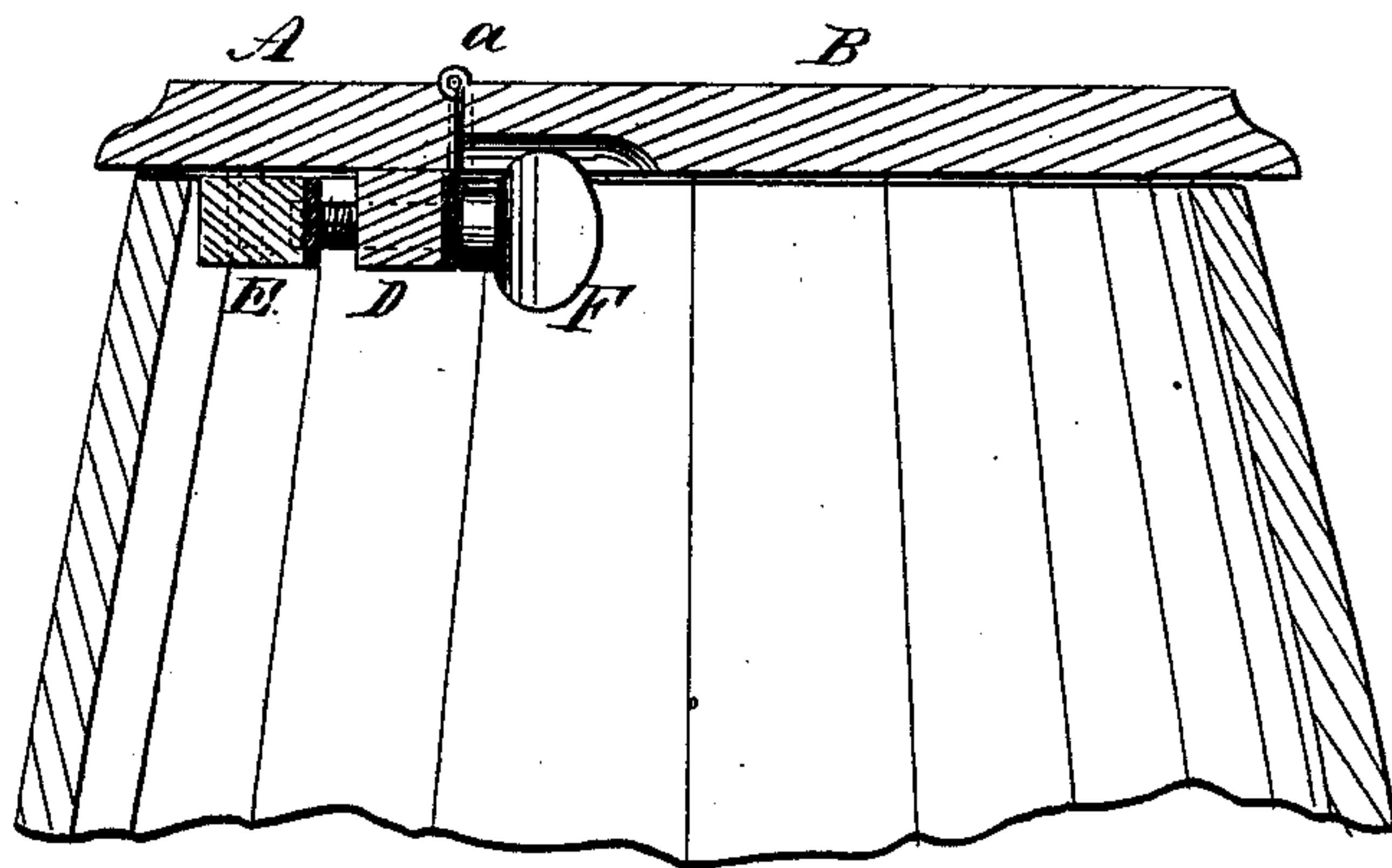


Fig. 3.

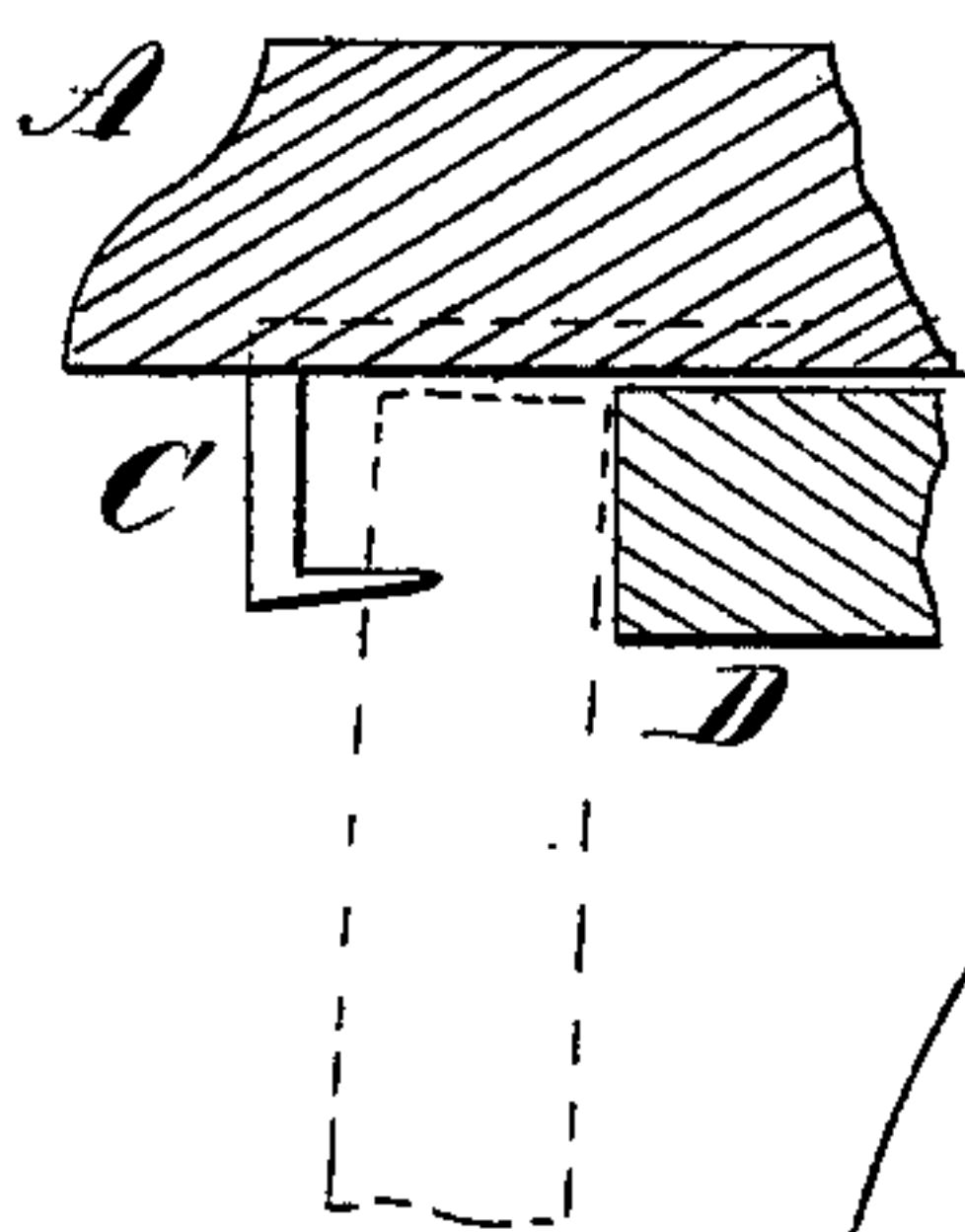
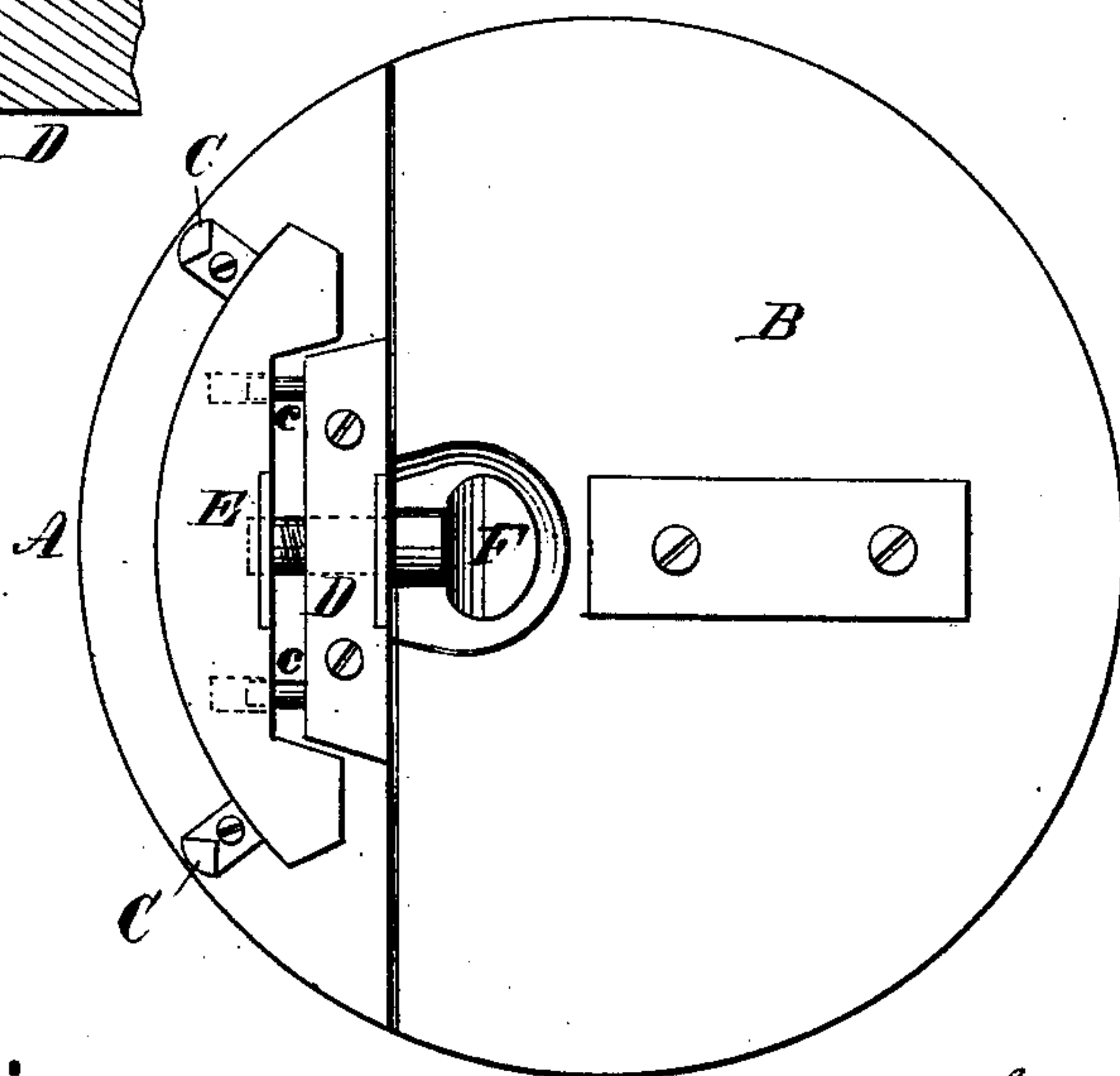


Fig. 2.



WITNESSES:

*Chas. Nida*  
*Alex. F. Roberts*

INVENTORS

*S. W. Sheldon.*  
*D. Dunscomb.*  
BY *Munroe*

ATTORNEYS.

# UNITED STATES PATENT OFFICE.

SYLVESTER W. SHELDON AND DANIEL DUNSCOMB, OF NEW YORK, N. Y.

## IMPROVEMENT IN TRANSFERABLE BARREL-COVERS.

Specification forming part of Letters Patent No. **195,310**, dated September 18, 1877; application filed August 18, 1877.

*To all whom it may concern:*

Be it known that we, SYLVESTER W. SHELDON and DANIEL DUNSCOMB, of the city, county, and State of New York, have invented a new and Improved Transferable Barrel-Cover, of which the following is a specification:

Figure 1 is a transverse section of our improved barrel-cover. Fig. 2 is an inverted plan view. Fig. 3 is a detail view of one of the brackets or fasteners.

Similar letters of reference indicate corresponding parts.

Our invention consists in the combination of an adjustable fastening device with a barrel-cover, that is made in two parts and hinged together.

In the drawing, A is the fixed part, and B is the movable part, of the barrel-cover, which is attached to the fixed part by hinges *a*. C C are brackets or fasteners that are secured to the under surface of the fixed part of the cover near the periphery, and project therefrom at right angles, and are provided with points or spurs that project inward toward the center of the cover parallel with its surface. D is a block of wood that is fastened to the under surface of the part A, at or near the joint between the two parts of the cover.

A segmental block, E, is notched and fitted to the block D, and guide-pins *c* project from the block D into holes bored in the segmental block E.

A thumb-screw, F, is swiveled in the block D, and passes through a nut in the block E, so that the said block may be forced outward or retracted, as may be required.

The cover is attached to a barrel by placing it upon the barrel with the brackets or fasteners C outside and the block E inside of the rim of the barrel, and forcing the block E outward by turning the thumb-screw F until the edge of the barrel is firmly clamped between the brackets C and the block E.

This improved cover is cheaply manufactured, and strong, and neat in appearance.

Having thus described our invention, we claim as new and desire to secure by Letters Patent—

The combination of the brackets C, the fixed block D, movable segmental block E, and the thumb-screw F, with a hinged barrel-cover, substantially as herein shown and described.

SYLVESTER W. SHELDON.

DANIEL DUNSCOMB.

Witnesses:

JAMES H. HUNTER,

ALEX. F. ROBERTS.