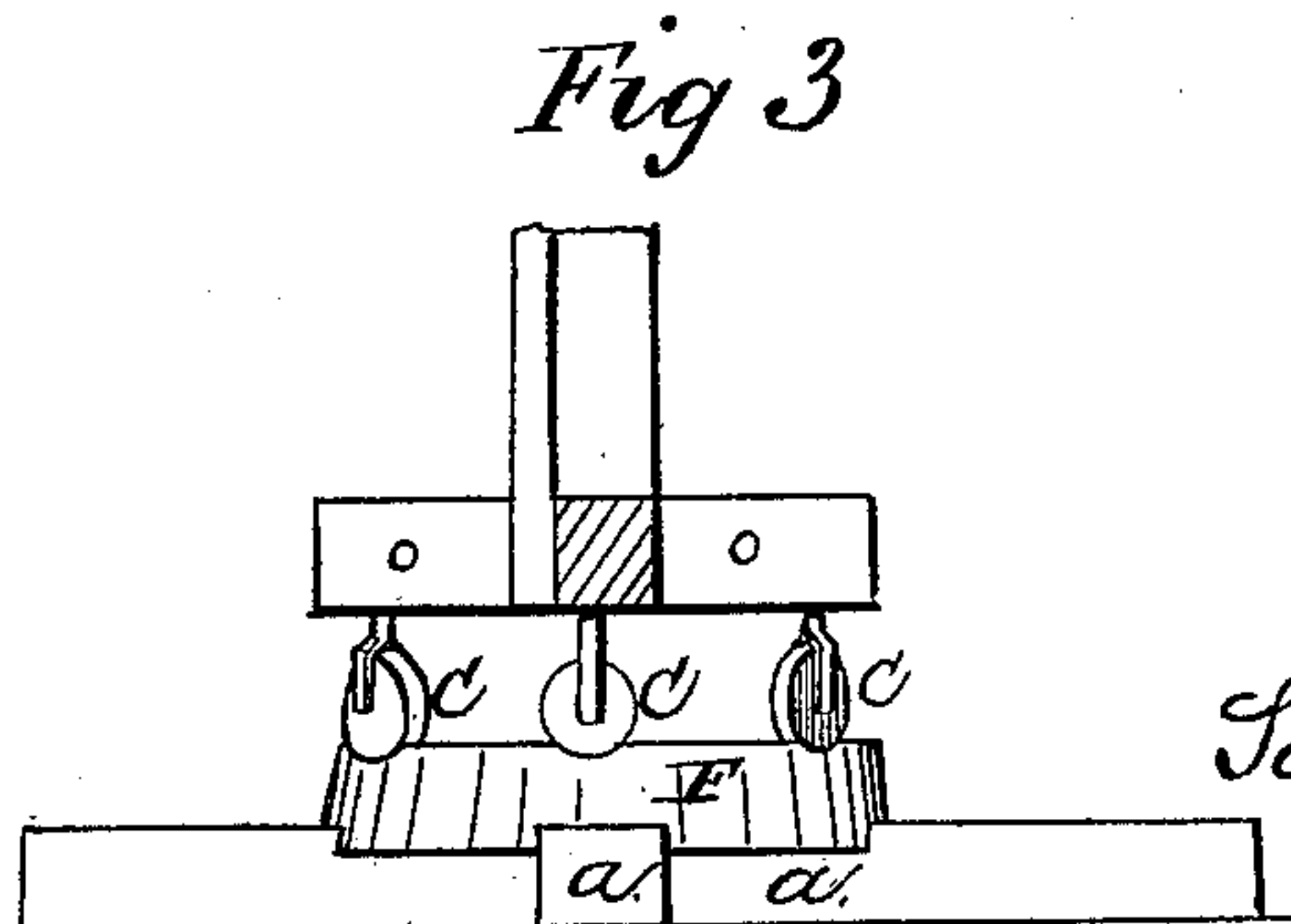
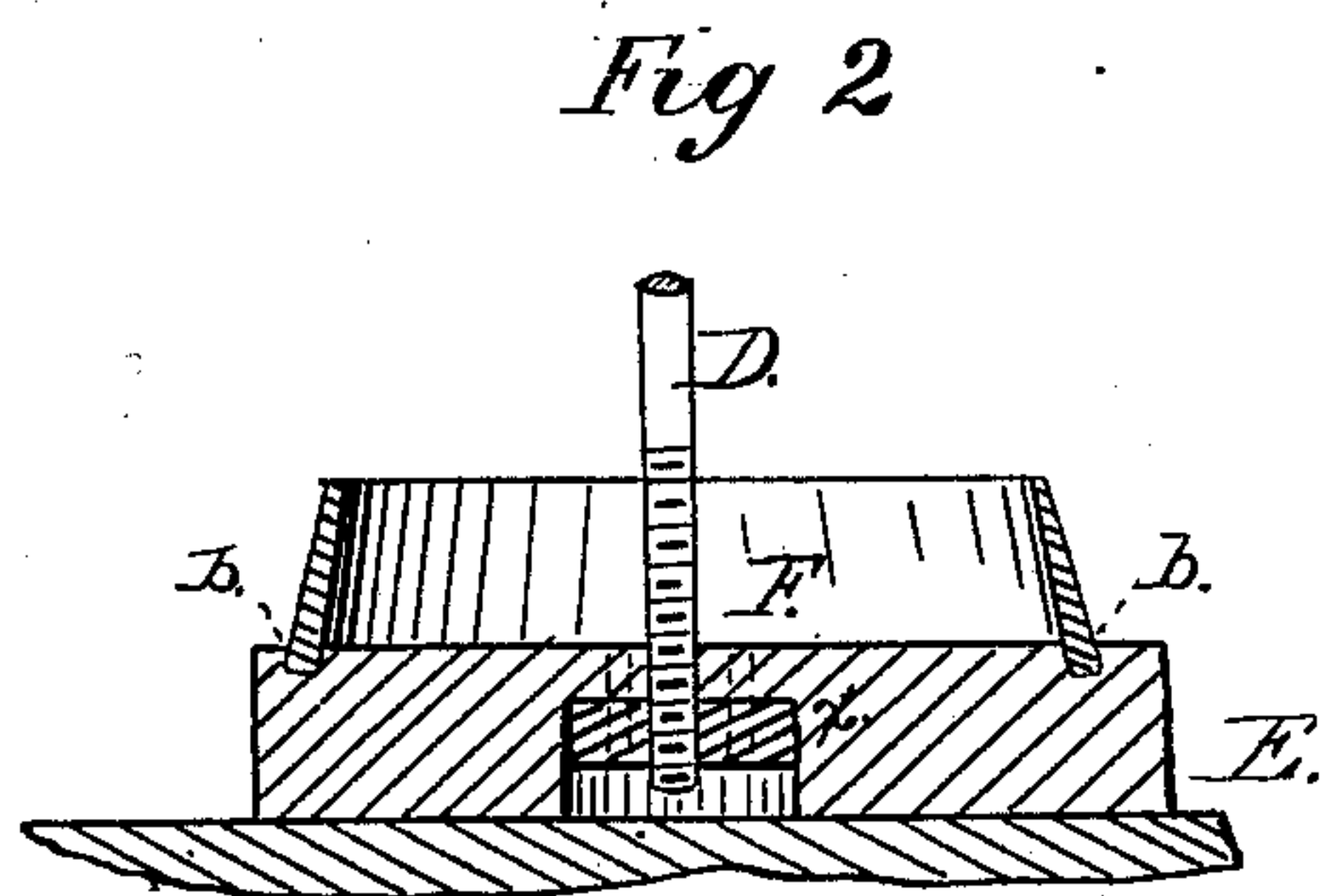
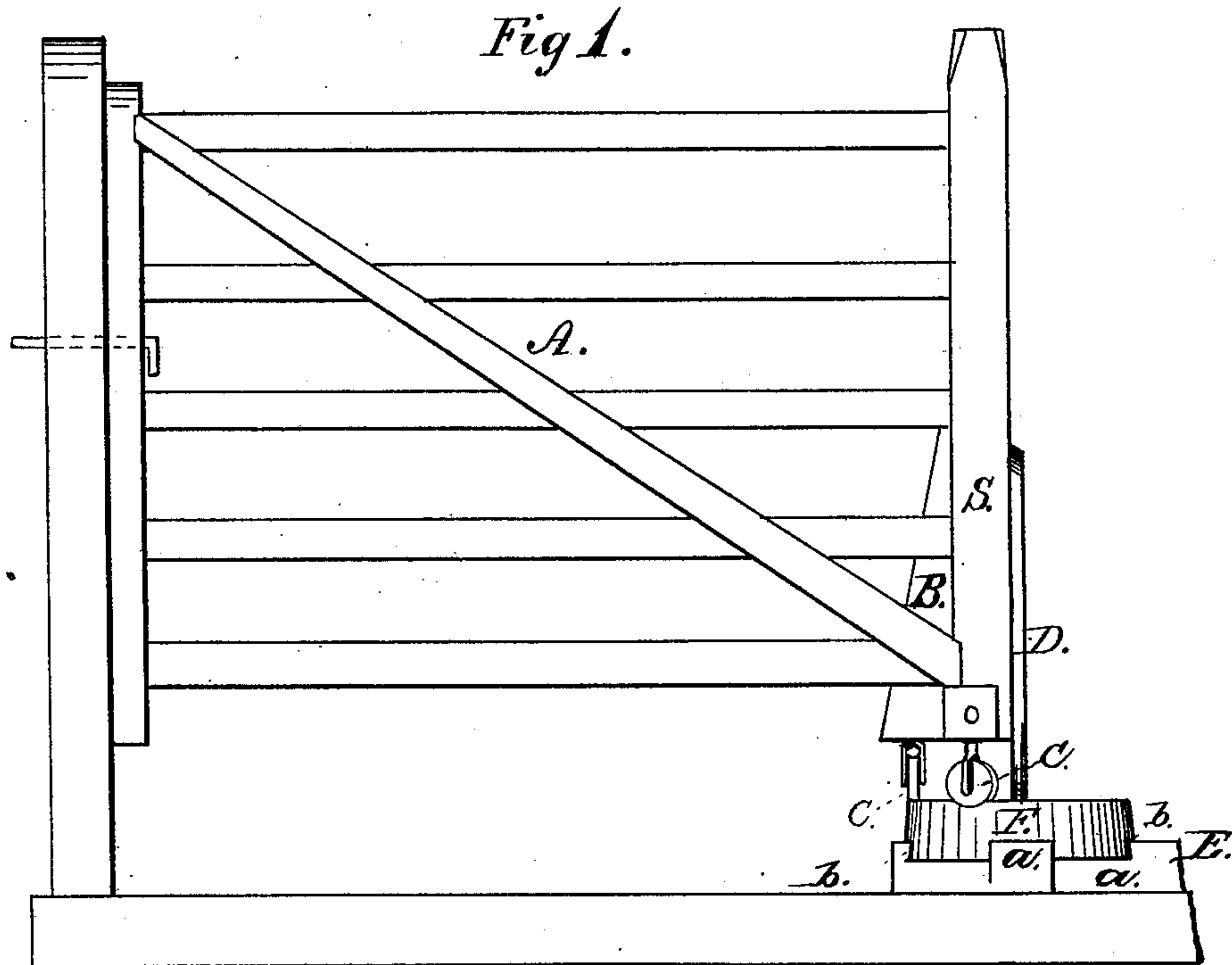


S. B. HILLEARY.  
GATES

No. 195,279.

Patented Sept. 18, 1877.



Witnesses.  
Parker H. Greet Jr.  
Byron Pike

Inventor  
Samuel B. Hilleary  
by Pike & Johnson  
Attorneys.

# UNITED STATES PATENT OFFICE.

SAMUEL B. HILLEARY, OF ROCK FORK, OHIO.

## IMPROVEMENT IN GATES.

Specification forming part of Letters Patent No. **195,279**, dated September 18, 1877; application filed August 14, 1877.

*To all whom it may concern:*

Be it known that I, SAMUEL B. HILLEARY, of Rock Fork, in the county of Licking and State of Ohio, have invented certain new and useful Improvements in Gates; and I do hereby declare that the following is a full, clear, and exact description thereof, which will enable others skilled in the art to which it appertains to make and use the same, reference being had to the accompanying drawings, and to the letters of reference marked thereon, which form a part of this specification.

My invention consists in the construction and arrangement of what are known as "horizontal-acting gates;" and has for its object the construction of a cheap, durable, and easily arranged and operated gate, at the same time, in a manner, doing away with the post used and known as the "hinge-post," all of which will be hereinafter more fully described.

Figure 1 is a front elevation of my invention. Fig. 2 is a vertical section of ground attachment. Fig. 3 is a detached view.

To construct my invention, I use an ordinarily-constructed gate, A, to the stile or upright S of which a small piece of timber, B, is fastened and braced to hold the gate in position. Underneath three casters, C, are fastened by proper means, one of said casters being on the piece B, and the other two on a cross-

piece, o. To the upright piece S, opposite to the piece B, is fastened a metallic rod, D, being screwed or bolted thereto.

On the ground is erected a frame-work, E, consisting of two cross-pieces, *a a*, let into one another at their centers. Let into and resting on this frame-work E, at the points *b*, is a metallic ring, F, the whole construction being fastened to the ground by means of stakes passing through the cross-pieces *a a*. On this structure the before-mentioned gate is erected, with the metallic rod D passing through the cross-pieces *a a* at their centers, and having a nut, *x*, underneath to hold the gate in balance. The casters C rest and revolve with perfect ease on the ring F, and by this means the gate is easily operated.

What I claim, and desire to secure by Letters Patent of the United States, is—

The combination, with the gate, of the attachments B, metallic rod D, casters C, the groundwork E, and ring F, substantially as described.

In testimony that I claim the foregoing as my own I affix my signature in presence of two witnesses.

SAMUEL B. HILLEARY.

Witnesses:

THOMPSON STICKLE,  
JACOB BOUNDS.