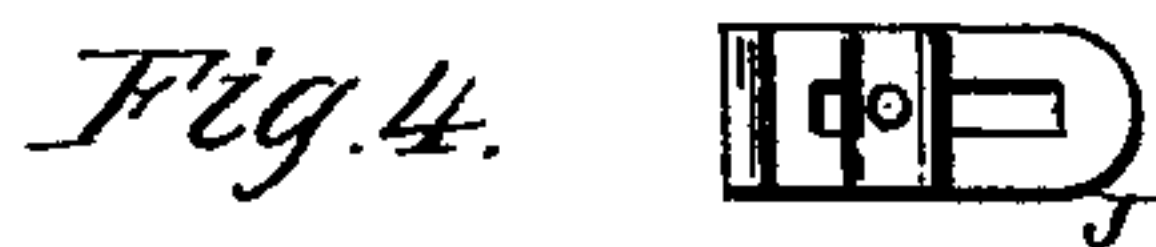
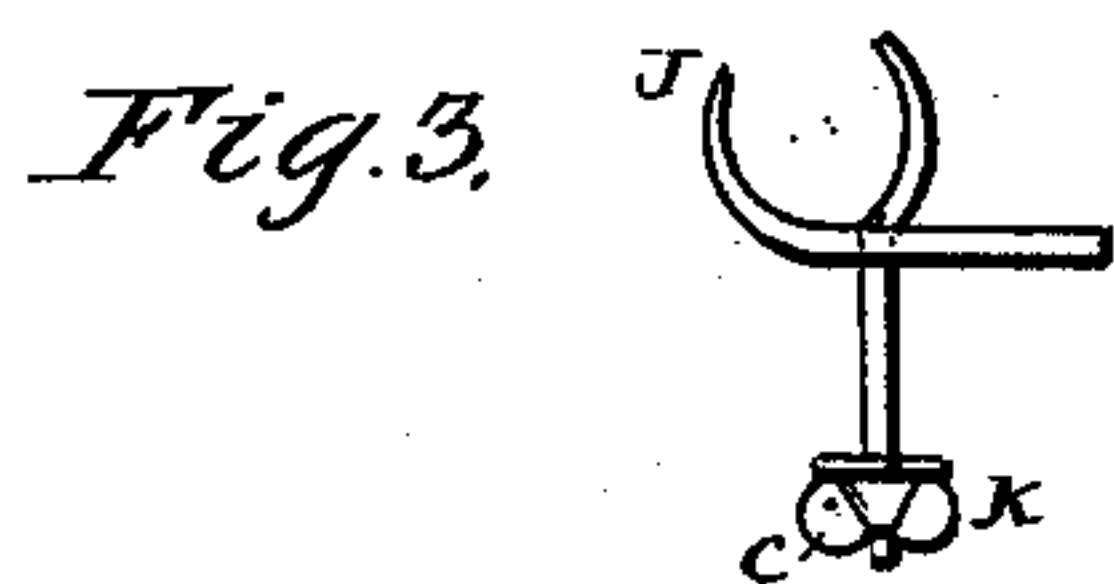
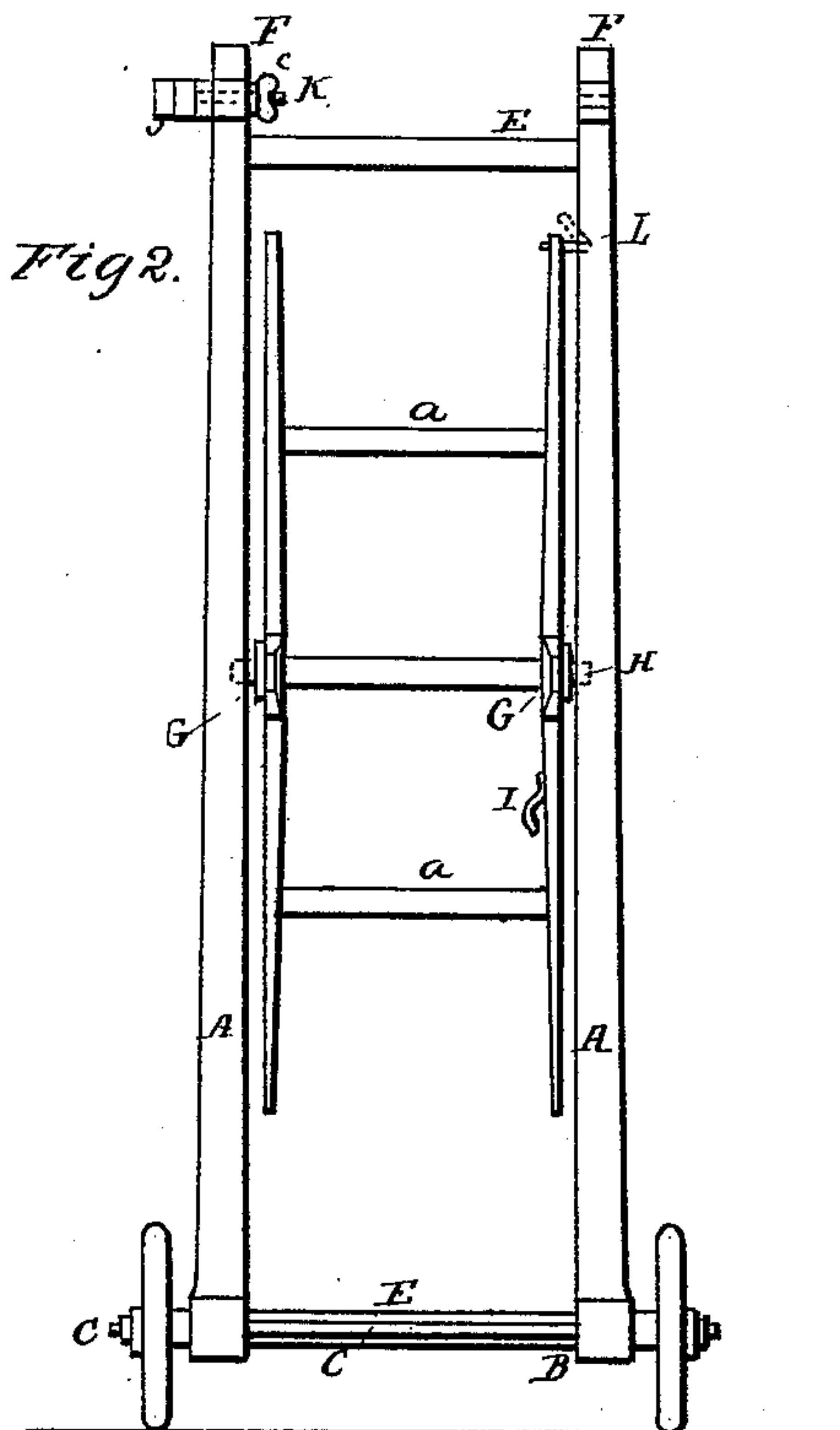
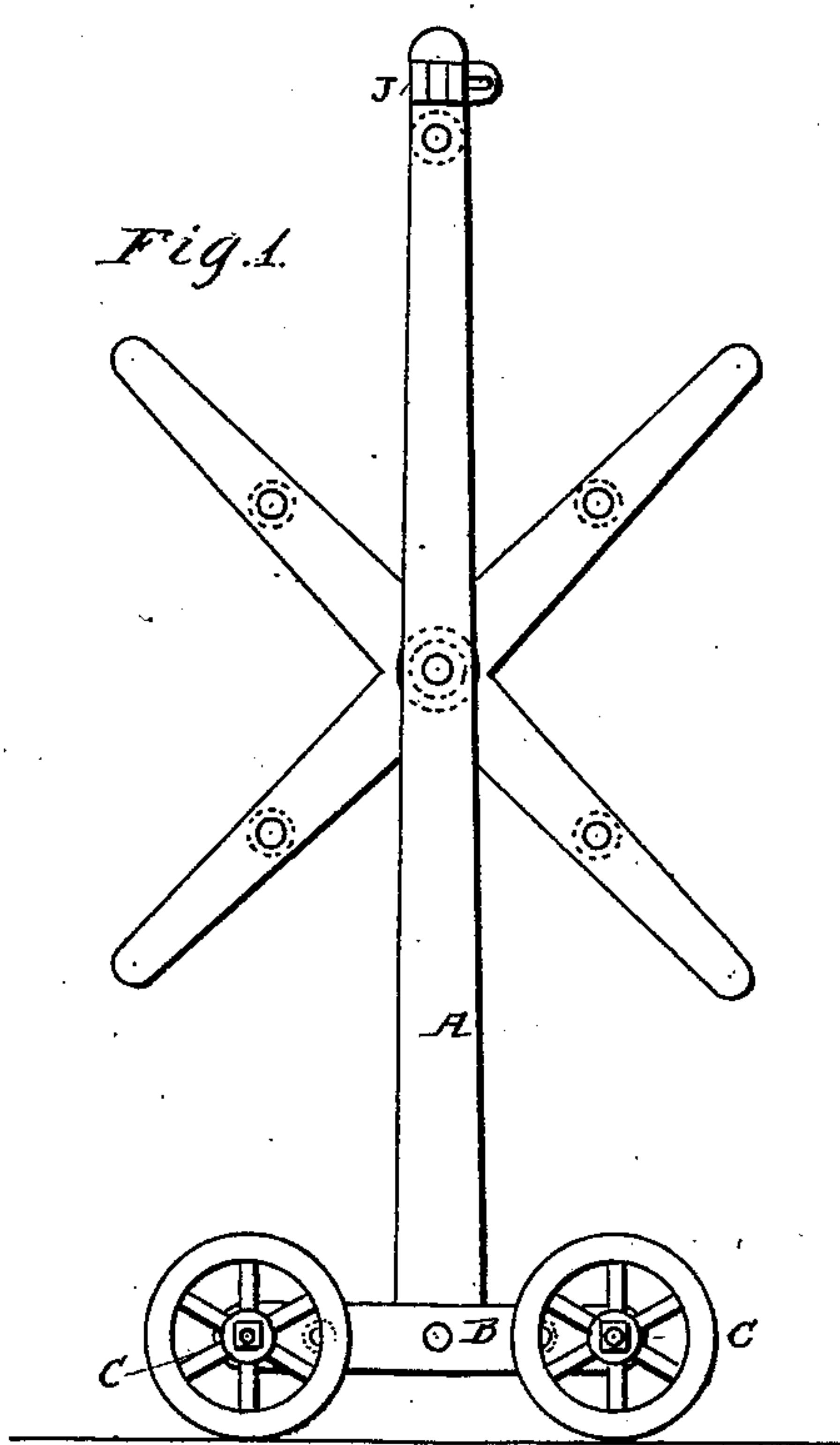


B. B. DOUGLAS.
HOSE-REELS.

No. 195,265.

Patented Sept. 18, 1877.



Attest:

George Thom
Frederic Benjamin

Inventor

B B Douglas
By his Attorney
Oliver Drake.

UNITED STATES PATENT OFFICE.

BAILEY B. DOUGLAS, OF NEWARK, NEW JERSEY, ASSIGNOR TO THE
RUBBER CLOTHING COMPANY, OF NEW YORK CITY.

IMPROVEMENT IN HOSE-REELS.

Specification forming part of Letters Patent No. **195,265**, dated September 18, 1877; application filed
August 7, 1877.

To all whom it may concern:

Be it known that I, BAILEY B. DOUGLAS, of the city of Newark, in the county of Essex and State of New Jersey, have invented certain new and useful Improvements in Garden Hose-Reels; and I do hereby declare that the following is a full, clear, and exact description thereof, which will enable others skilled in the art to which it appertains to make and use the same, reference being had to the accompanying drawings, and to the letters of reference marked thereon, which form a part of this specification.

The subject of this invention is an improvement in garden hose-reels, and a novel method of constructing them.

In the accompanying drawings, which form a part of this specification, Figure 1 is a side elevation of the improved portable fountain-stand or hose-reel. Fig. 2 is an end elevation of the same, and Fig. 3 represents the improved nozzle-holder used on this reel.

Like letters of reference in the several figures indicate like parts.

A A represent the standard or reel-carrier, of which there are two, at a suitable distance apart to admit the reel between them. These standards are framed into the bed-pieces B, and are properly secured. The standards and bed-pieces are held at the proper distances apart by the rungs E.

The bed-pieces B are supported on four wheels, said wheels being secured to said bed-pieces by the bolts C, which pass through the bed-pieces from side to side, and serve as axles upon which the wheels turn.

The four wheels, as described, make a broad ground-bearing, to prevent the reel from upsetting, and also make it convenient to move it from place to place by taking hold of the projections F F, which serve as handles. It is better when moving to throw the weight on only two of the wheels, as it then brings the standards A A at such an angle as to make it more readily moved.

The reel proper, on which the hose is wound, is made of two pieces on each side, said pieces being halved or lapped together and secured by screws, and are held apart and secured by the rungs a, which also serve as a barrel or cylinder on which the hose is reeled.

This reel has on each side of the arms a hub and collar, G G, combined. This hub or collar is secured to the arms, and the projection or hub serves as a journal on which the reel revolves, it being let into the standards, as represented by the dotted lines H. On one of the reel-arms is a clip or lug, I, to secure the butt of the hose when not in use. This is of such form that the hose, when compressed, will slip under it, and, when under, will assume its natural shape.

On one of the standards is a nozzle-holder, J, consisting of two shells, of such shape as to fit readily around the tapered nozzle on garden-hose, which is represented in Fig. 3. One of the shells or halves has a projection, having a slot to admit a stem, K, formed on the other half. This slot admits of a lateral movement of the two as secured on the standard, and by this means adapts it to any ordinary size of nozzle. The stem has a thread cut upon it, and a thumb-nut clamps the fixture to the standards, and also admits of the nozzle being elevated or depressed when using the machine as a fountain.

L represents a latch, formed of wire or other material, so attached to one of the standards that when the reel-arm is brought parallel to the standard it can be readily slipped over the same, and prevent the reel from turning when adjusting or moving it. When the latch is lifted, as represented by the dotted lines, the reel is released, and the latch drops down close to the standard, and is out of the way.

Having thus described my invention, what I claim as new, and desire to secure by Letters Patent, is—

The combination, in a garden hose-reel, of the standards A A, supported upon a four-wheeled truck, the bolts C, rungs E, nozzle-holder J, nut c, and latch L, when combined and arranged to operate as and for the purposes set forth.

In testimony that I claim the foregoing as my own I hereto affix my signature in presence of two witnesses.

BAILEY B. DOUGLAS.

Witnesses:

OLIVER DRAKE,
J. F. INSLEE.