

A. D. GROSE.
FLUTING AND POLISHING IRON.

No. 195,212.

Patented Sept. 18, 1877.

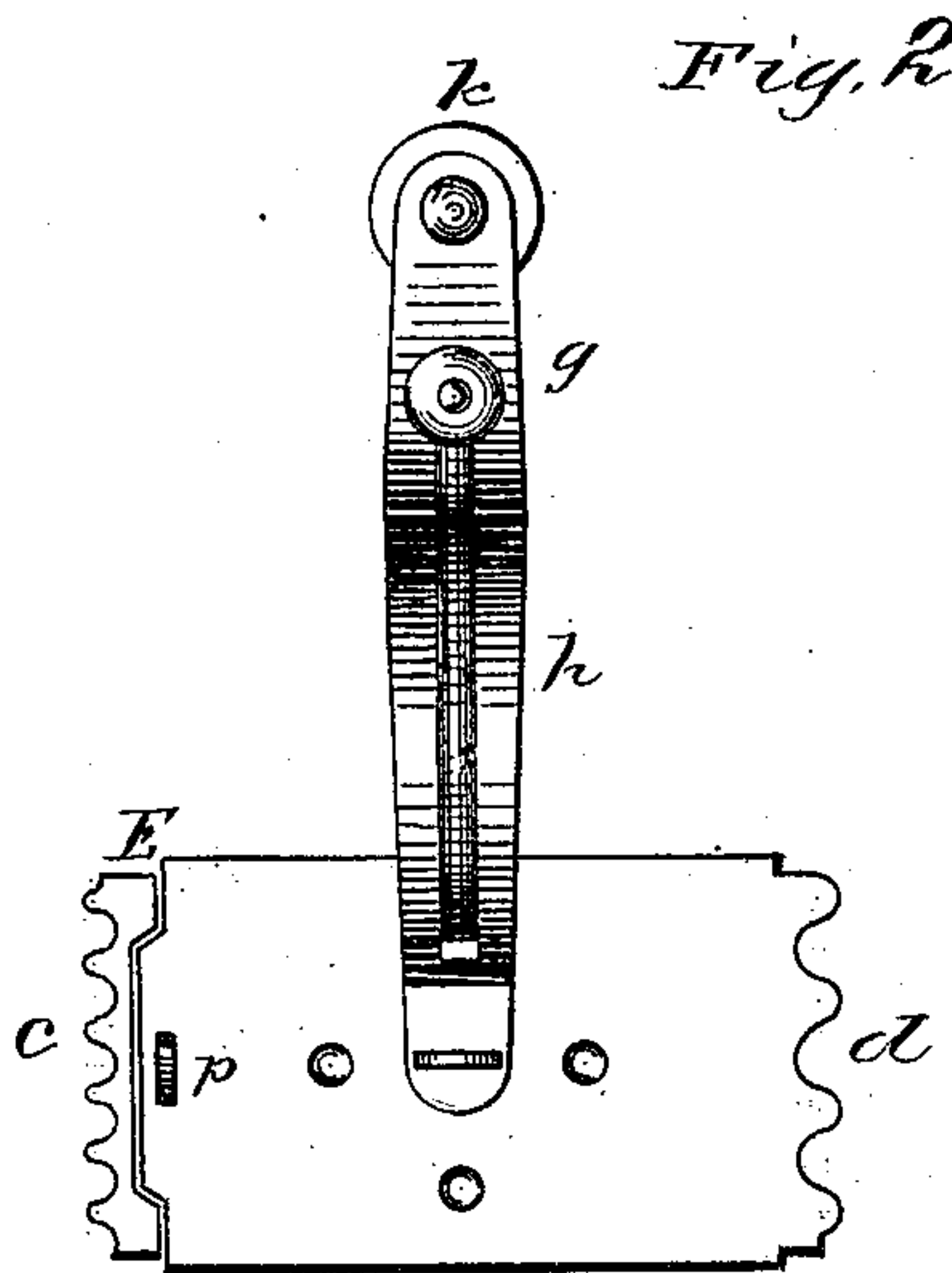
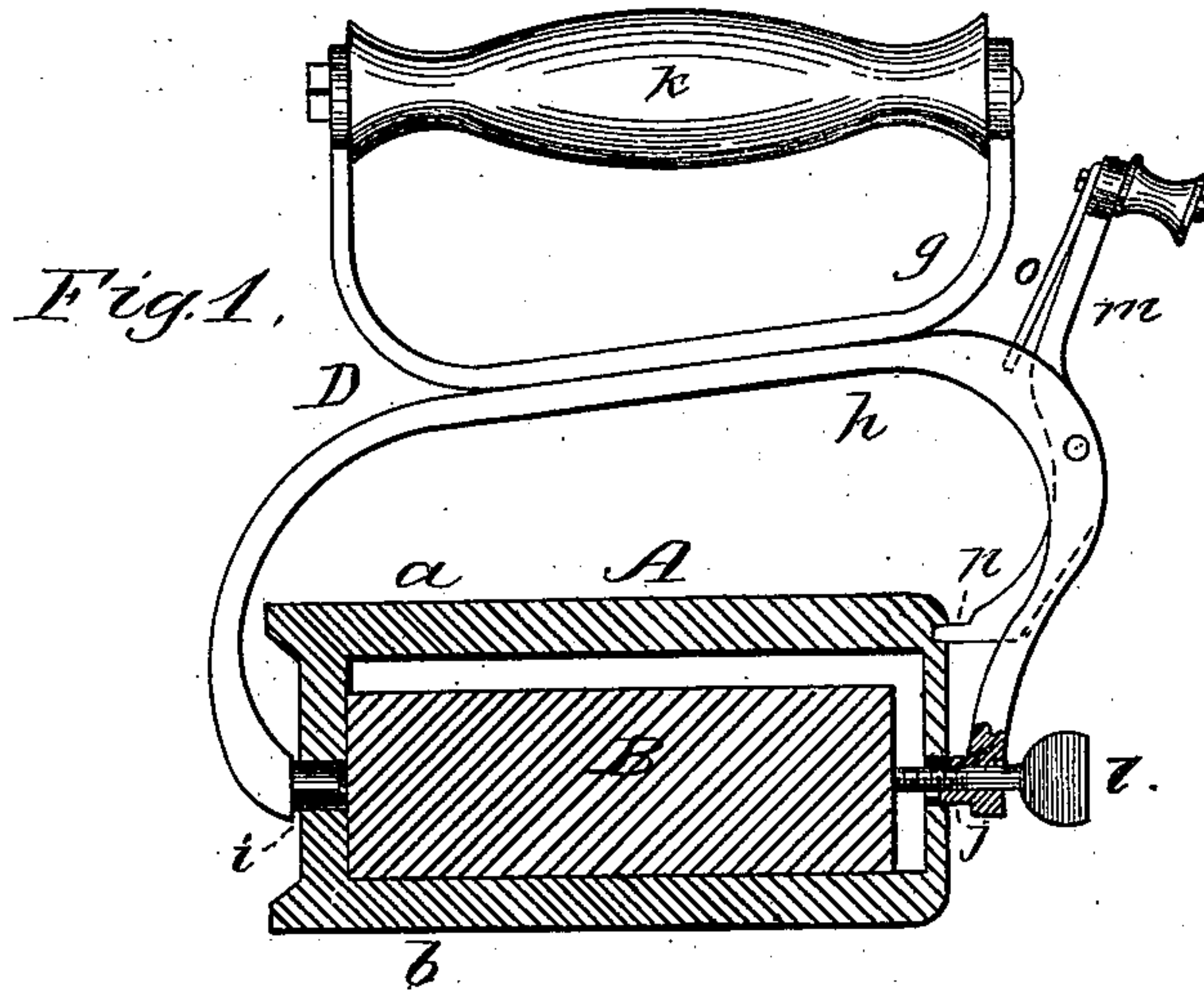



Fig. 3.



WITNESSES

Nat. E. Oliphant
J. P. Spencer

INVENTOR

Anda D. Grose,
per Chas. H. Fowler
Attorney.

UNITED STATES PATENT OFFICE.

ANDA D. GROSE, OF TILTON, KENTUCKY.

IMPROVEMENT IN FLUTING AND POLISHING IRONS.

Specification forming part of Letters Patent No. **195,212**, dated September 18, 1877; application filed June 23, 1877.

To all whom it may concern:

Be it known that I, ANDA D. GROSE, of Tilton, in the county of Fleming and State of Kentucky, have invented a new and valuable Improvement in Fluting and Polishing Irons; and I do hereby declare that the following is a full, clear, and exact description of the construction and operation of the same, reference being had to the annexed drawings, making a part of this specification, and to the letters and figures of reference marked thereon.

Figure 1 of the drawing is a representation of my invention, partly in section. Fig. 2 is an end view of the same. Fig. 3 is an end view of the fluting-plate.

This invention has relation to that class of polishing and fluting irons in which the same is heated by a metallic block placed therein; and the object and purpose of the present invention is to provide means whereby said heating-block is held stationary while the iron is in use, thereby preventing said block from the objectionable knocking and creating a current of air which would tend to force out the fine ashes on the goods being polished or fluted.

A further object of the invention is to construct the handle in two semicircular pieces of metal, so as to prevent the block from loosening as it cools and contracts, said handle acting as a spring for this purpose.

The combination and construction of the several parts, whereby these results are effected, will be hereinafter described, and subsequently pointed out in the claim.

In the accompanying drawings, A represents the sad-iron, of any suitable form, the

interior of which is hollow to receive a metallic heating plug or block, B. The iron A has two smoothing-surfaces, *a b*, and upon its sides two fluting-surfaces, *c d*, of different sizes, to correspond with the different-size flutes *e f* formed upon the sides of a fluting-plate, C.

To the iron A is suitably pivoted a handle, D, said handle being composed of two semicircular arms, *g h*, of metal. The arm *h* is attached to each end of the iron A at *i j*, and the upper arm, *g*, is connected to a wooden handle, *k*. This peculiar form of the handle prevents the block from loosening when cooling and contracting, as the heel, or that portion of the arm *h* which receives the set-screw *l*, acts as a spring to the same.

To prevent the iron from rocking or moving laterally, a lever-arm, *m*, is pivoted to the arm *h*, said lever-arm, upon its lower end, having a spur, *n*, engaging with a recess in the iron, and held there by a spring, *o*. The iron A has upon one of its sides a hinged door, E, which, when closed, is locked by a bolt or rod, *p*.

Having now fully described my invention, what I claim as new, and desire to secure by Letters Patent, is—

The handle D formed of sections or arms *g h* and set-screw *l*, in combination with iron A and block B, as described.

In testimony that I claim the above I have hereunto subscribed my name in the presence of two witnesses.

ANDA D. GROSE.

Witnesses:

D. D. SOUSLEY,
ROBERT CLINKINBEARD.