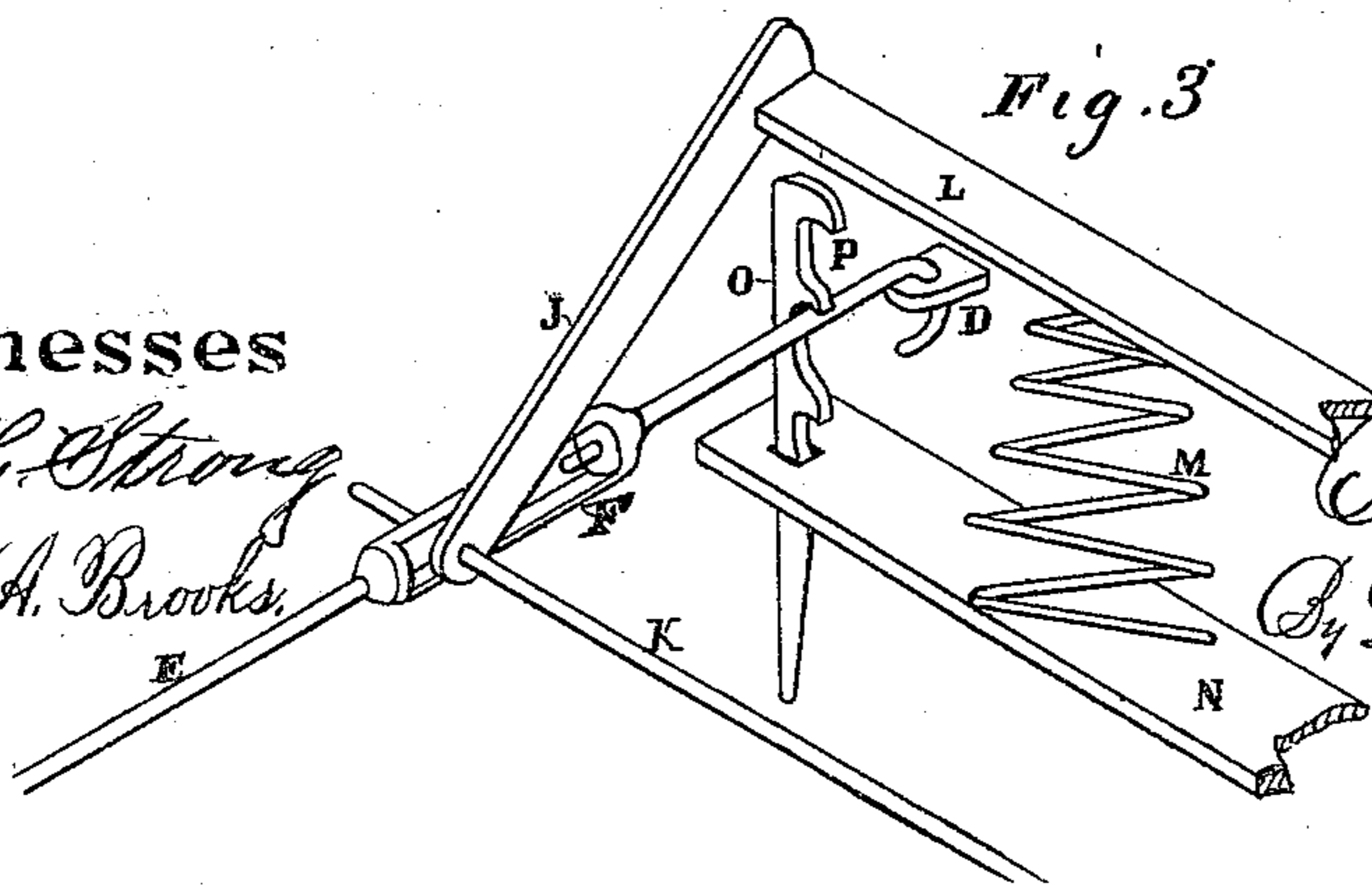
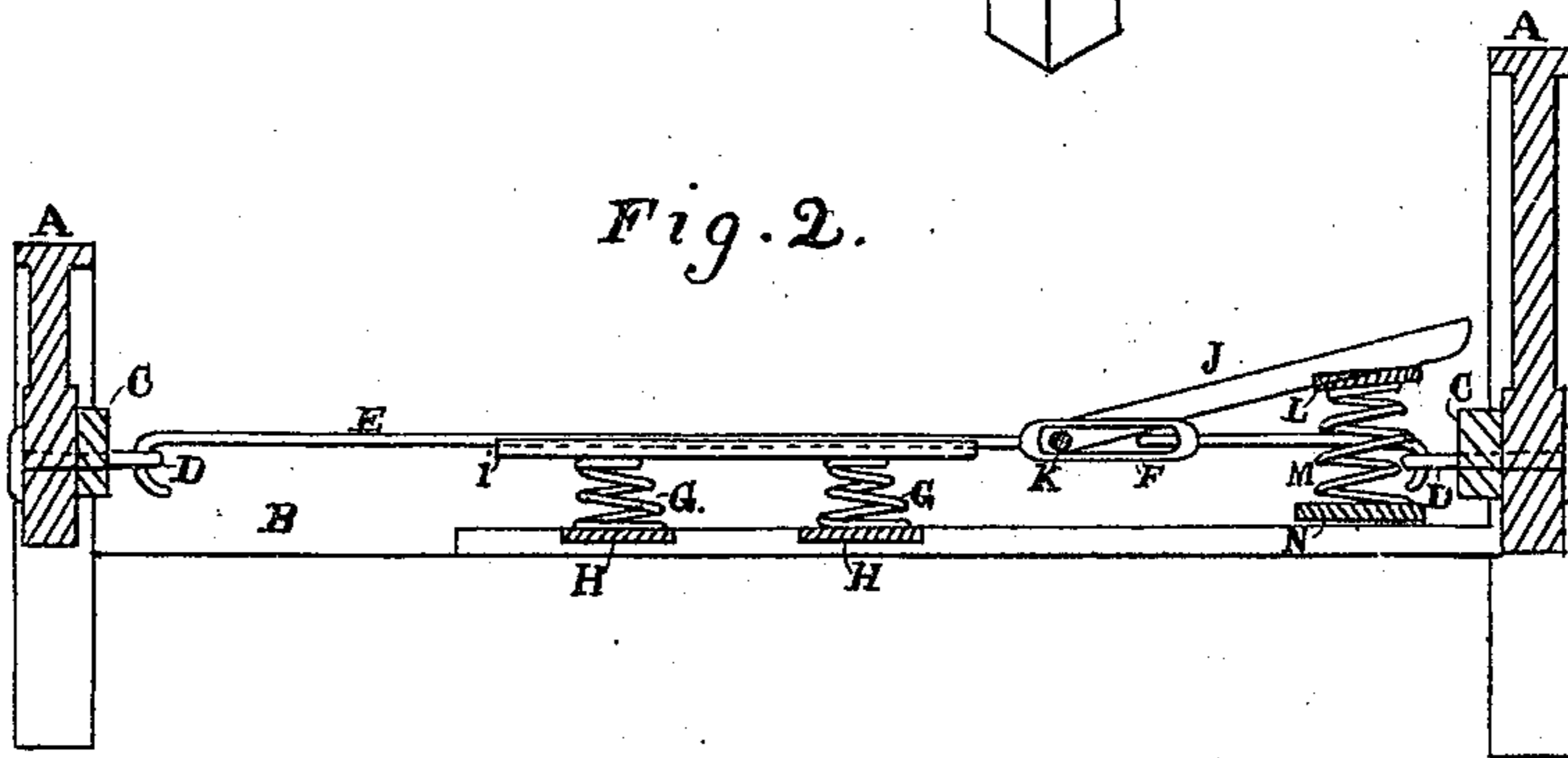
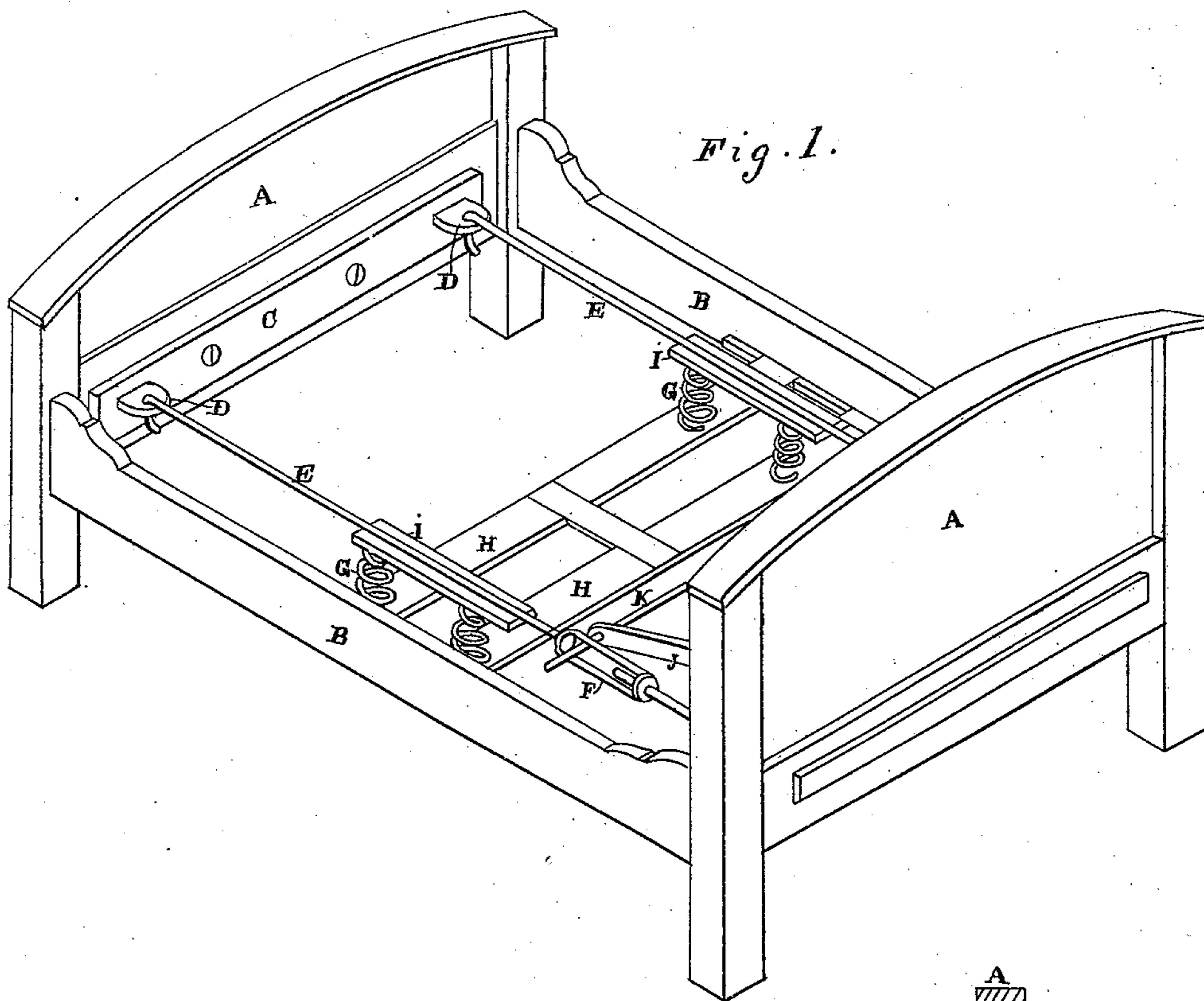


B. ESSIG.
BED-BOTTOMS.

No. 194,811.

Patented Sept. 4, 1877.



Witnesses
Geo. H. Strong
Frank A. Brooks.

Inventor
Bartholomew Essig
By Dewey & Co.
Atty.

UNITED STATES PATENT OFFICE.

BARTHOLOMEW ESSIG, OF SACRAMENTO, ASSIGNOR OF ONE-HALF HIS
RIGHT TO C. C. WILSON AND A. SIMONTON, OF EL DORADO COUNTY,
CALIFORNIA.

IMPROVEMENT IN BED-BOTTOMS.

Specification forming part of Letters Patent No. 194,811, dated September 4, 1877; application filed
April 24, 1877.

To all whom it may concern:

Be it known that I, BARTHOLOMEW ESSIG, of the city and county of Sacramento and State of California, have invented an Improved Bed; and I do hereby declare the following to be a full, clear, and exact description thereof, reference being had to the accompanying drawings.

My invention relates to a novel construction for bed-bottoms of strips centrally secured to the inside of the ends of the bedstead, in combination with rods secured to their outer ends, and uniting the head and foot of a bedstead, so as to give them an elastic attachment.

My invention also relates to a novel method of elevating and depressing the head of the bed for invalid or other purposes.

Referring to the accompanying drawings for a more complete explanation of my invention, Figure 1 is a perspective view of my bed with the mattress removed. Fig. 2 is a longitudinal section. Fig. 3 is a view showing the adjustment of the head of the mattress.

A A are the head and foot pieces, and B the side rails, of a bedstead. Horizontal strips C are secured to the head and foot boards, and these strips have two or more staples or receivers D into which the hooks at the ends of the rods E are hooked or secured. These strips are secured to the end pieces of the bedstead at points near their centers, and the wires or rods E are secured at or near the ends of said strips, as shown, so that there will be a certain amount of elasticity in the strips as well as the rods. Turn-buckles F serve to adjust the strain upon the rods so as to increase or diminish the elasticity of the bed. Spiral springs G rest upon cross-bars at H, and these springs support longitudinal strips I, which are grooved so as to allow the rods E to rest in them at points near the center or where the most weight will probably rest.

The rods being hooked into the eyes or sockets and screwed up to a proper tension, it will be seen that they act at once as a bedstead-fastening, and serve to hold the parts firmly together.

By their attachment to the cross-strips C and the support of the spiral springs G, a sufficient amount of elasticity is gained to make

the whole surface of the mattress elastic, while at the same time there will be no depression at any one point.

In order to render the head adjustable I secure this portion of the mattress to wooden strips J. A rod, K, passes through one end of these strips, and may rest upon the spring-rods E, or it may simply pass through the turn-buckles, as shown. The opposite ends of the strips are secured to a cross-bar, L, which rests upon spiral springs M, and these springs in turn are supported upon a bar, N. Through this bar N two levers, O, pass, and the sides of these levers have notches P, which can be hooked upon the rods E. It will now be seen that the frame composed of the bars L N J and the springs M can be easily raised, so as to cause the head end of the mattress to stand at any desired angle with the remainder, by simply hooking any of the notches P upon the rods E.

Any suitable arrangement of cords or levers may be employed to operate the levers O, so that the occupant of the bed can easily adjust it to suit himself.

Having thus described my invention, what I claim as new, and desire to secure by Letters Patent, is—

1. The longitudinal rods E, uniting the head and foot of a bedstead, in combination with the strips C, centrally secured to the inside of the ends of the bedstead, and having the rods E secured to their outer ends, so as to give them an elastic attachment, substantially as herein described.

2. The longitudinal spring-rods E, uniting the ends of the bedstead, in combination with the spiral springs G and longitudinal supports I, substantially as and for the purpose described.

3. The head or pillow frame J L N and springs M, in combination with the transverse rod K, and the levers O notched at P, and constructed to raise and lower and adjust the angle of the head of the mattress, substantially as herein described.

In witness whereof I have hereunto set my hand and seal.

BARTHOLOMEW ESSIG. [L. s.]

Witnesses:

FRANK A. BROOKS,
O. T. STACY.