

L. FALK.
SECTIONAL FOLDING FLOWER-STANDS.

No. 194,663.

Patented Aug. 28, 1877.

Fig. 1.

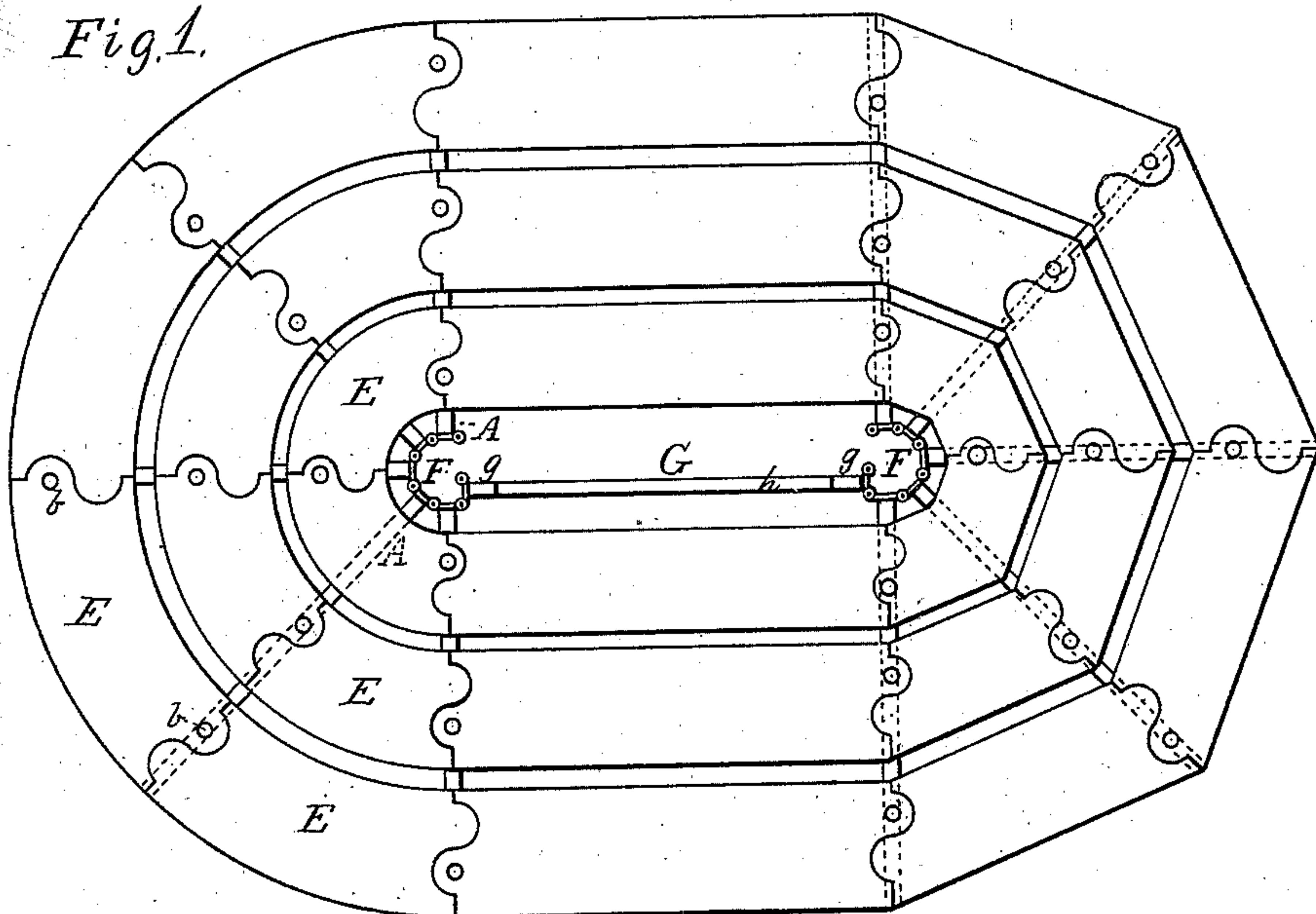


Fig. 3.

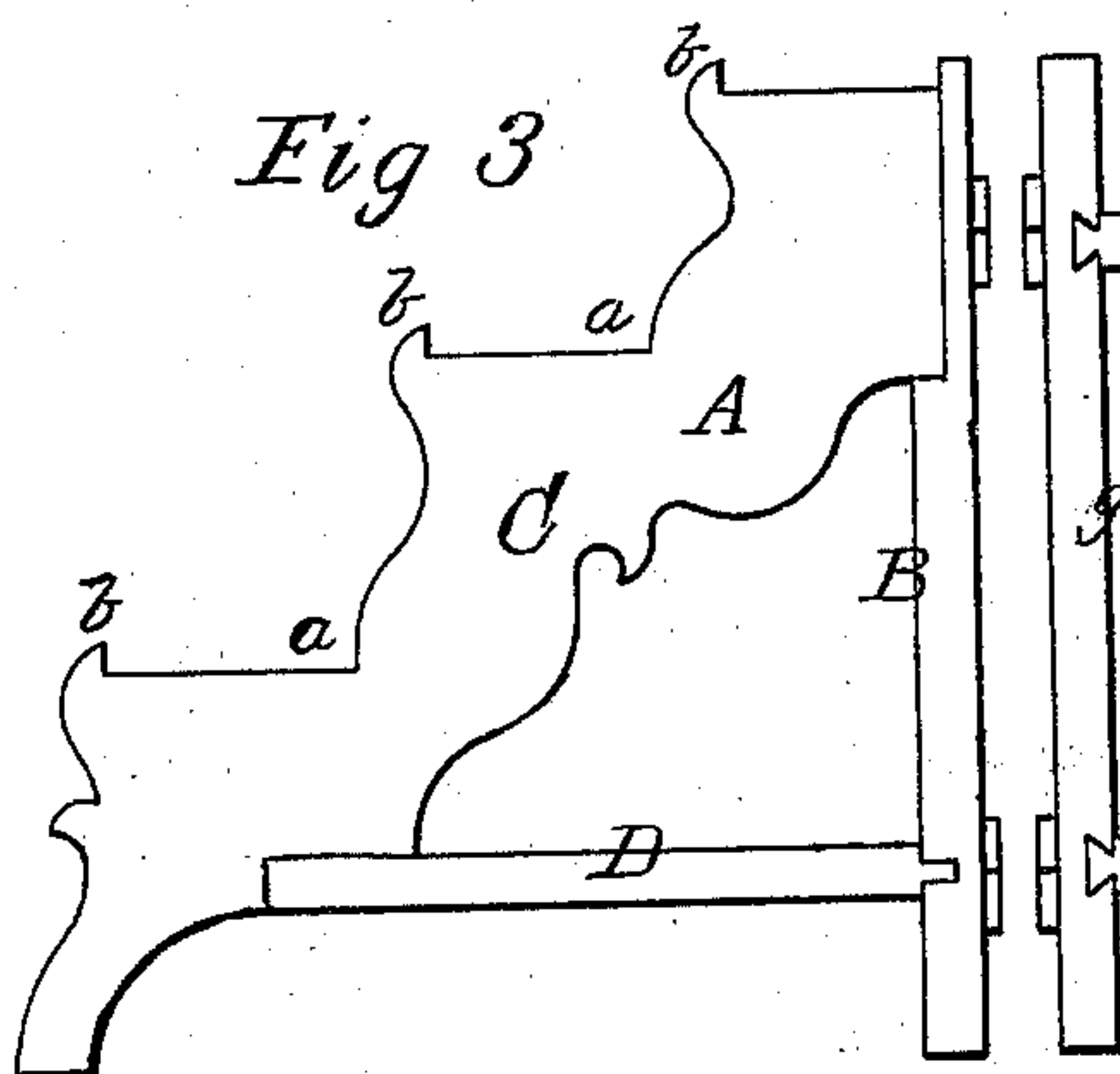


Fig. 4.

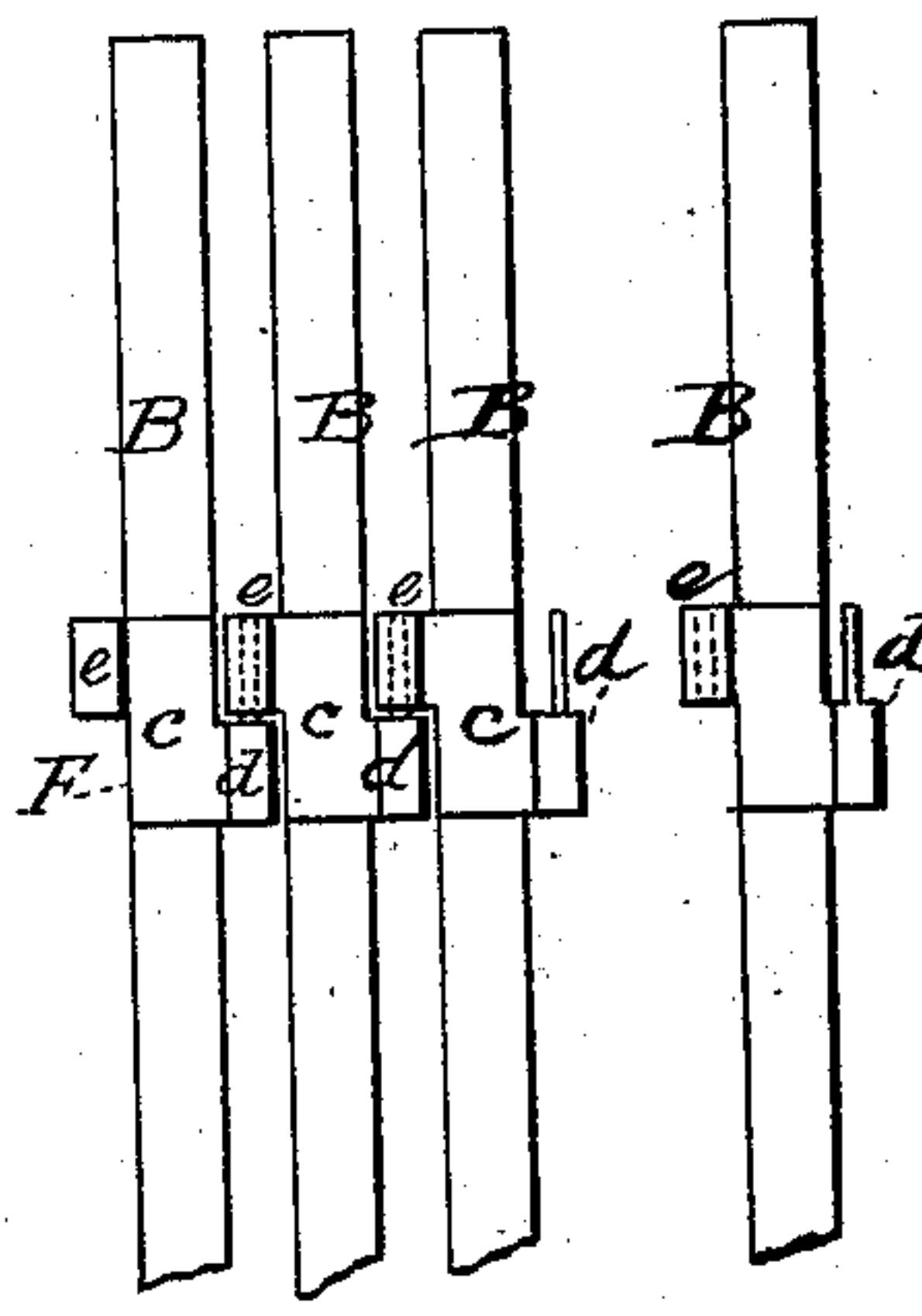
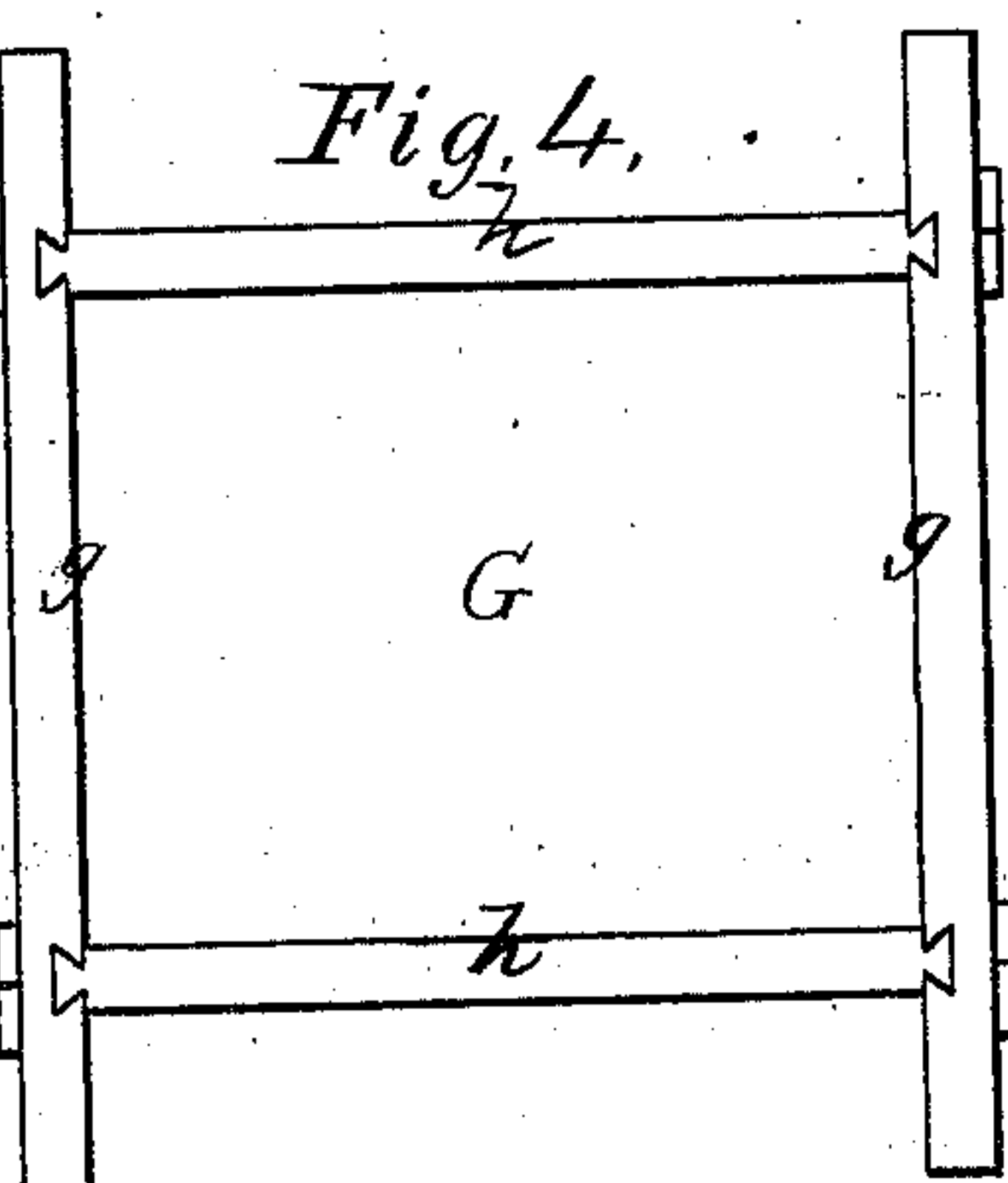
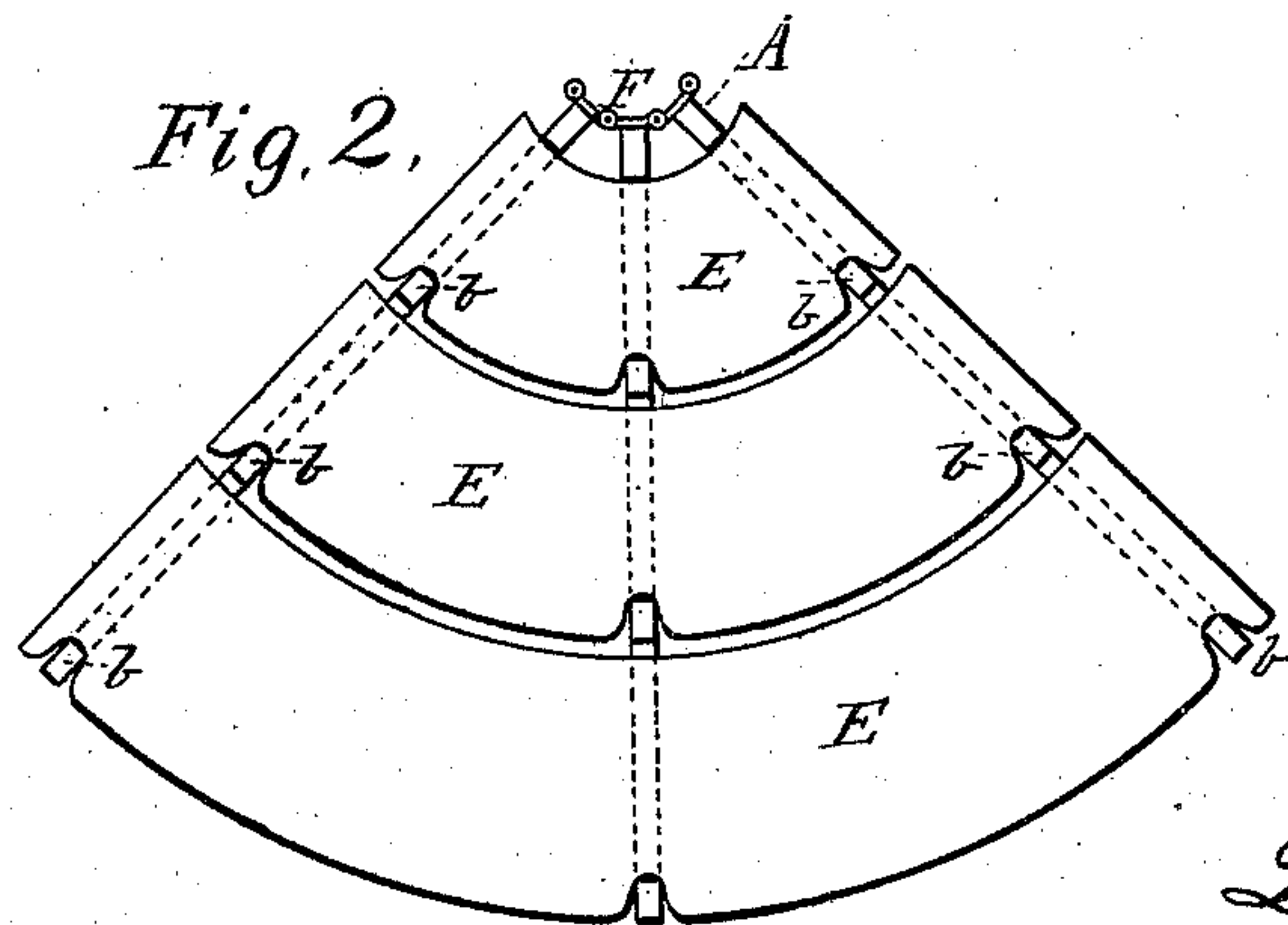


Fig. 5.

Fig. 2.



WITNESSES

Villette Anderson,
Walter C. Masi

INVENTOR

Louis Falk,
by E. W. Anderson,
ATTORNEY.

UNITED STATES PATENT OFFICE.

LOUIS FALK, OF MORRISANIA, NEW YORK.

IMPROVEMENT IN SECTIONAL FOLDING FLOWER-STANDS.

Specification forming part of Letters Patent No. 194,663, dated August 28, 1877; application filed February 3, 1877.

To all whom it may concern:

Be it known that I, LOUIS FALK, of Morrisania, in the county of New York and State of New York, have invented a new and valuable Improvement in Sectional Folding Flower-Stands; and I do hereby declare that the following is a full, clear, and exact description of the construction and operation of the same, reference being had to the annexed drawings, making part of this specification, and to the letters and figures of reference marked thereon.

Figure 1 of the drawings is a representation of a plan view of this invention, showing the sections arranged in an endless manner. Fig. 2 is a plan view, showing three supports and shelves. Fig. 3 is a side view of a shelf-support. Fig. 4 is a side view of the square frame. Fig. 5 represents the rear edges of the supports, showing the links of the upper hinge.

This invention has relation to folding stands for flowers and other articles; and it consists in the construction and novel arrangement of the adjustable, detachable, and radially-folding supports hinged together side by side, and the loose or detachable shelves adapted thereto, as hereinafter shown and described.

In the accompanying drawings, the letter A designates the shelf-supports. These are in the construction illustrated, each formed by connecting to an upright, B, in the same plane an oblique board, C, having a series of step-notches, *a*, cut in its upper edge. Their lower ends are connected and braced by a horizontal bar, D. The horizontal edges of the notches *a* are designed to receive the shelves E, and are provided with stops or projections *b*, whereby these shelves are prevented from becoming displaced when adjusted thereon.

The supports A are connected together edge to edge by means of the endless loose butt-hinge F, whereof each link *c* consists of a plate having on the lower part of one edge a pintle-lug, *d*, and on the upper part of the opposite edge a barrel-lug, *e*. To each upright B, and on the rear edge thereof, are secured two of these links—one near its foot and the other near its upper end. The width of these plate-links is proportioned to the thickness of the upright, so as to bring the axes

of the pintle and barrel in line with the opposite corners thereof. The plates are secured to the upright by screws.

The supports A are hinged together by these links side by side in the manner of the leaves of a book, and are designed to be opened out radially, forming a compound stand, in which the supports brace each other, and which has a broad and secure foundation. In this position the supports are ready to receive the shelves, which may be straight or curved.

In connection with the shelf-supports A, I design to provide a square support or frame, G, consisting of uprights *g* and transverse braces *h*. The uprights *g* are provided with links *c* of the endless hinge to engage with the links of the supports A. By employing frames G of different lengths and straight shelves, rack-stands of various sizes may be formed. By combining the radially-folding supports A and the straight frame G in different ways a variety of forms of stands may be made. Shelf-sections E may be formed with interlocking ends, as shown in Fig. 1 of the drawings, so as to engage each other at the point on the step of the support, and form a continuous shelf.

When not in use the shelf can be lifted from the supports and the latter folded together, and with the shelves laid away in small compass.

What I claim as new, and desire to secure by Letters Patent, is—

1. The flower-stand, consisting of the radially-folding supports A, hinged side by side, and provided with stops or projections *b*, and the detachable sectional shelves E, provided with recesses for engaging said projections, substantially as specified.

2. The combination, with the radially-folding supports A and the square support G, all provided with hinge-links *c*, of the shelves E, substantially as specified.

In testimony that I claim the above I have hereunto subscribed my name in the presence of two witnesses.

LOUIS FALK.

Witnesses:

JOHN J. BLAUVELT,
C. E. REYNOLDS.