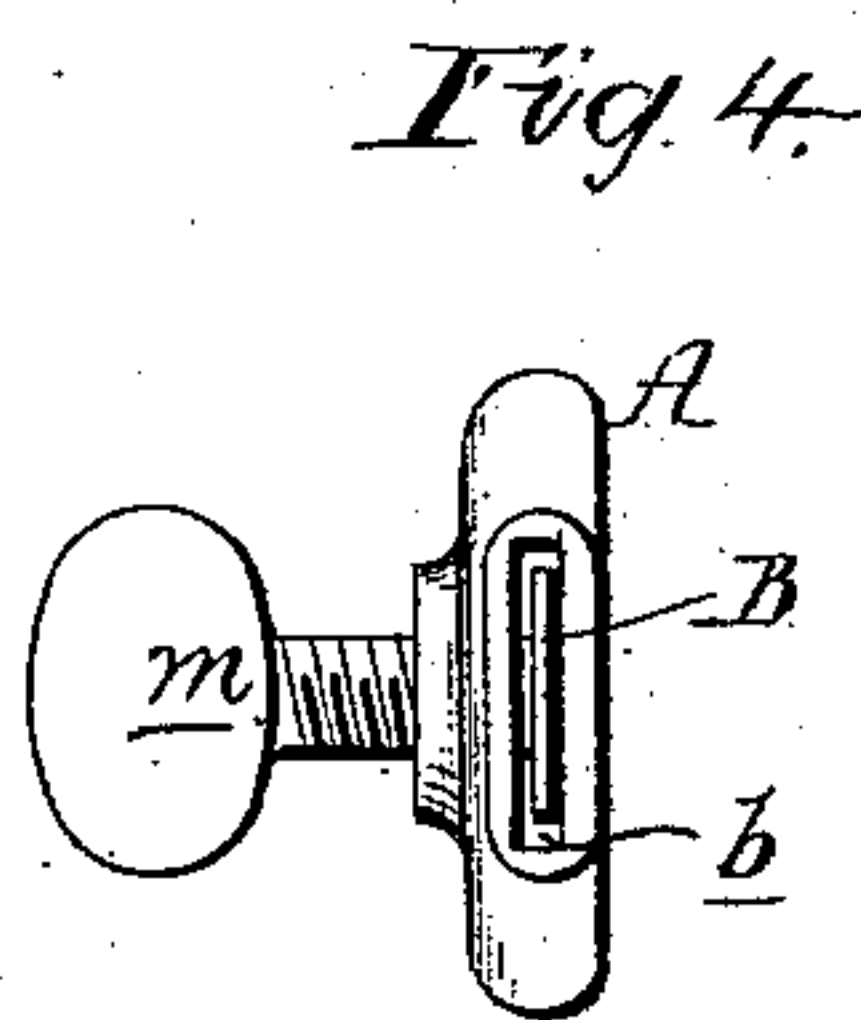
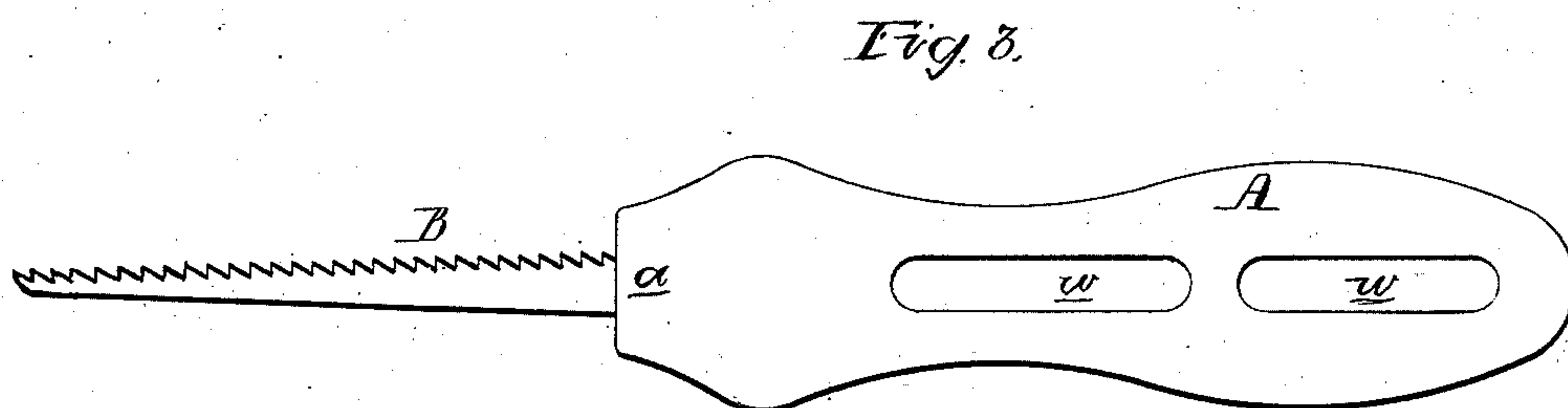
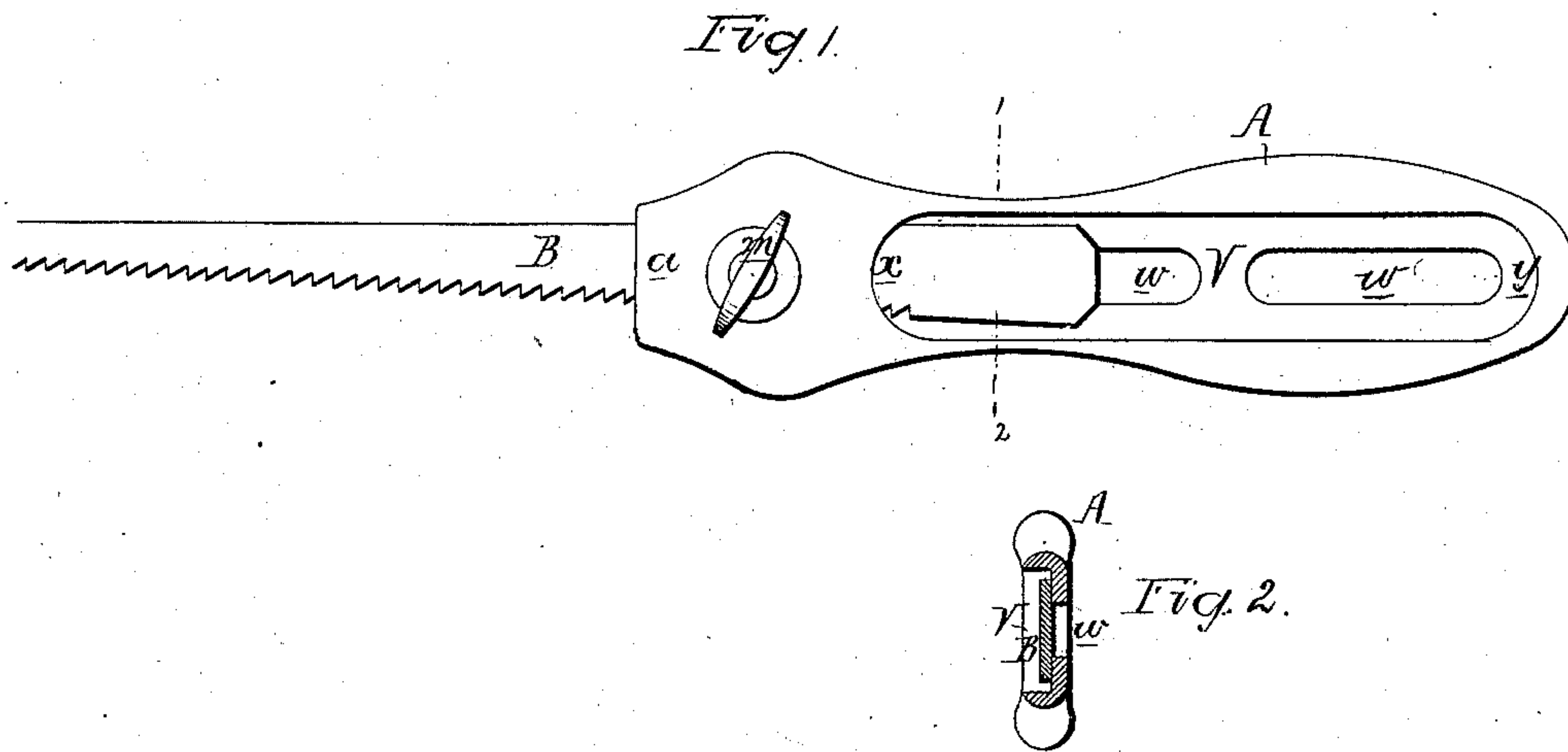


H. DISSTON & J. H. VANDEGRIFT.
SAW-HANDLE.

No. 194,659.

Patented Aug. 28, 1877.



Witnesses
Harry Howson Jr.
Harry Smith

Inventor
Henry Disston
and John H. Vandegrift
by their Attorneys
Howson and Son

UNITED STATES PATENT OFFICE.

HENRY DISSTON AND JOHN H. VANDEGRIFT, OF PHILADELPHIA, PENNSYLVANIA, ASSIGNORS TO HENRY DISSTON, HAMILTON DISSTON, AND ALBERT H. DISSTON, OF SAME PLACE.

IMPROVEMENT IN SAW-HANDLES.

Specification forming part of Letters Patent No. 194,659, dated August 28, 1877; application filed May 2, 1876.

To all whom it may concern:

Be it known that we, HENRY DISSTON and JOHN H. VANDEGRIFT, of Philadelphia, Pennsylvania, have invented certain Improvements in Handles for Key-Hole Saws, of which the following is a specification:

The object of our invention is the economical construction of that class of key-hole saws in which the blade can be so constructed as to project more or less from the handle.

In the accompanying drawing, Figure 1 is a side view of our improved key-hole saw; Fig. 2, a transverse section on the line 1 2; Fig. 3, a rear view of the handle; and Fig. 4, an end view of the same, looking in the direction of the arrow.

The handle A is made of cast-iron, and has a recess, V, extending from *x* to *y*, Fig. 1, for the reception of the blade B, which is introduced through a slot, *b*, in the front end *a* of the handle, and which is confined by a set-screw, *m*. After loosening this screw the blade can be pushed inward or pulled outward, and may be secured after adjustment by tightening the screw.

In using key-hole saws the outer portion only of the blade is often made to operate on the wood, in which case it is important that the handle should be near the point of action,

so that there may be no yielding of the blade; hence, when the outer portion of the blade only has to be used, the inner portion may be thrust into the handle, as shown in Fig. 2, thereby insuring a proper rigidity of that portion of the blade which is in use.

It will be noted that the blade in no way interferes with the convenient manipulation of the handle, the latter being recessed, as shown in Fig. 2, for the reception of the blade.

If desired, openings *w w* may be made in the rear of the handle, to lighten the same.

We do not desire to claim, broadly, a key-hole saw, in which the blade is adjustable in the handle; but

We claim as our invention—

The cast-iron handle A, the recess V on one side of the said handle, the slot *b* communicating with the said recess, and the set-screw *m*, all constructed as set forth.

In testimony whereof we have signed our names to this specification in the presence of two subscribing witnesses.

HENRY DISSTON.
JOHN H. VANDEGRIFT.

Witnesses:

A. H. SHOEMAKER,
GEO. GANDY.