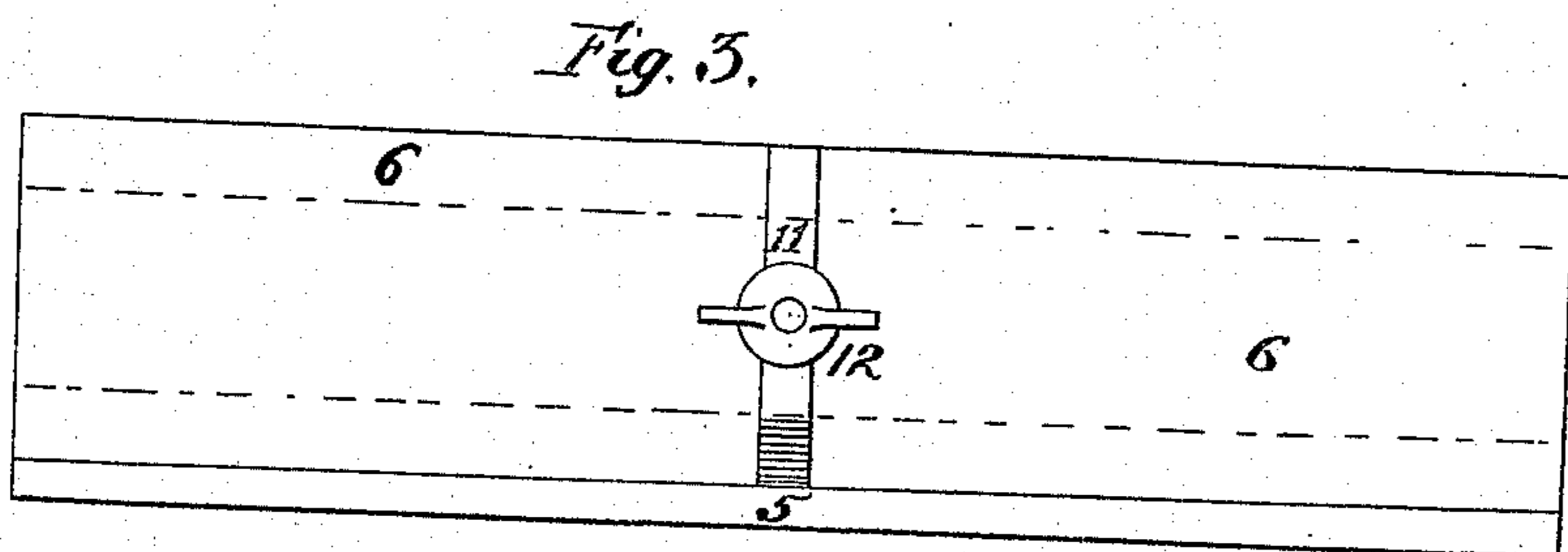
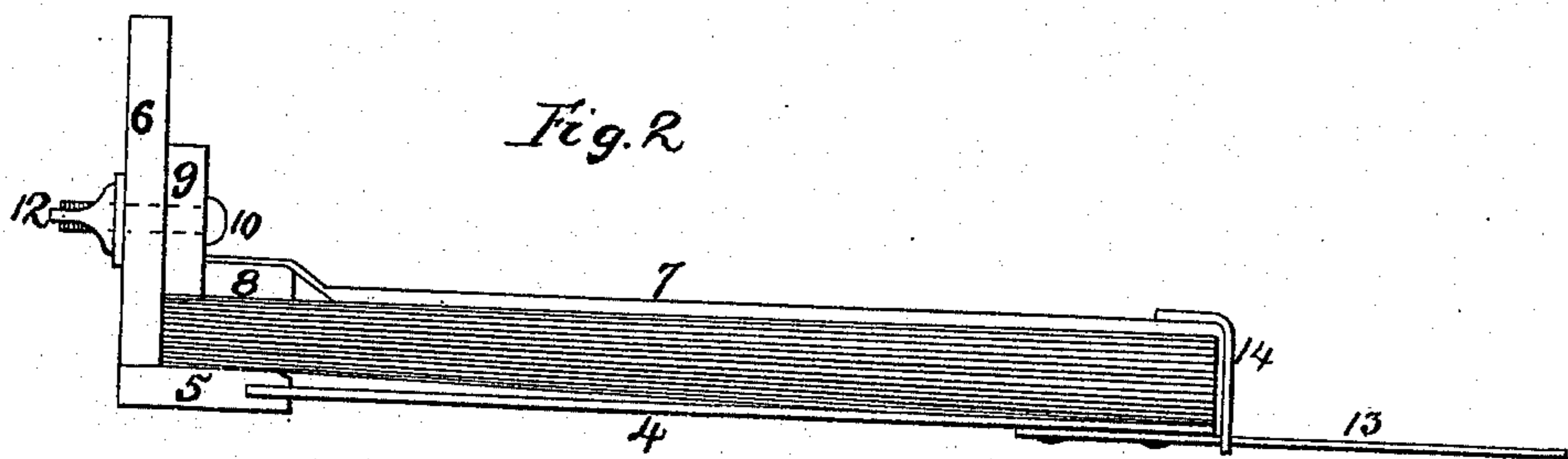
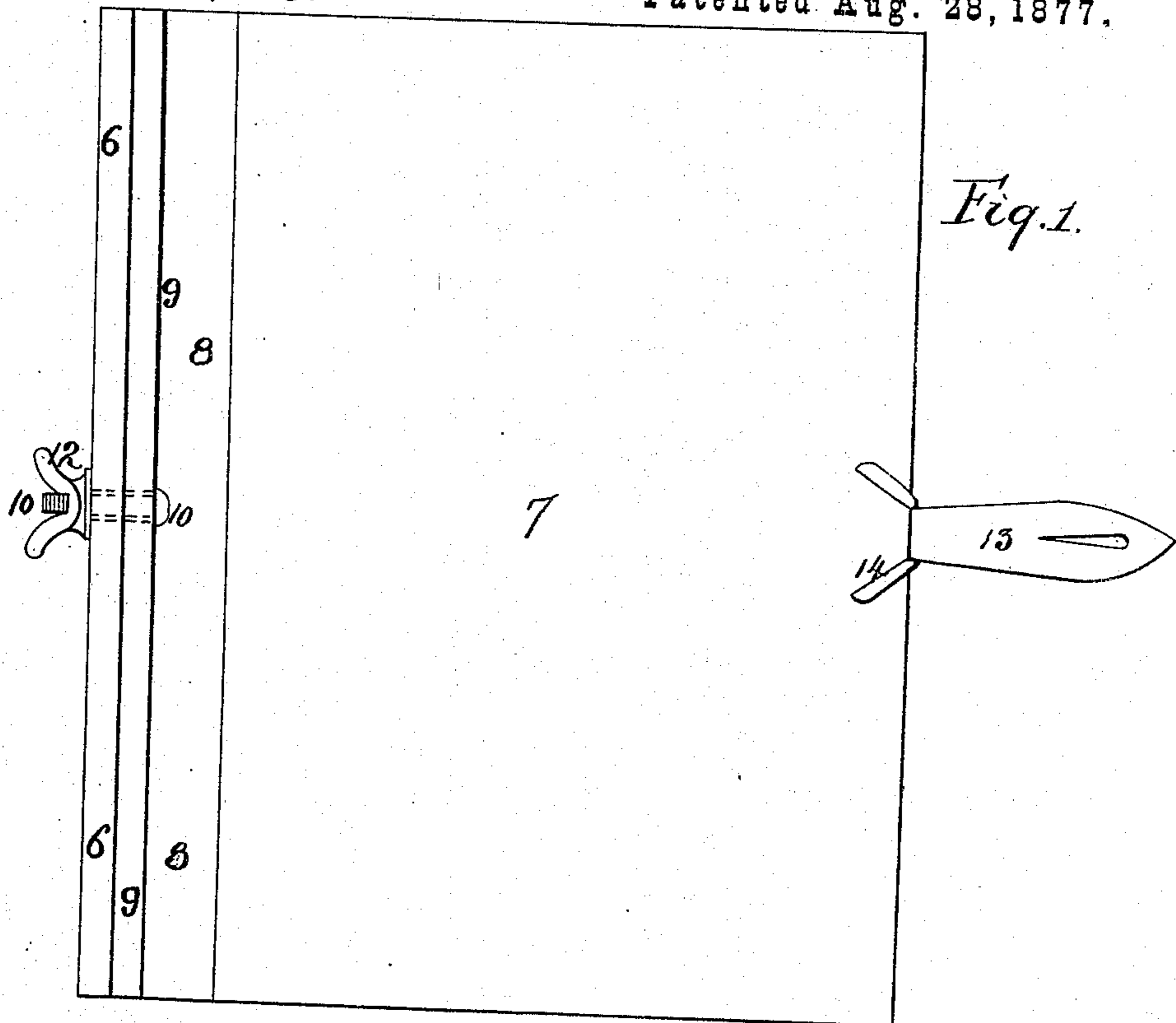


E. CASPER.  
TEMPORARY-BINDERS.

No. 194,648.

Patented Aug. 28, 1877.



Witnesses  
Jas. L. Skidmore,  
A. M. Bright.

Inventor Edward Casper  
by his attorneys  
Houston and Son

# UNITED STATES PATENT OFFICE.

EDWARD CASPER, OF LONDON, ENGLAND, ASSIGNOR TO FRANCIS CLIFFORD DE LOUSADA, OF SAME PLACE, AND WILLIAM DUNDAS SCOTT MONCRIEFF, OF GLASGOW, SCOTLAND.

## IMPROVEMENT IN TEMPORARY BINDERS.

Specification forming part of Letters Patent No. 194,643, dated August 28, 1877; application filed August 1, 1877. Patented in England, December 12, 1876, for fourteen years.

*To all whom it may concern:*

Be it known that I, EDWARD CASPER, of London, England, have invented certain Improvements in Temporary Binders for retaining letters, bills, music, periodicals, and other papers or documents, of which the following is a specification:

The object of my invention is the preservation of series of letters, bills, and other papers or documents in regular order, and in a manner admitting of individual papers being easily and conveniently referred to at any time without interfering with their secure retention.

This object I attain by an improved construction of holder, hereinafter particularly described with reference to the accompanying drawings, the essential and most distinctive feature of such holder being a clip, which, while itself fixed by a clamping-screw at a point to suit the quantity of papers retained, is of such a form as, by such fixing operation, to have its compressing action on the papers increased. The clip compresses the parts of the papers near one edge, and has a flap loosely attached to it to cover the papers, but which can be easily turned back for reference to them.

Figure 1 is a face view of the holder. Fig. 2 is an edge view, and Fig. 3 is a back view.

The holder consists of a back or stationary part and a movable part, the back being made up of a board or plate, 4, of mill-board or metal, or other suitable material, rigidly fixed to a strong piece, 5, of wood or metal, which has securely fixed to it, or formed in the same piece with it, an erect or projecting piece, 6, forming a right angle with it. The movable part consists of a flap, board, or plate, 7, of mill-

board or metal, or other suitable material, attached by cloth or other flexible material, acting as a hinge to the clip 8 9, which consists of two parts nearly at angles to each other, and made of wood or metal. A metal screw-pin, 10, is fixed to the erect part 9 of the clip, and this screw-pin passes through a slot, 11, formed for it in the erect part 6 of the back, and a nut, 12, is screwed upon it externally.

The angle formed between the bottom part 8 and erect part 9 of the clip is made slightly greater than the internal angle between the bottom part 5 and erect part 6 of the back, and when papers are put in between the back-board 4 and the flap 7, and the clip 8 9 is held down upon them while the screw-nut 12 is being tightened, the nipping pressure of the outer edge of the bottom part 8 of the clip is increased. A tongue, 13, of leather or other suitable material, is attached to the back-board 4, by which to suspend the holder on a nail or hook, and the flap is held closed by an elastic loop, 14, through which the tongue 13 passes.

I claim as my invention—

The combination of the right-angled parts 5 6 with the adjustable clip, having right-angled, or nearly right-angled, parts 8 9, and with boards or flaps 4 7, the clip being fixed by the clamping-screw 12, and the whole forming a holder for papers and documents, substantially as set forth.

In testimony whereof I have signed my name to this specification in the presence of two subscribing witnesses.

EDWARD CASPER.

Witnesses:

JAMES BURBRIDGE,  
FREDERICK SCHOFIELD.