

S. SHAW.
SHOE-BRUSHES.

No. 194,620.

Patented Aug. 28, 1877.

Fig. 1.
h

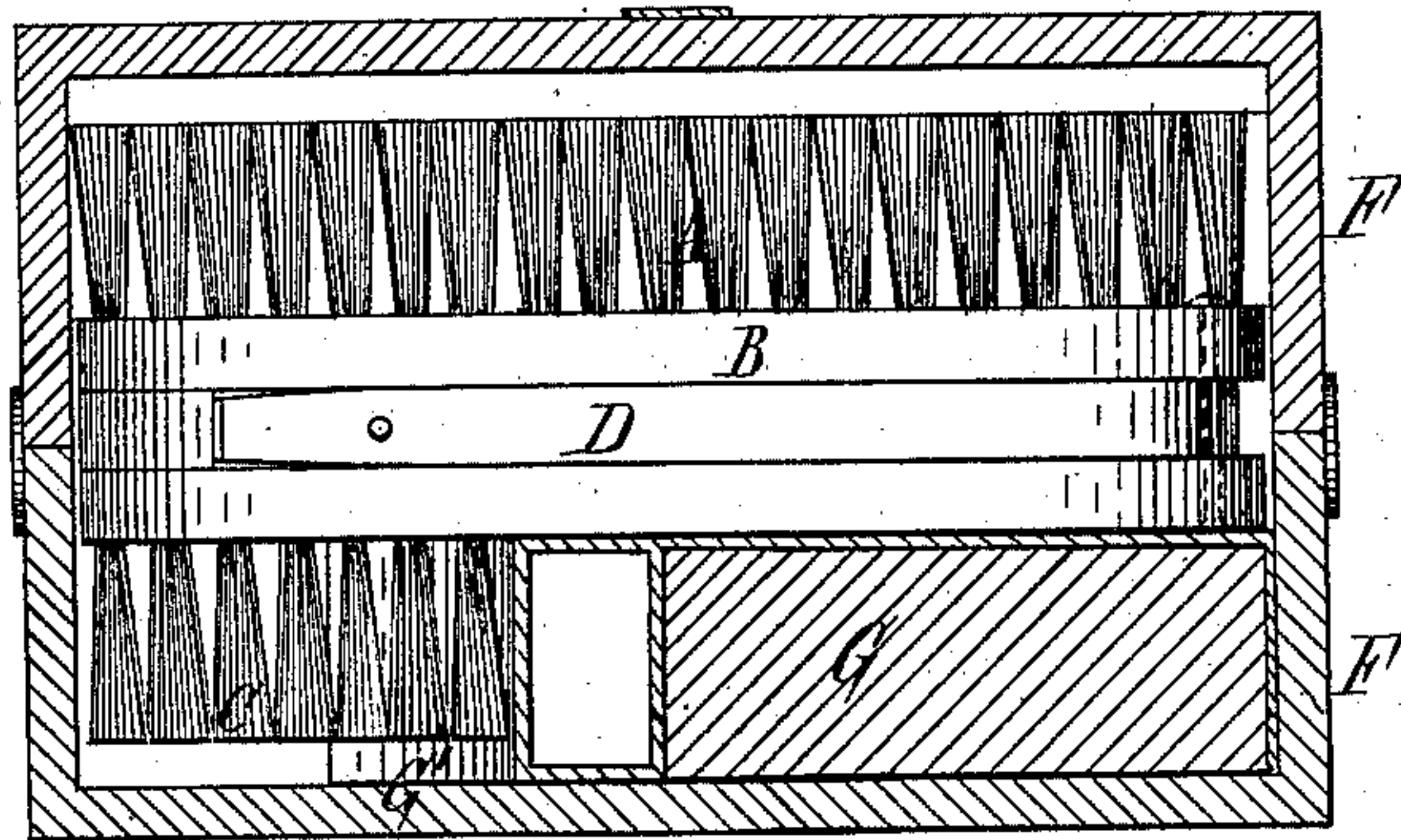


Fig. 2.

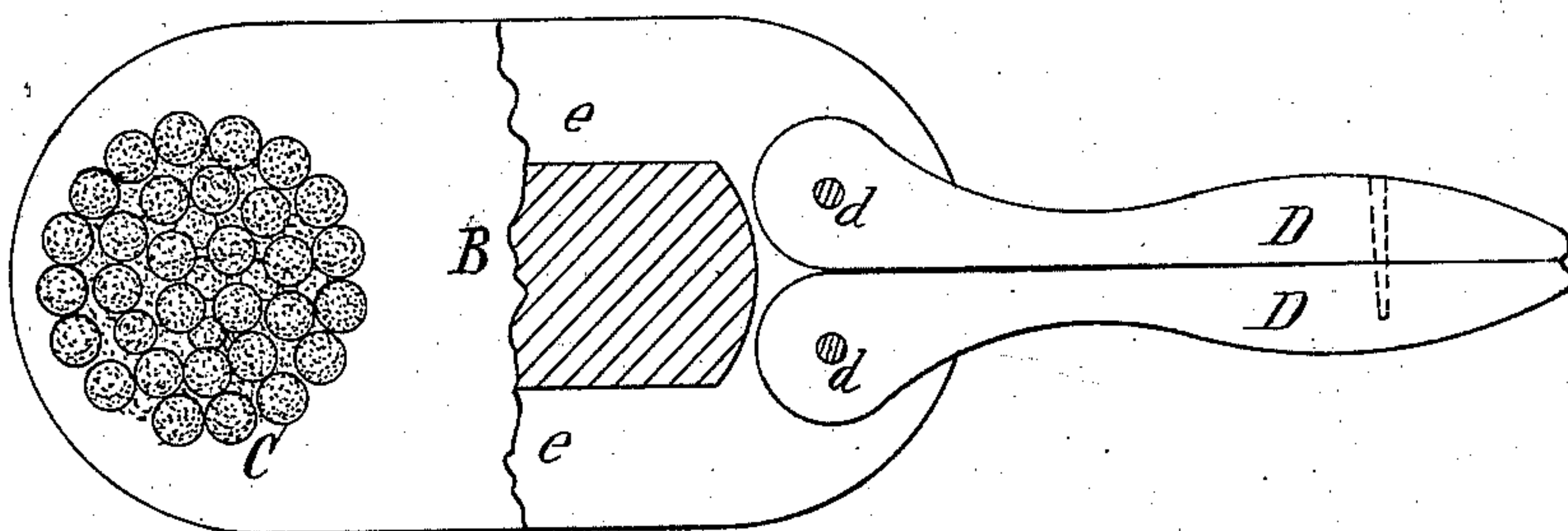
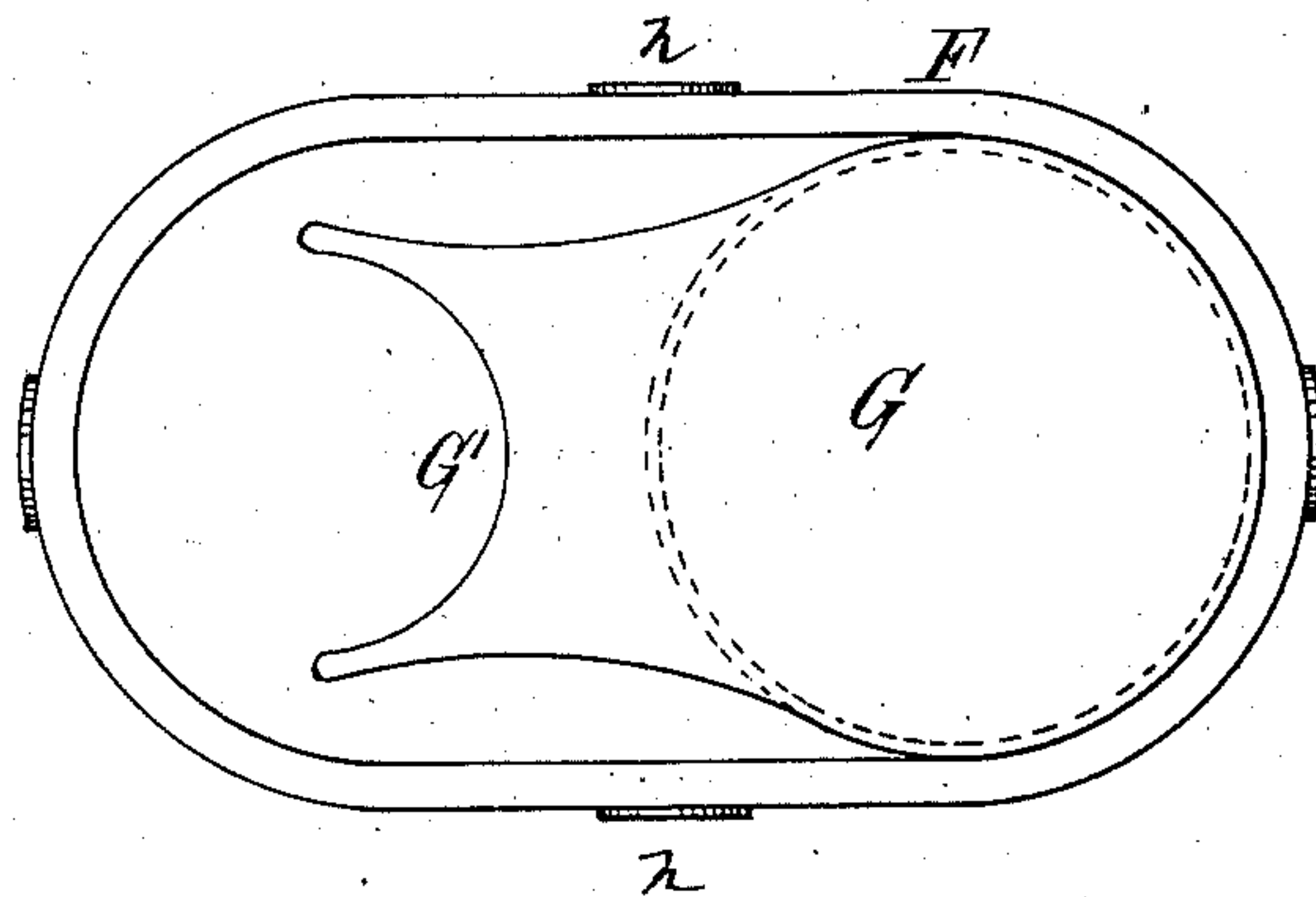


Fig. 3.



Chas. J. Buchheit
John Schrankel } Witnesses

Salmon Shaw Inventor
by Edward M. Kelley
Attorney

UNITED STATES PATENT OFFICE.

SALMON SHAW, OF SPRINGVILLE, NEW YORK.

IMPROVEMENT IN SHOE-BRUSHES.

Specification forming part of Letters Patent No. 194,620, dated August 28, 1877; application filed July 18, 1877.

To all whom it may concern:

Be it known that I, SALMON SHAW, of Springville, in the county of Erie and State of New York, have invented certain new and useful Improvements in Blacking-Brushes, which improvements are fully set forth in the following specification, reference being had to the accompanying drawings.

My invention relates to a blacking-brush, blacking-box, and inclosing-case, designed more especially for the use of travelers, and so constructed that the brush and blacking-box can be readily arranged in the case, where they occupy very little space, and are fully covered, so as not to soil the surrounding articles when packed in a satchel, while the brush and blacking-box are freely accessible when required for use.

In the accompanying drawings, Figure 1 is a sectional elevation, showing the brush and blacking-box arranged in the case. Fig. 2 is a plan view of the blacking-brush with the handles unfolded ready for use. Fig. 3 is a plan view of the case with the blacking-box arranged therein.

Like letters of reference designate like parts in each of the figures.

A represents the blacking-brush; B, the stock thereof, and C the small brush secured to the back of the stock for applying the blacking.

D D represent the handle of the brush, preferably made in two parts, pivoted to the rear portion of the stock at *d*.

e e represent recesses formed in the sides of the stock B, so that the two parts D D of the handle can be folded into the recesses *e*, when the brush is not required for use, as shown in Fig. 1.

F F represent the two parts of the inclosing-case made of a form to correspond with that of the brush-stock, so as to receive and hold the latter firmly when the two parts of the handle are arranged in the recesses of the stock.

G represents the blacking-box provided with a crescent-shaped extension, G', fitting against and partially surrounding the small brush C, when placed in the case F, the blacking-box G and its extension G' being made of such size as to fill the space between the small brush C and the case.

When the parts are to be arranged in the case, the blacking-box is first placed in the case, as shown in Fig. 3. The brush A, with its handles D folded into the recesses *e* of the stock, is then arranged in the case, with the small brush C downward, and entering the semicircular recess of the extension G' of the blacking-box, whereby the latter is firmly held in place. The top portion of the case is then applied, and the two parts of the case secured together by an elastic band, *h*, or by any other suitable means.

The extension G' of the blacking-box forms, at the same time, a convenient handle for holding the blacking-box when being used, as well as in placing it into the case or taking it therefrom.

If desired, the brush A may be provided with a rigid handle, which may be permitted to project through an opening in the case F, when the brush is arranged in the case; but I prefer the folding handles, constructed as shown and described.

Having thus fully described my invention, what I claim as new, and desire to secure by Letters Patent, is—

The combination, with the inclosing-case F, of the blacking-brush A B, provided with small brush C and folding handles D D, and blacking-box G, constructed with crescent-shaped extension G', substantially as herein shown and described.

SALMON SHAW.

Witnesses:

EDWARD WILHELM,
CHAS. J. BUCHHEIT.