

L. MILLAUX.

EYE-SHANKS FOR BUTTONS.

No. 194,528.

Patented Aug. 28, 1877.

Fig-1-

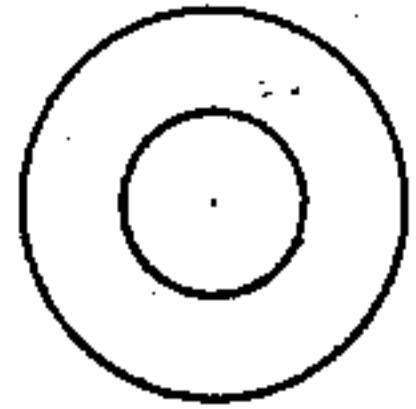


Fig-2-

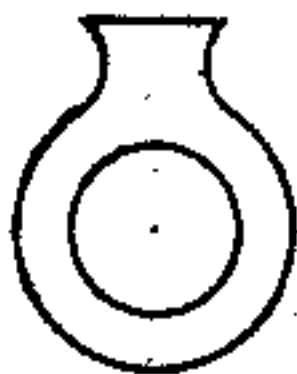


Fig-3-

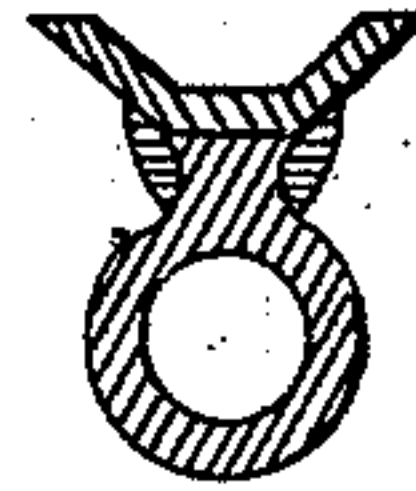


Fig-4-



Fig-5-

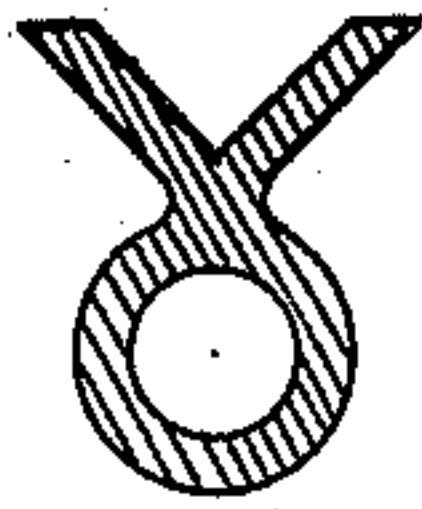


Fig-6-

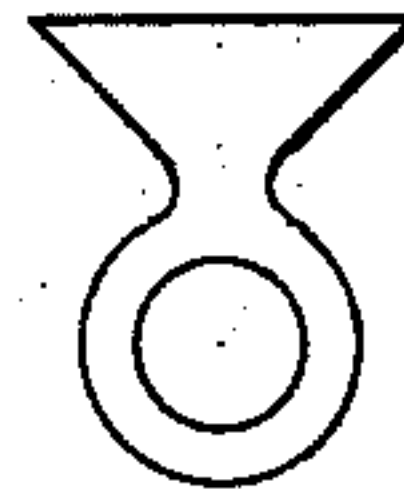


Fig-7-



WITNESSES:

*H. B. Brown*  
*Albin M. Long*

INVENTOR:

*Ludovic Millaux*

PER

*A. J. Abbott*

ATTORNEY:

# UNITED STATES PATENT OFFICE.

LUDOVIC MILLAUX, OF WATERBURY, CONNECTICUT.

## IMPROVEMENT IN EYE-SHANKS FOR BUTTONS.

Specification forming part of Letters Patent No. **194,528**, dated August 28, 1877; application filed August 3, 1877.

*To all whom it may concern:*

Be it known that I, LUDOVIC MILLAUX, of Waterbury, in the county of New Haven and State of Connecticut, have invented certain new and useful Improvements in Buttons; and I do hereby declare that the following is a full, clear, and exact description thereof, which will enable others skilled in the art to which it appertains to make and use the same.

This invention relates to certain improvements in buttons; and the invention consists in a shank having cup and eye constructed from one piece of metal, which will be hereinafter more fully set forth.

In order to enable others skilled in the art to which my invention appertains to make, construct, and use the same, I will now proceed to describe its construction and arrangement, reference being had to the accompanying drawings, which form a part of this specification, and in which—

Figure 1 is a top view of a cup stamped from sheet metal. Fig. 2 shows the eye formed of wire. Fig. 3 is a section, showing the cup and eye soldered together. Fig. 4 shows a section of wire from which my shank is made. Fig. 5 is a section of my shank after being provided with cup and eye. Fig. 6 is a plan view of the same. Fig. 7 is a perspective view of my invention.

There are many objections to the cup and eye now in use. The extreme delicate construction renders their attachment to the bottom front very difficult to perform without materially weakening the soldered joint of cup and eye.

The cup-eye now in use is constructed or formed in the following manner: The cup shown in Fig. 1 is stamped from sheet metal. The eye is made of wire bent in shape, as shown in Fig. 2. The cup and eye are then soldered together, as shown in Fig. 3. My cup-eye is made from one piece of metal, as shown in Fig. 4, and consists in providing wire of the requisite size with a cup at one end and an eye at the other.

The wire is automatically fed up between two half-dies, with one-half impression of the cup-eye in each. The dies are then forced together, forming the eye, and while thus confined a punch is forced between the half-dies in a suitable opening, forming the cup, thereby producing the shank or cup-eye complete, as shown in Figs. 5 and 6, from one piece of metal. The cup-eye is then secured to the bottom front in any of the well-known ways.

Having thus fully described my invention, what I claim as new, and desire to secure by Letters Patent, is—

As an improved article of manufacture, the hereinbefore-described cup-eye for buttons, having cup and eye constructed of one piece of metal, substantially as described.

In testimony that I claim the foregoing as my own I affix my signature in presence of two witnesses.

LUDOVIC MILLAUX.

Witnesses:

E. W. UPSON,

E. J. MANVILLE.