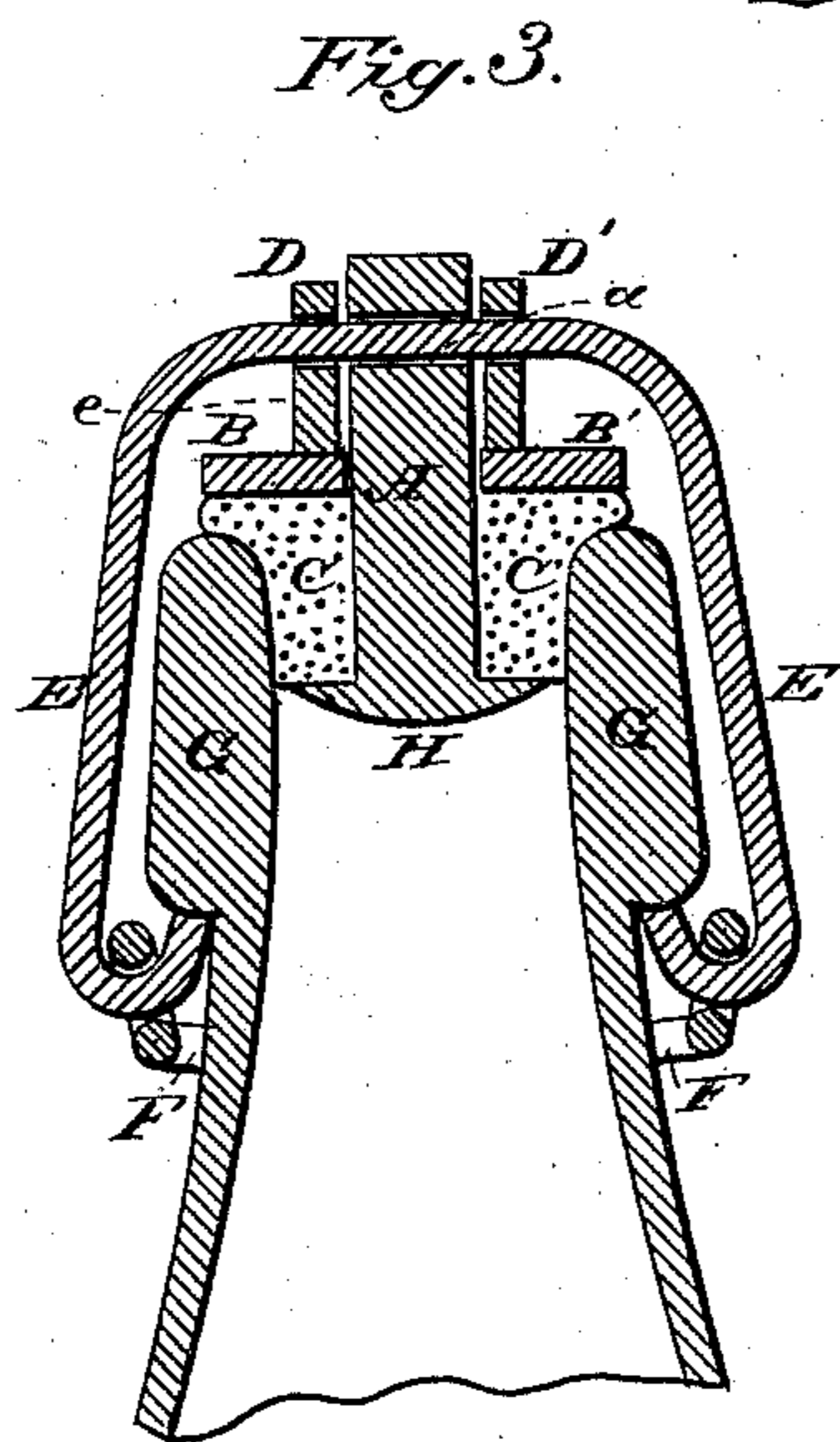
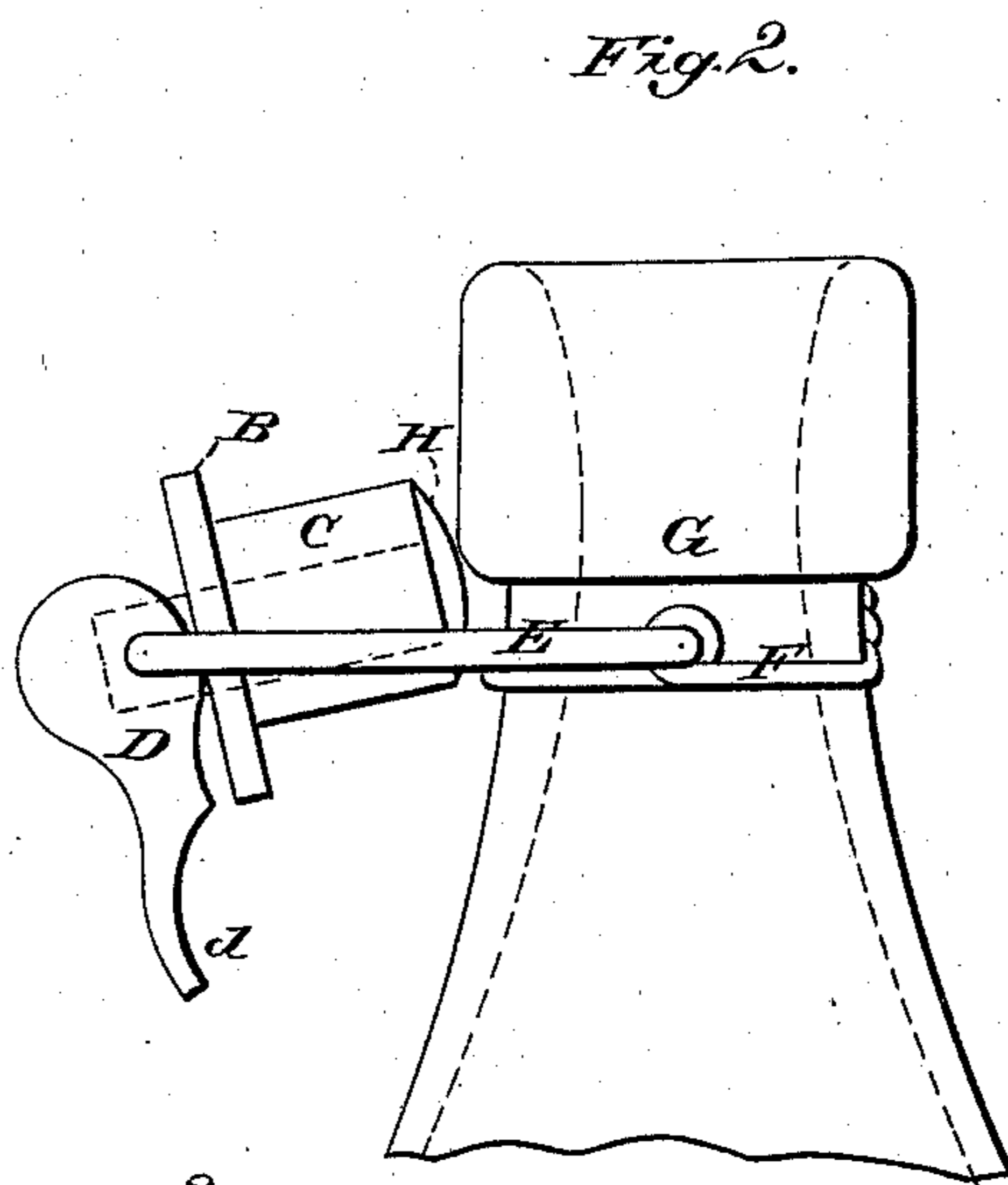
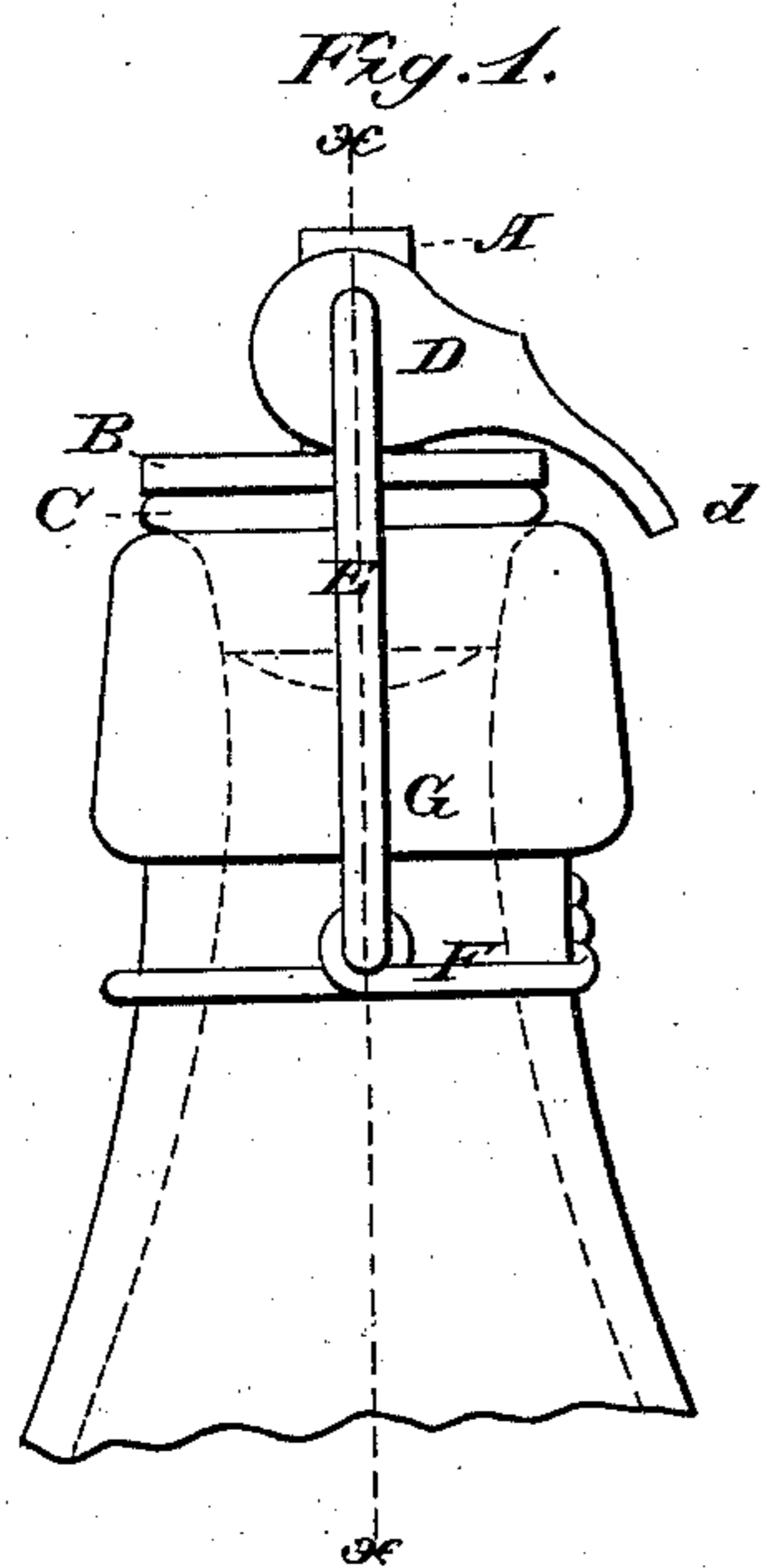


T. A. WEBER.
BOTTLE-STOPPERS.

No. 194,491.

Patented Aug. 21, 1877.



Attest:
August Petersohn.
W. H. Halleck

Inventor:
Theodore A. Weber
by Louis Baggerly
Attys.

UNITED STATES PATENT OFFICE.

THEODORE A. WEBER, OF NEW YORK, N. Y., ASSIGNOR TO PHILIP L. STRAUSS,
OF SAME PLACE.

IMPROVEMENT IN BOTTLE-STOPPERS.

Specification forming part of Letters Patent No. 194,491, dated August 21, 1877; application filed
May 14, 1877.

To all whom it may concern:

Be it known that I, THEODORE A. WEBER, of the city of New York, in the county of New York and State of New York, have invented certain new and useful Improvements in Bottle-Stoppers; and I do hereby declare that the following is a full and clear description of my invention, which will enable others skilled in the art to which it appertains to make and use the same, reference being had to the accompanying drawings, which form a part of this specification, and in which—

Figure 1 is a side elevation. Fig. 2 is a similar view, showing the bottle open by withdrawing the stopper; and Fig. 3 is an axial section of the stopper and neck of bottle on the line represented by *xx* in Fig. 1.

Similar letters of reference indicate corresponding parts in all the figures.

My invention relates to that class of bottle-stoppers in which the closing of the mouth of the bottle is effected by lateral expansion of an elastic cylinder; and it consists in the construction and combination of such a laterally-expandible cylinder with a central pin, on which it slides, and with an eccentric lever for operating it, substantially as hereinafter more fully described, and pointed out in the claim.

The stopper is attached to the bottle in the usual manner, as illustrated in Figs. 1 and 2, by a neck-wire, *F*, and bail *E*. The bail *E* bears with its two ends against the shoulder *G* of the bottle-neck, and passes through the

end of pin *A*, which is perforated at *a* to allow bail *E* to pass through.

D is an eccentric, consisting of two leaves or disks, *D D'*, one on each side of pin *A*, united by the bent projecting handle *d*. Disks *D D'* are perforated eccentrically, as shown at *e*, bail *E* passing through perforations *e*, as well as through the perforation *a* in pin *A*, which therefore serves as a fulcrum for eccentric lever *D*, which, when brought in the position shown in Fig. 1, forces a perforated washer, *B*, which surrounds and slides upon pin *A*, being placed on the top of the rubber cylinder *C*, downward on the pin *A* against the annular bottom flange or button *H*, thus spreading out the rubber cylinder against the side and top surface of the bottle-mouth.

When the eccentric lever *D* is in the position shown in Fig. 2, the rubber cylinder *C*, expanding to its full length, will force back the washer *B* on pin *A*, thus allowing the removal of the stopper from the bottle-mouth.

Having thus described my invention, I claim and desire to secure by Letters Patent of the United States—

In combination with the swinging bail *E*, the perforated elastic stopper *C*, pin *A*, sliding washer *B*, and eccentric *D D' d*, constructed and combined to operate substantially as and for the purpose herein shown and specified.

THEODORE A. WEBER.

Witnesses:

FRANK L. LAMBRECHT,
CHARLES D. ULITZ.