

A. J. COLE.
SHUTTER-FASTENINGS.

No. 194,333.

Patented Aug. 21, 1877.

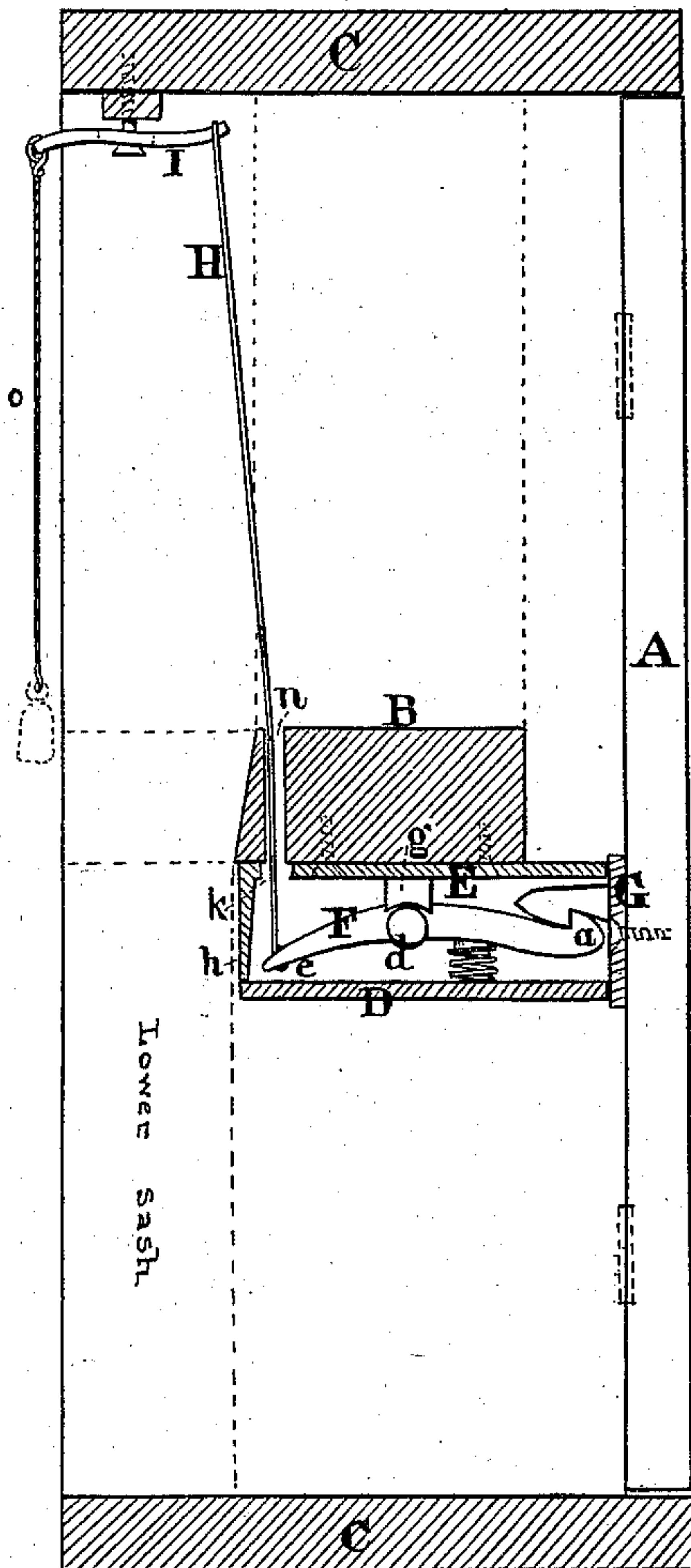


Fig. 1. (A Sec. along "aa", fig. 3, - up to Blind.)

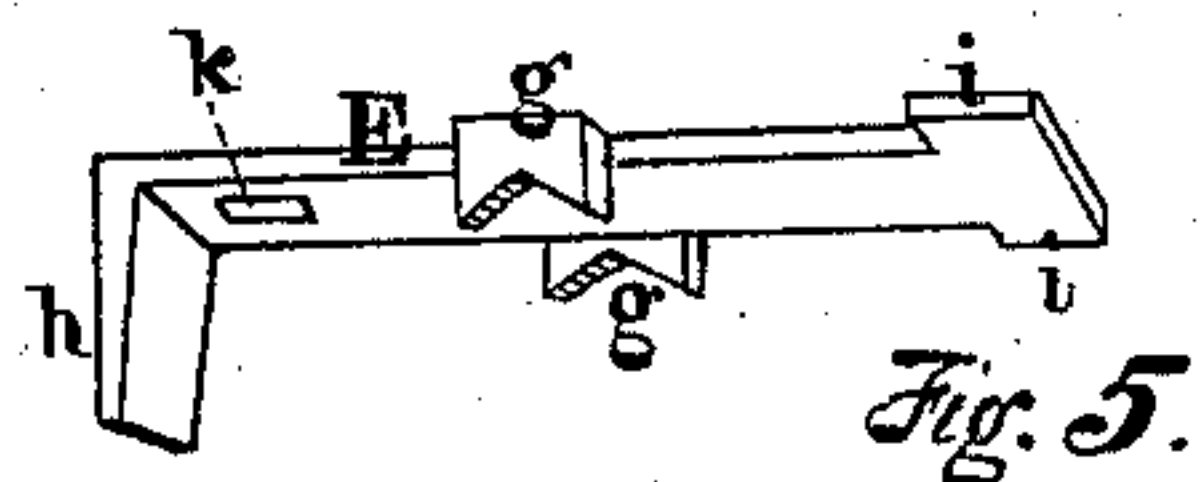


Fig. 5.

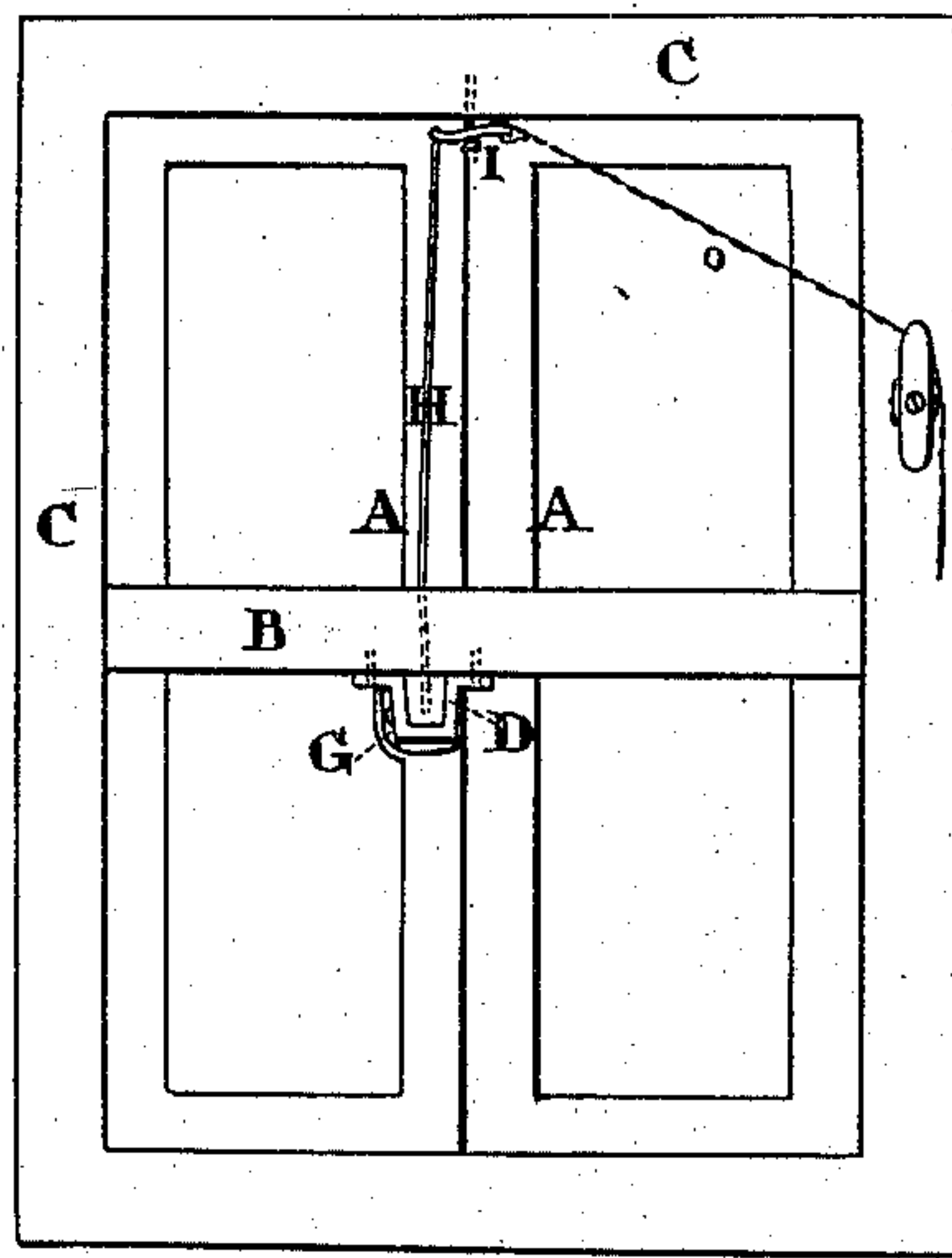


Fig. 2.

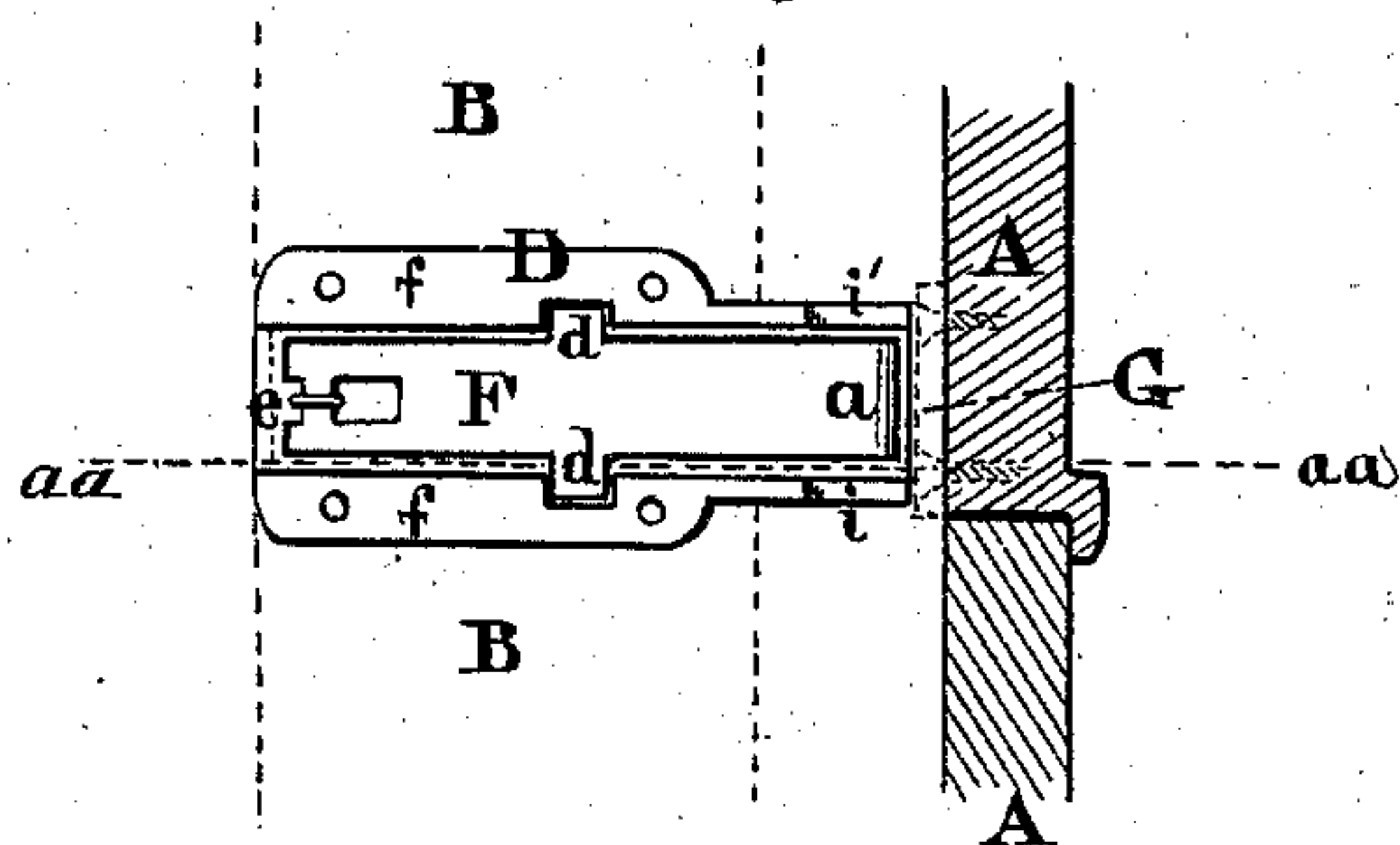


Fig. 3.



Fig. 4.

Witnesses.

H. M. Mills
Euther Shurlock

A. J. Cole
Inventor

UNITED STATES PATENT OFFICE.

ASA J. COLE, OF PEORIA, ILLINOIS.

IMPROVEMENT IN SHUTTER-FASTENINGS.

Specification forming part of Letters Patent No. **194,333**, dated August 21, 1877; application filed July 16, 1877.

To all whom it may concern:

Be it known that I, ASA J. COLE, of Peoria, in the county of Peoria, in the State of Illinois, have invented an Improvement in Window-Blind Locks; and do hereby declare that the following is a full, clear, and exact description thereof, reference being had to the annexed drawings, making a part of this specification, in which like letters of reference refer to like parts, and in which—

Figure 1 represents a vertical section longitudinally through the lock, sash-bar, and blind; Fig. 2, an elevation of window-blind and lock; Fig. 3, a superficial view of the catch and its case; Fig. 4, perspective view of short operating lever; Fig. 5, perspective view of top or cover of case.

The object of this invention is to lock outside blinds from the interior side of the sash, or rather to have a lock or blind-catch in which all access (with a view to unfastening the blinds) is impossible from outside of the room. I affix the lock or case which contains a pivoted spring hook or catch to the under lower surface of the upper sash, at its middle and opposite the junction of the outside blinds, in such a manner that a hook on one of the blinds enters said lock, and is so secured, and capable of release, by means of a wire or cord passing from the end of the catch upward, through a small hole in said box, and a continuation of the same through the sash-bar above it, to a pivoted lever or other device attached to the window-frame above, from which a cord may descend within reaching distance of a person's hand, so that a slight downward pull will liberate the blinds. Any similar device may be employed for the tension of the cord or wire which leads to interior of the lock with equal effect, all as hereinafter more fully described and claimed.

The usual form in which I construct my device is as follows:

In the drawings, A represents the blinds; B, the lower bar of the upper sash; D, the main part of the lock or catch case, which is an oblong trough or box provided with flanges or ears *ff*, pierced with holes, by which it is screwed to the under side of the lower sash-bar B, at the middle of the latter, so as to

receive at its open end the hook G of said blind, its inner end not passing beyond the vertical inner surface of said sash, so as to allow the lower sash to pass up or down. E is the case-cover, of no importance except to close up the inner end of the case, and by means of its lugs *gg* to press upon the trunnions *dd* of the catch, to keep the spring from displacing said catch. It has a perforation, *k*, for the passage of the managing-wire H, and ears *ii* to support that end in the recesses *ii* in the top of main case D. F is the pivoted catch, hung near its middle upon its trunnions *dd*, in corresponding recesses in the sides of the case D, near the upper part of the latter, to leave room for a nipple and coiled spring, *m*, beneath its outer arm or hook end. The catch-hook is on the upper side of its arm, which arm, as well as its other arm, is curved downward from the trunnions, in order to make room, as before explained, for the spring *m*. The inner end of the catch has a wire or cord attached at *e*, under the opening *k* in the cover E, in a line with the passage *n*, up through the sash-bar B. G is the hook, of common form, on the inside of the (overlapping) blind A. H is the catch cord or wire running upward through the sash-bar B to the inner arm of a short oscillatory lever, I, attached through a slot in its center to the under side of the window-frame, by means of a screw or stem.

The operation of this lock is as follows: The hook G of blind A is held within the lock D by the hook of the catch F, without danger from manipulation from outside the room, locking at once both blinds and the upper sash. All chance for burglars to tamper with the catch is effectively cut off by the inclosing-box D E, excepting through the perforation *k* in the cover E, and the wire or cord passage *n* through the inner edge of the sash, where the wire or cord H, the lever I, and cord *o* form the only means of detaching the hooks.

What I claim as my invention is—

1. A closed case, D, attached to the under surface of the sash-bar B, and entirely closed on its upper side by a plate or the sash-bar, excepting at a small wire or cord passage, *k*, beneath the extension-passage *n* in said bar,

and at the hook entrance *p*, at its outer end, in combination with a pivoted spring-hook, *F*, or catch, and wire or cord *H*, substantially as and for the purposes described.

2. The combination and arrangement of the hook *G* attached to shutter or blind *A*, the housed catch *F*, (housed in case *D E*, attached to lower edge of sash *B*,) cord or wire *H*, lever *I*, and cord *o*, substantially as and for the purposes described.

In testimony that I claim the foregoing window-blind lock, I have hereunto set my hand this 4th day of July, A. D. 1877.

ASA J. COLE.

Witnesses:

LUTHER THURLOW,
H. W. WELLS.