

G. P. SWEEZY.  
WAGON-SEAT SPRING.

No. 194,189.

Patented Aug. 14, 1877.

FIG. 1.

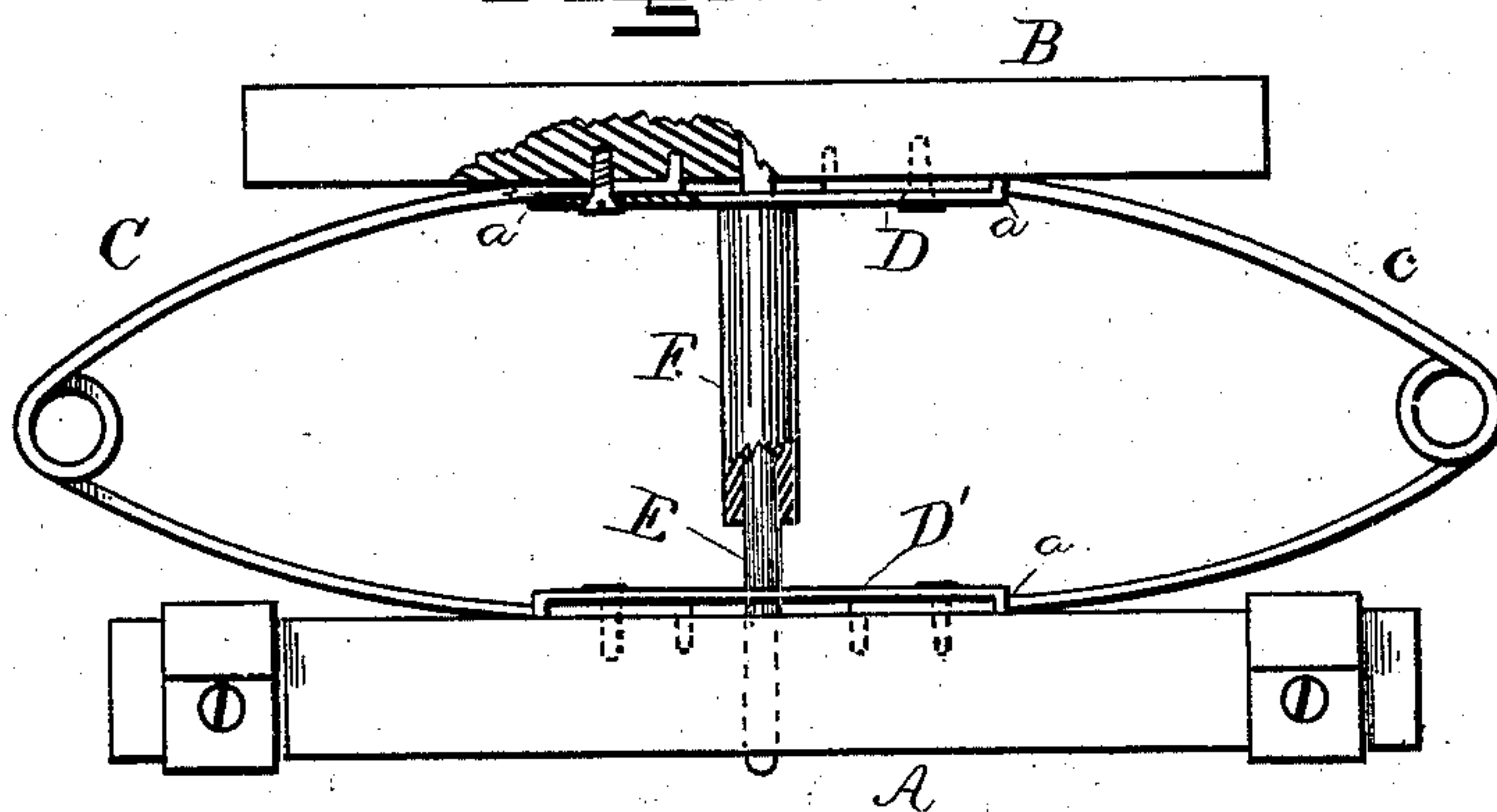


FIG. 2.

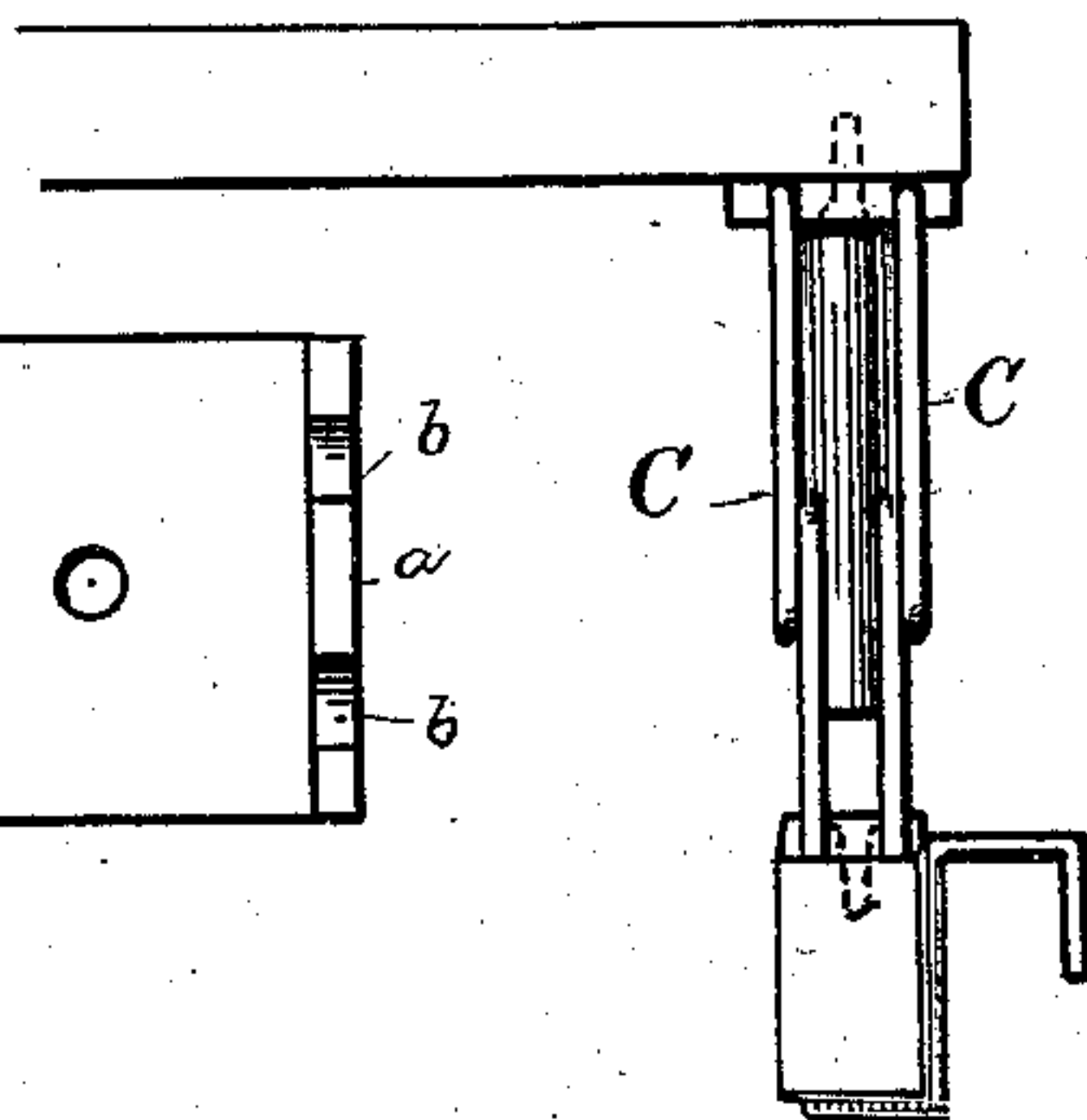


FIG. 3.

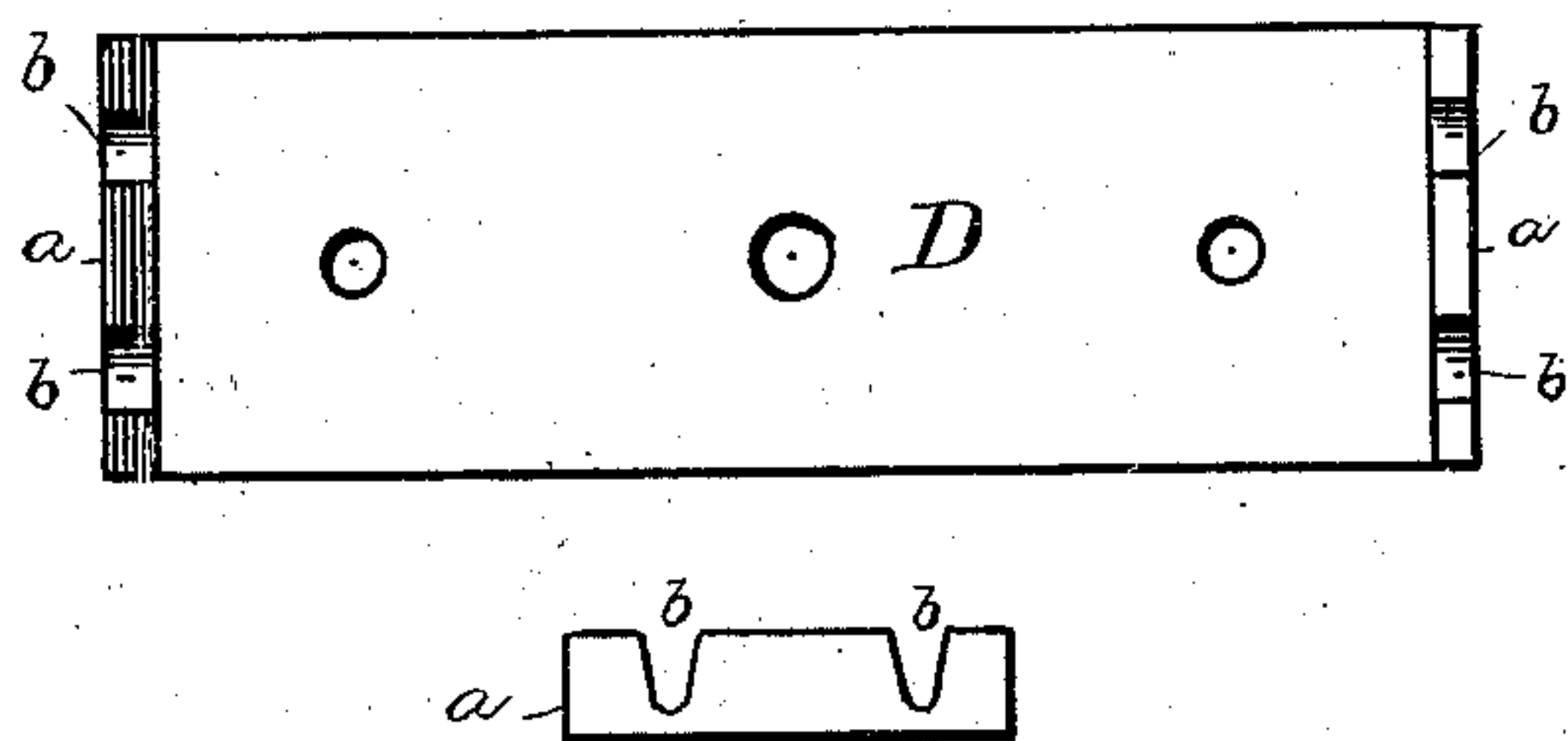
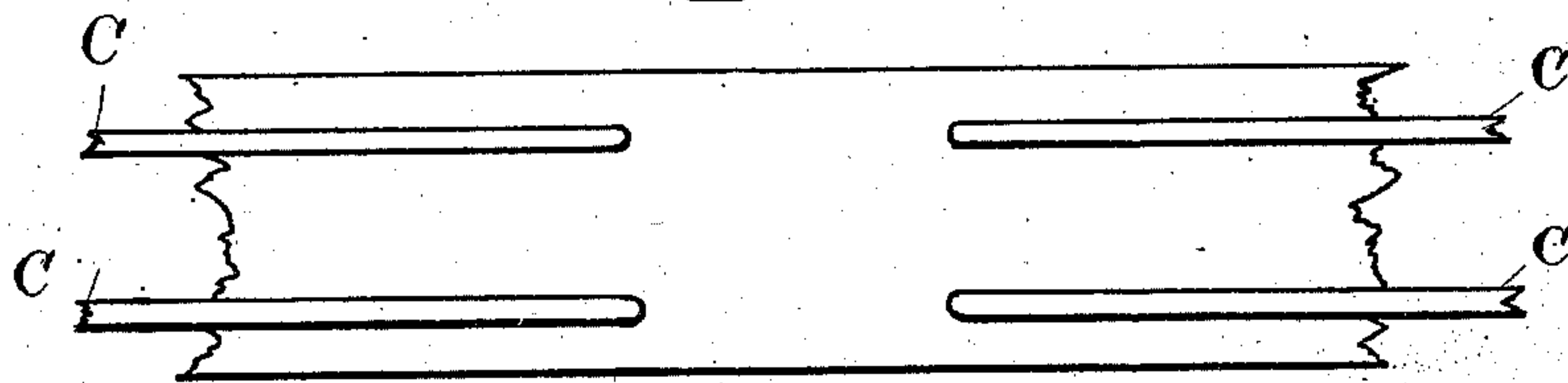


FIG. 4.



WITNESSES:

*W. A. Brown*  
*Alvin. Mc Long.*

INVENTOR:

*Geo. P. Sweezy.*

PER

*A. J. Abbott.*  
ATTORNEY.

# UNITED STATES PATENT OFFICE.

GEORGE P. SWEEZY, OF RIVERHEAD, NEW YORK, ASSIGNOR OF ONE-HALF  
HIS RIGHT TO AHAZ BRADLEY, OF SAME PLACE.

## IMPROVEMENT IN WAGON-SEAT SPRINGS.

Specification forming part of Letters Patent No. **194,189**, dated August 14, 1877; application filed  
July 14, 1877.

*To all whom it may concern :*

Be it known that I, GEO. P. SWEEZY, of Riverhead, in the county of Suffolk and State of New York, have invented certain new and useful Improvements in Wagon-Seat Springs; and I do hereby declare that the following is a full, clear, and exact description thereof, which will enable others skilled in the art to which it appertains to make and use the same.

This invention relates to certain improvements in wagon-seat springs; and consists in the special construction, arrangement, and combination of parts, hereinafter more fully set forth.

In order to enable others skilled in the art to which my invention appertains to make and use the same, I will now proceed to describe its construction and arrangement, reference being had to the accompanying drawings, which form a part of this specification, and in which—

Figure 1 is a side elevation; Fig. 2, a front or end view of the spring, and Figs. 3 and 4 are detached parts of the spring.

A and B represent two strips of wood, constructed in any suitable manner, to which the springs C are secured. The springs C are made of metal having the required strength and elasticity, and are secured to the strips A and B by plates D and D'. These plates have their ends turned down, forming flanges *a*, which are recessed at *b* to receive the springs C, whose ends are turned out and forced into the strips, as shown in Fig. 1 of the drawing.

After the plates have been placed on the ends of the springs, and said springs are

properly arranged in the recesses *b*, they are screwed down tight, forming a strong and durable spring. Any desired number of springs, C, may be used to suit the requirements of the case.

To the strip B, or its plate D, is secured a rod, E, provided with a spring, F. The rod E passes down through an aperture in the plate D' and strip A, this aperture being just large enough to allow of the reciprocating or vibrating movement of said rod, caused by the jolting of the vehicle to which the spring is attached.

By this device lateral movement of the seat is prevented.

The spring F, surrounding the rod E, prevents the springs C from being collapsed or weighted down too far; also forms, by reason of its elastic nature, a compound spring and bolster.

Having thus fully described my invention, what I claim as new, and desire to secure by Letters Patent, is—

In a wagon-seat spring, the springs C, having their ends turned out to pass into the strips A B, and held thereto by plates D D', having flanges *a*, provided with recesses *b*, in combination with the rod E and its spring-bolster F, substantially as shown and described.

In testimony that I claim the foregoing as my own I affix my signature in presence of two witnesses.

GEORGE P. SWEEZY.

Witnesses:

JOHN R. PERKINS,  
AHAZ BRADLEY.