

A. KNIGHT.
TOOLS.

No. 193,967.

Patented Aug. 7, 1877.

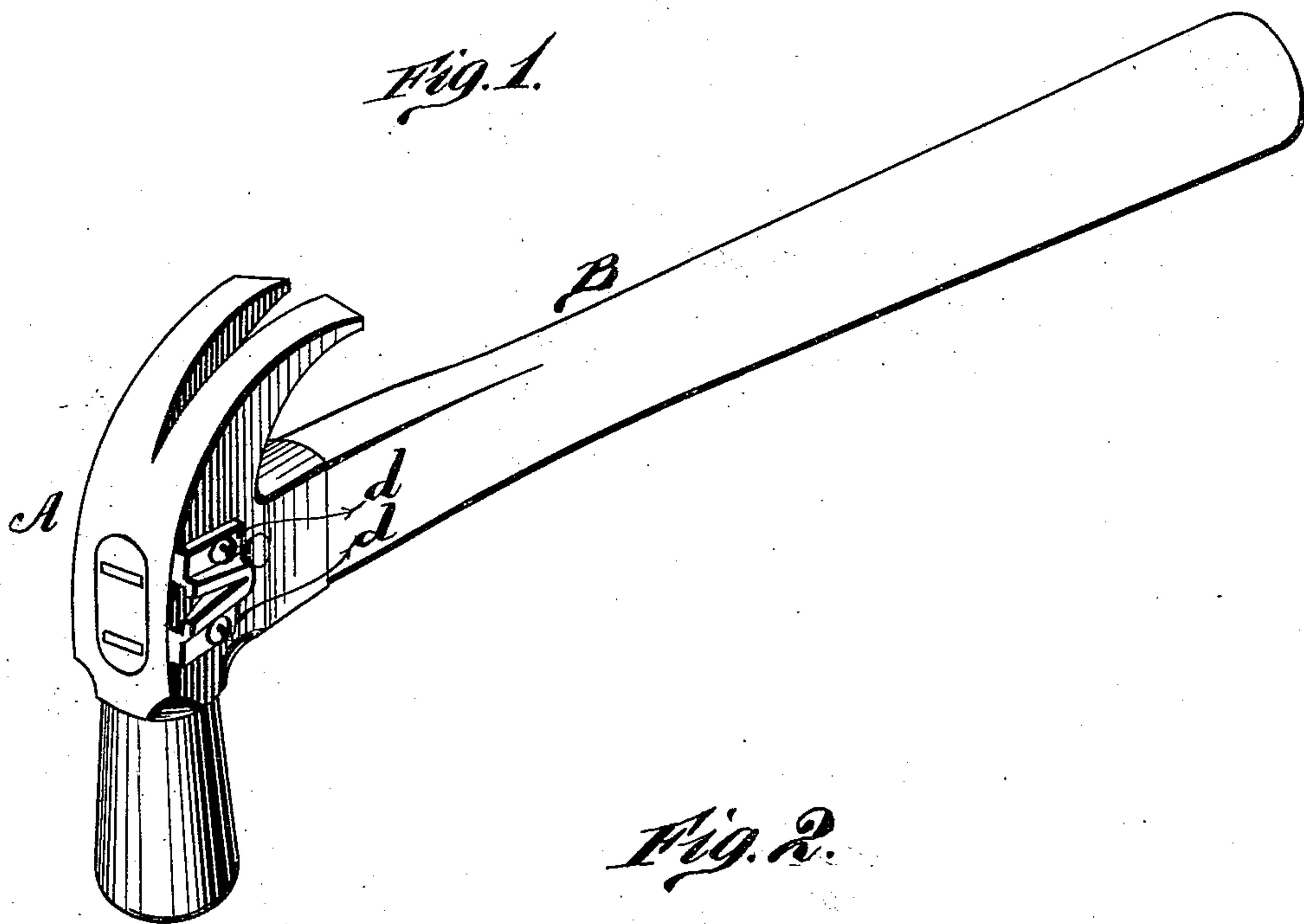


Fig. 2.

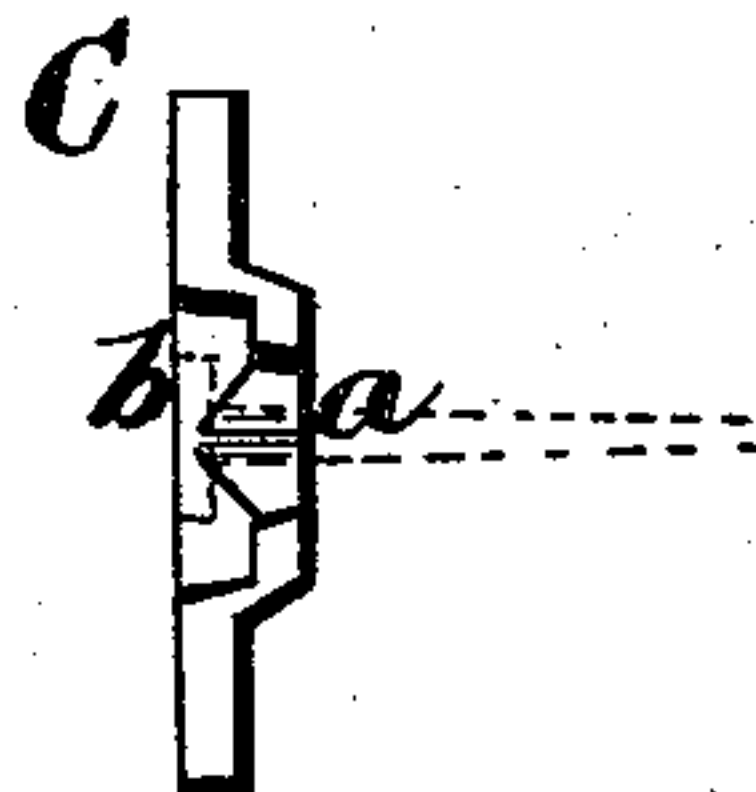



Fig. 3.



WITNESSES

Robert Everett
George E. Upham

INVENTOR.

Albert H. Knight
Gilmore, Smith & Co.

ATTORNEYS

UNITED STATES PATENT OFFICE.

ALBERT KNIGHT, OF SANDUSKY, OHIO.

IMPROVEMENT IN TOOLS.

Specification forming part of Letters Patent No. 193,967, dated August 7, 1877; application filed July 7, 1877.

To all whom it may concern:

Be it known that I, ALBERT KNIGHT, of Sandusky, in the county of Erie and State of Ohio, have invented a new and valuable Improvement in Tools; and I do hereby declare that the following is a full, clear, and exact description of the construction and operation of the same, reference being had to the annexed drawings, making a part of this specification, and to the letters and figures of reference marked thereon.

Figure 1 of the drawings is a representation of a perspective view of my improved tool; and Figs. 2 and 3 are details of the same.

My invention relates to hammers and hatchets; and it consists in the construction of the nail-starter, to be attached to an ordinary hammer or hatchet by means of screws, or their equivalents, as will be hereinafter more fully set forth.

Heretofore the nail-starter has been constructed with the hammer forming a component part thereof.

In my invention the nail-starter is made separate and applied to the hammer so that it can be removed at pleasure.

The annexed drawings, to which reference is made, fully illustrate my invention.

A represents an ordinary hammer attached to the handle B, and provided with screw-holes in one of its side faces, for a purpose hereinafter described.

The attachment for the same, which I term a nail-starter, consists of a metal plate, C, having a slot, *a*, running nearly through the center on top in the shape of a V. On the under side of said plate is also a slot or groove, *b*, extending on both sides of the slot *a*, as shown.

Both of these slots are beveled to suit different sizes of nails. The slot *a* is beveled to suit the taper of the nail, and the slot or groove *b* to suit the different thicknesses of heads.

The nail-starter or plate C is fastened by screws *d d* to the side of the hammer, as shown, the screws *d* passing through the holes *e* in the plate or nail-starter C, and thence into the screw-holes in the side face of the hammer or hatchet. By this construction the nail-starter can readily be removed if broken or inoperative, and another substituted for it. The head of the nail is placed in this plate, resting on the side of the hammer.

By this device a nail or tack may be driven in, even in such places where a person cannot hold the nail or tack in his fingers.

It is only necessary to give a blow sufficiently hard for the nail to stick, then draw the hammer away from the nail, and the nail is left started ready to be driven in the usual manner.

The device is simple, cheap, and durable; and it may be applied to hatchets as well as to hammers.

What I claim as new, and desire to secure by Letters Patent, is—

1. As a new article of manufacture, the nail-starter attachment C, having the V-shaped slot *a*, the groove *b*, and set-screws *d*, substantially as shown, and for the purpose set forth.

2. The combination, with an ordinary hammer or hatchet, of the nail-starter attachment C, having a V-shaped slot *a*, running nearly through the center, and a groove, *b*, on the under side, and attached in the manner as described.

In testimony that I claim the above I have hereunto subscribed my name in the presence of two witnesses.

ALBERT KNIGHT.

Witnesses:

J. J. KELSEY,

JOHN W. WINTERSTUN.