

S. N. LONG.
LAMP-EXTINGUISHERS.

No. 193,882.

Patented Aug. 7, 1877.

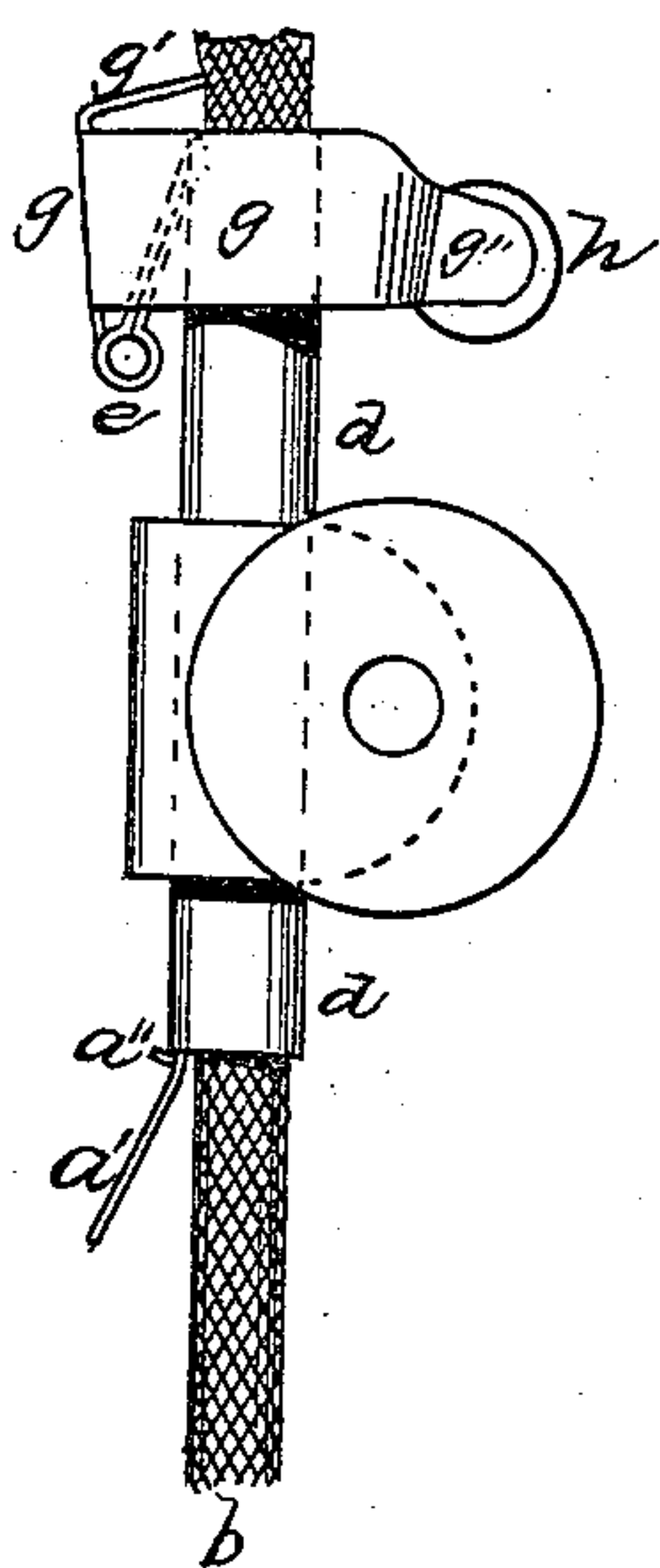


Fig. 1.

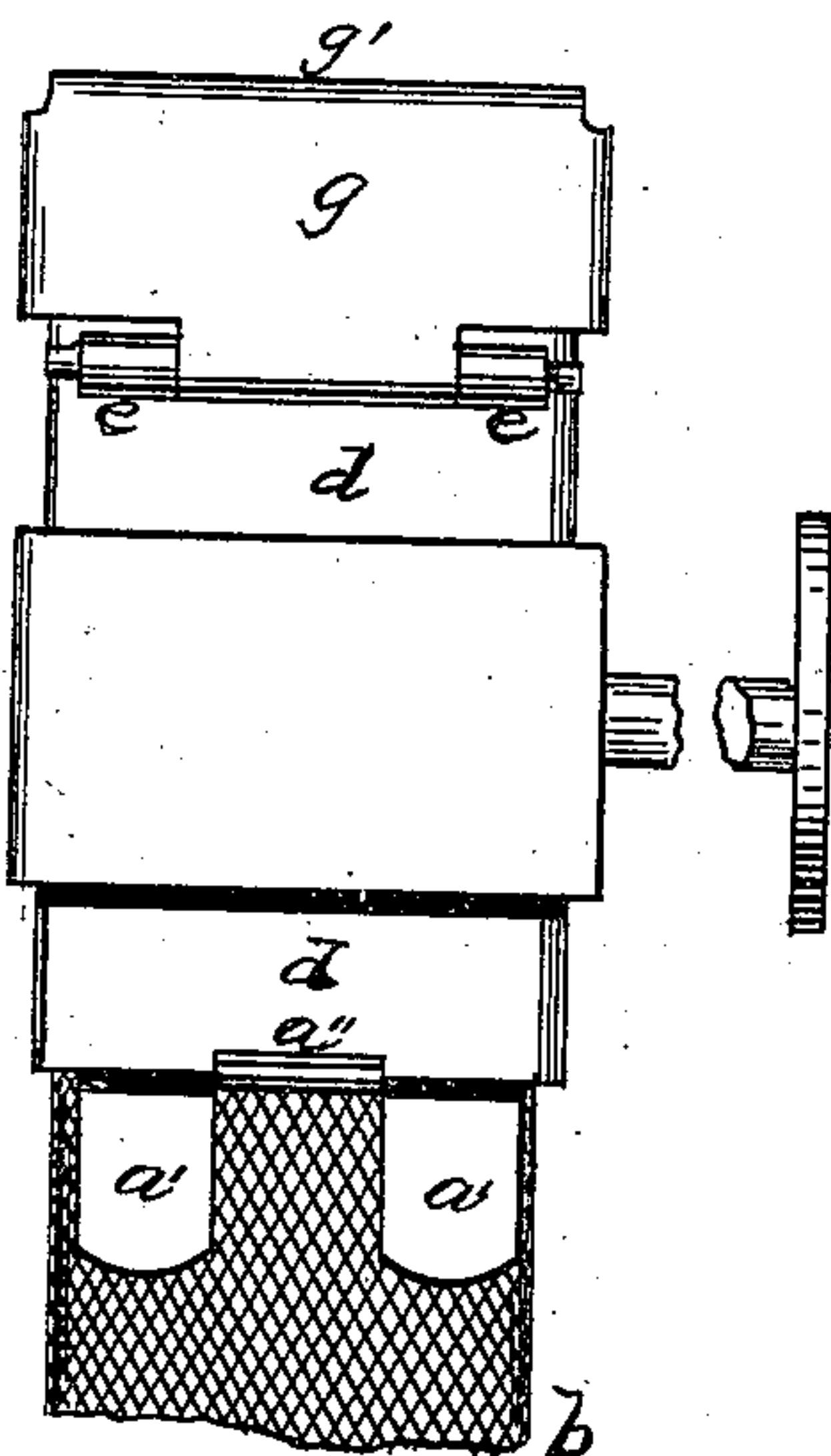


Fig 2

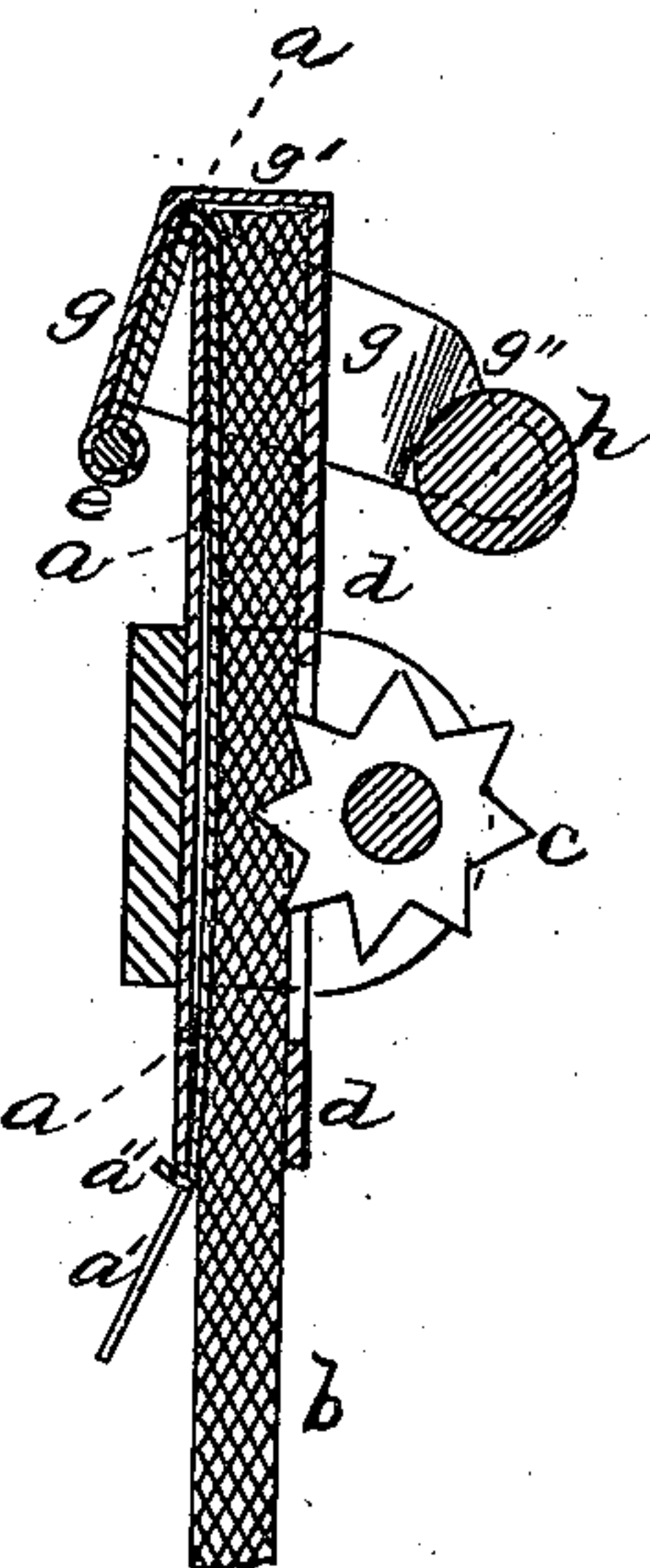


Fig 3

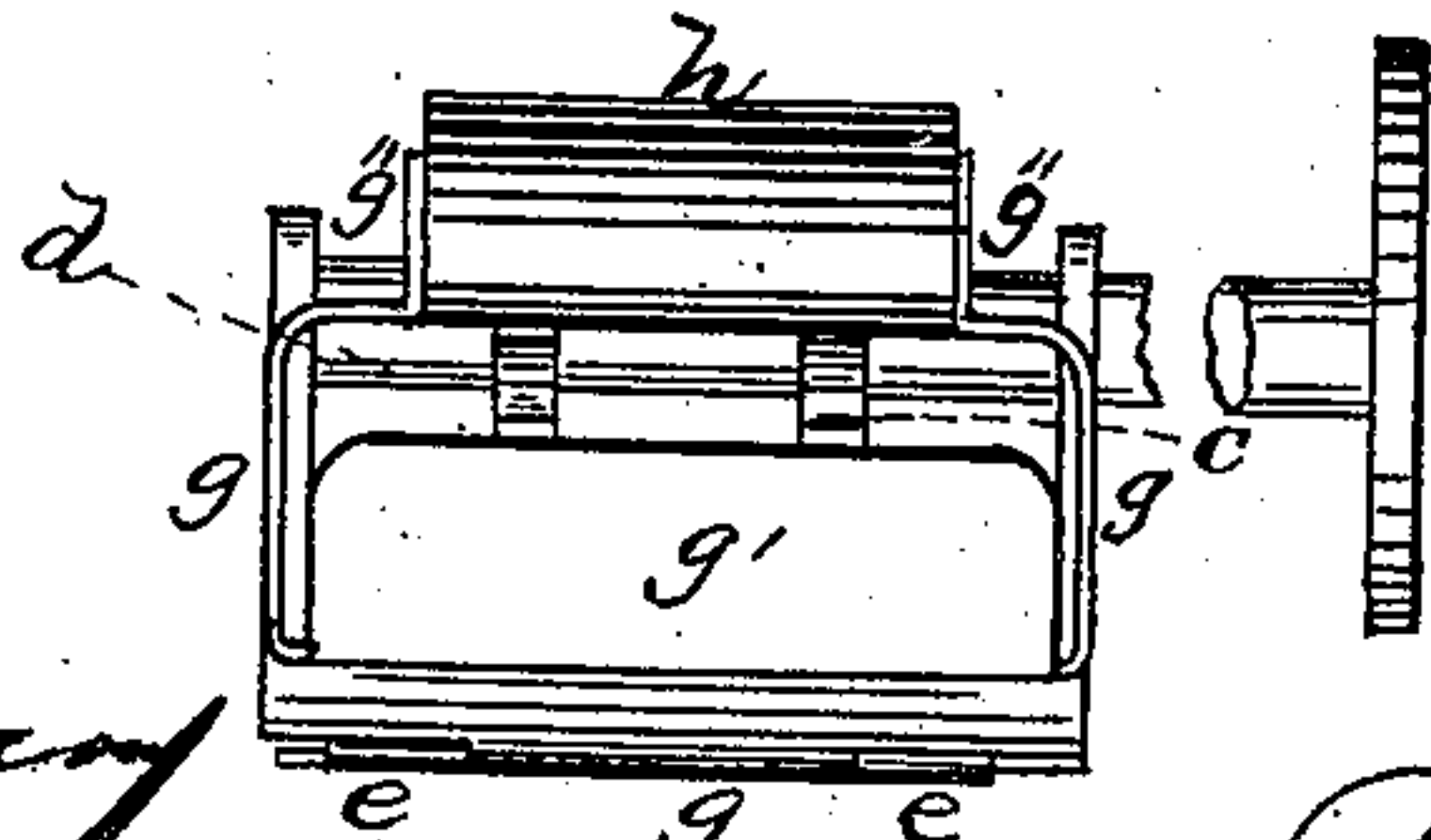


Fig. 4.

WITNESSES

B. W. Williams

John C. Pruning

INVENTOR

Samuel W. Long

By his Attys.

Henry W. Williams & Co

UNITED STATES PATENT OFFICE.

SAMUEL N. LONG, OF DENNIS, MASSACHUSETTS, ASSIGNOR OF THREE-FIFTHS HIS RIGHT TO SAMUEL S. BAKER AND ELEAZER SMALL, OF SAME PLACE.

IMPROVEMENT IN LAMP-EXTINGUISHERS.

Specification forming part of Letters Patent No. 193,882, dated August 7, 1877; application filed May 28, 1877.

To all whom it may concern:

Be it known that I, SAMUEL N. LONG, of Dennis, in the county of Barnstable and State of Massachusetts, have invented a new and useful Improvement in Extinguisher for Kerosene and other Lamps, which improvement is fully set forth in the following specification and accompanying drawing, in which—

Figure 1 is a side view of a wick-tube provided with my attachment. Fig. 2 is a rear view of the same. Fig. 3 is a vertical section. Fig. 4 is a plan.

Similar letters of reference indicate corresponding parts.

By means of my invention, when the wick is turned down preparatory to putting out the light, an extinguisher immediately and automatically drops upon the wick and extinguishes the flame.

a represents a spring, which presses the wick *b* against the ratchet *c*, so that the operation of raising and lowering the wick may be sure. The spring *a* terminates in the bifurcated portion *a'*, between which is a catch or shoulder, *a''*, which holds the spring in position in the tube *d*. At its upper portion, the spring *a* passes out of the wick-tube *d* and bends back and down, terminating in a hinge, *e*. Swinging from the spring *a*, by means of the hinge *e*, is a cap or extinguisher, *g*, made in the shape

shown in the drawings. The part *g'* of the extinguisher is nearly horizontal when in use, and is bent at nearly a right angle to the main or embracing portion *g*. *h* is a weight held in arms *g''*, extending from the extinguisher.

When the lamp is lighted the wick and extinguisher are in the position shown in Fig. 1. When the light is to be put out the wick is lowered in the ordinary manner until it gets below the part *g'* of the cap *g*, when the weight *h* causes the extinguisher *g g'* to fall upon the wick, instantly extinguishing the flame.

All danger from "blowing out" the flame and all necessity for turning the wick down far into the tube are obviated in this invention.

A variation of the invention would be to hinge the extinguisher directly to the wick-tube instead of to the spring *a*.

Having thus fully described my invention, what I claim, and desire to secure by Letters Patent, is—

In combination with the spring *a a'*, provided with the shoulder *a''*, the extinguisher *g g'*, provided with arms *g''* and weight *h*, and hinged to said spring *a*, substantially as and for the purpose herein set forth.

SAMUEL N. LONG.

Witnesses:

SAMUEL S. BAKER,
LOUISA H. BAXTER.