

M. R. KENYON.
BUTTON-FASTENER.

No. 193,611.

Patented July 31, 1877.

Fig. I.

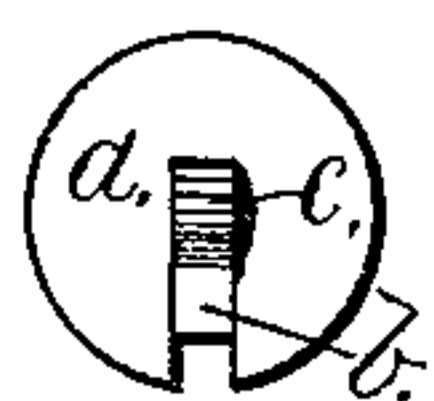


Fig. II.

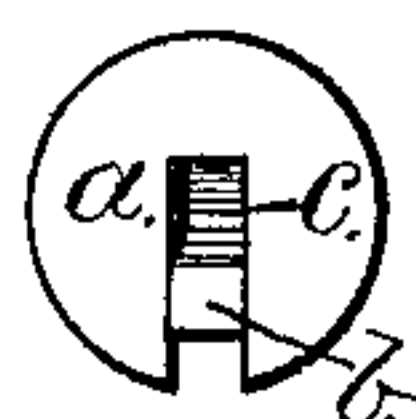



Fig. III.



Fig. IV.



WITNESSES.

Chas L. Ladd

Frank R. Snow

INVENTOR.

Martin R. Kenyon

by Joseph A. Miller

Attorney.

UNITED STATES PATENT OFFICE.

MARTIN R. KENYON, OF PROVIDENCE, RHODE ISLAND.

IMPROVEMENT IN BUTTON-FASTENERS.

Specification forming part of Letters Patent No. **193,611**, dated July 31, 1877; application filed June 25, 1877.

To all whom it may concern:

Be it known that I, MARTIN R. KENYON, of the city and county of Providence, State of Rhode Island, have invented new and useful Improvements in Button-Fasteners; and I hereby declare that the following is a full, clear, and exact description of the same, reference being had to the accompanying drawings, forming part of this specification.

This invention has reference to improvements in a device for securing buttons so that they can be readily attached or detached, and that the fastening shall be smooth on the inside, so that when used for boots or shoes it is not liable to injure the foot or stocking, and arranged so that the material shall act as a spring between the button and fastening; and consists in the arrangement of a concaved disk provided with a tongue bent so as to form a loop, and a button provided with a shank and an eye, as will be more fully set forth hereinafter.

In the drawings, Figure I is an inside view of the disk, and Fig. II an outside view. Fig. III is a sectional view of the disk through the tongue. Fig. IV is a sectional view, showing the button secured by the disk.

a represents the disk; *b*, the bent tongue stamped out of the disk; and *c*, the bent loop of the tongue. *e* is the eye of the button; *f*, the button; and *g g*, the material.

This device is intended to be principally

used on boots or shoes; but may be used for other purposes. It is desirable that a button on boots or shoes should firmly rest on the material, and not hang loose, and also that the fastening shall have or present a smooth surface on the inside.

The eye of the button is secured to the disk by passing the tongue into the eye, and, as the tongue has sufficient spring, as soon as the eye is passed into the loop *c*, the tongue springs into the slot from which the tongue is punched, and the button is firmly secured. As the disk *a* is concaved, as shown in Figs. 3 and 4, the button will draw the material into this concavity, and when the two thicknesses are secured the button will be firmly held and the edges of the disk pressed against the material. The inner side will be perfectly smooth, and cannot injure the foot or stocking.

Having thus described my invention, I claim as new and desire to secure by Letters Patent—

The combination, with the button *f*, provided with the eye *e*, of the concaved disk *a*, having the tongue *b*, provided with the loop *c*, stamped out of one piece of metal, substantially as and for the purpose set forth.

MARTIN R. KENYON.

Witnesses:

JOSEPH A. MILLER,

JOSEPH A. MILLER, Jr.