

B. F. CARD.  
TORCH.

No. 193,596.

Patented July 31, 1877.

Fig. 1.

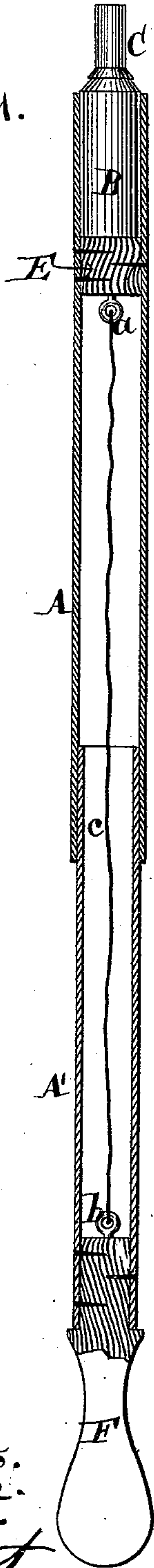


Fig. 2.


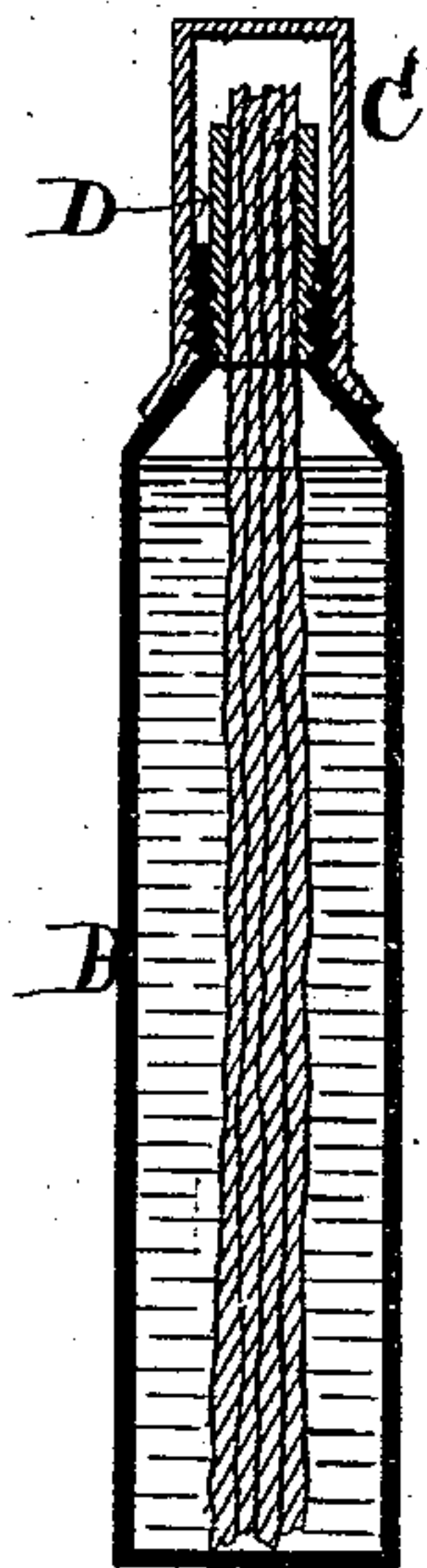


Fig. 3.



Witnesses.  
Charles B. Love.  
*Chas W. Frost*

Inventor.  
*Benjamin F. Card*

# UNITED STATES PATENT OFFICE.

BENJAMIN F. CARD, OF BROOKLYN, NEW YORK.

## IMPROVEMENT IN TORCHES.

Specification forming part of Letters Patent No. **193,596**, dated July 31, 1877; application filed July 3, 1876.

*To all whom it may concern:*

Be it known that I, BENJAMIN F. CARD, of the city of Brooklyn, in the county of Kings and State of New York, have invented a new and useful Improvement in Torches, which improvement is fully set forth in the annexed specification, reference being had to the accompanying drawings.

The object of my invention is the production of a torch for processions, celebrations, &c., which shall be inexpensive, durable, neat, easily handled, and convenient.

In the drawings, Figure 1 represents a longitudinal central section when the torch is drawn out. Fig. 2 is a like section when the torch is folded together. Fig. 3 is a sectional view of the lamp or socket for the holding of the oil, detached, and on a larger scale than in the previous figure.

I form my improved torch of two hollow tubes, A and A', of straw-board or other suitable material. I prefer straw-board, as it is cheap and strong. The tube A' is made of smaller diameter than the tube A, so that the tube A' can slide or telescope readily in the tube A.

To the tube A' is attached a handle, F. A portion of the handle F is run up into the tube A', and to this portion is attached a screw-eye, *b*. To this screw-eye *b* a piece of cord, wire, or other material, *c*, is fastened. The other end of the cord or wire *c* is attached to another screw-eye, *a*, which is secured to a block of wood or other material, E, set in the tube A.

By this arrangement of the cord *c* and screw-eyes *a* and *b*, the two tubes A and A' are prevented from being drawn apart, and permitted to slide one within the other. At

the upper end of the tube A the lamp or receptacle B, for oil, kerosene, or burning-fluid, is placed within the tube A, and resting on the block E.

The upper end of the lamp B is made of smaller dimensions, and has a screw-thread cut on it at its lower part. A lamp-wick case, D, with a corresponding screw-thread, is fitted to the said upper end of the lamp B. (See Fig. 3.) A lamp-wick is passed through this lamp-wick case D into the oil in the lamp B. A tight joint or packing is thus formed, which prevents the oil from escaping or leaking out. The lamp-wick case D has a cover or cap, C, which is placed over it when the torch is not in use.

When the torch is to be used the wick is lighted, and the tube A' drawn out to its full length. When not in use the tube A' is slid into the tube A, and the cap or cover C placed over the lamp-wick case D.

Having thus described my invention, what I claim, and desire to secure by Letters Patent, is—

1. The combination of the two tubes A' and A, sliding telescopically one within the other, the screw-eyes *a* and *b*, cord *c*, handle F, block E, lamp B, and lamp-wick case D.

2. The combination of the tubes A' and A, sliding telescopically one within the other, the screw-eyes *a* and *b*, cord *c*, handle F, block E, lamp B, lamp-wick case D and cap C.

In testimony whereof I have hereunto set my hand this 1st day of July, 1876.

BENJAMIN F. CARD.

In presence of—

CHARLES G. COE,  
LOUIS W. FROST.