

H. F. MORTON.

BOYS' SLEDS.

No. 193,380.

Patented July 24, 1877.

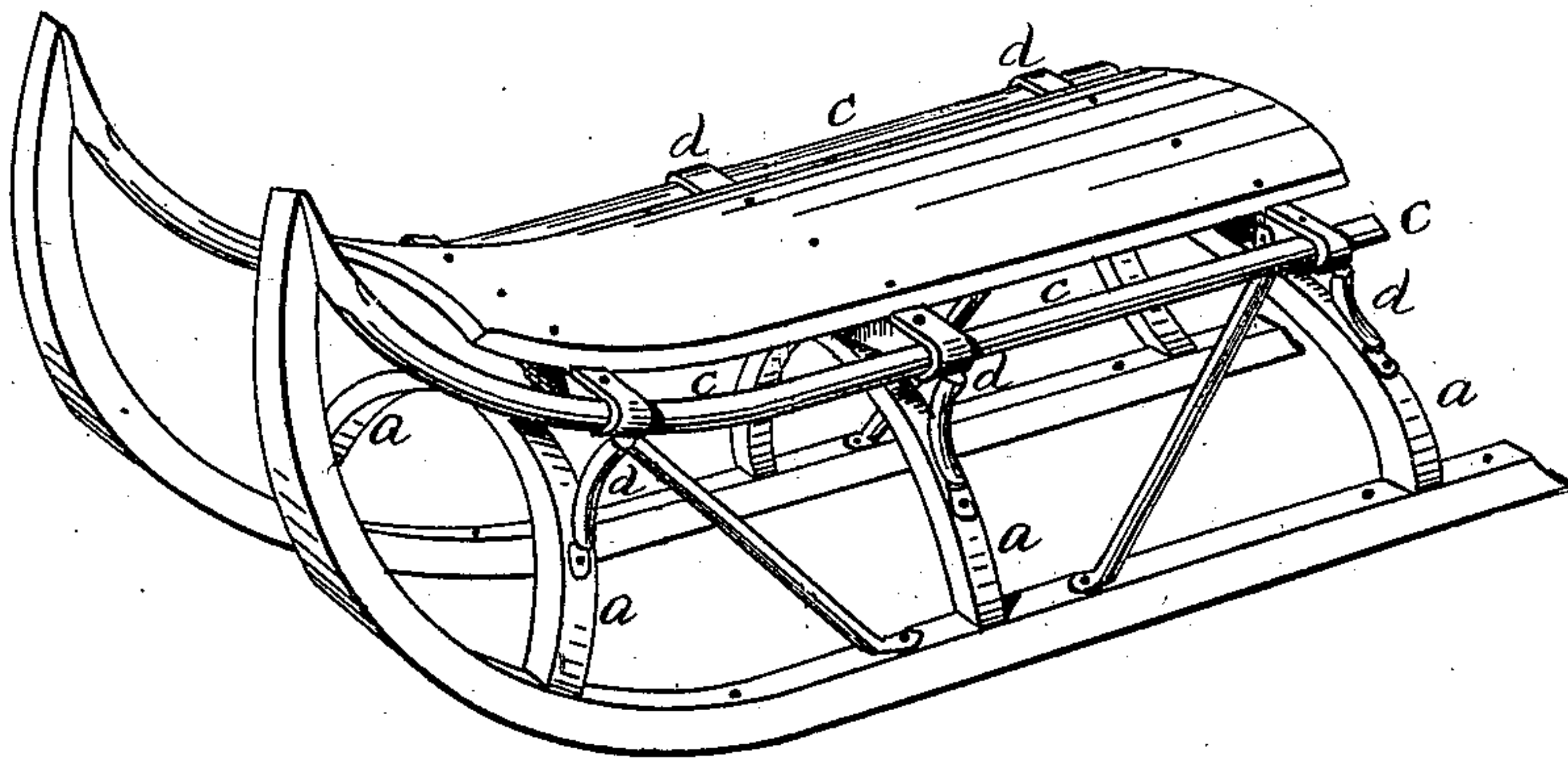


Fig. 1.

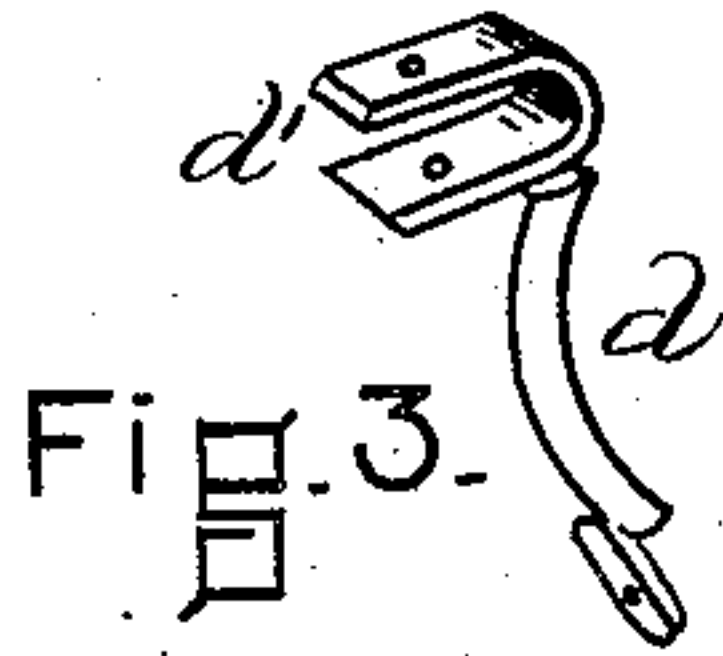


Fig. 3.

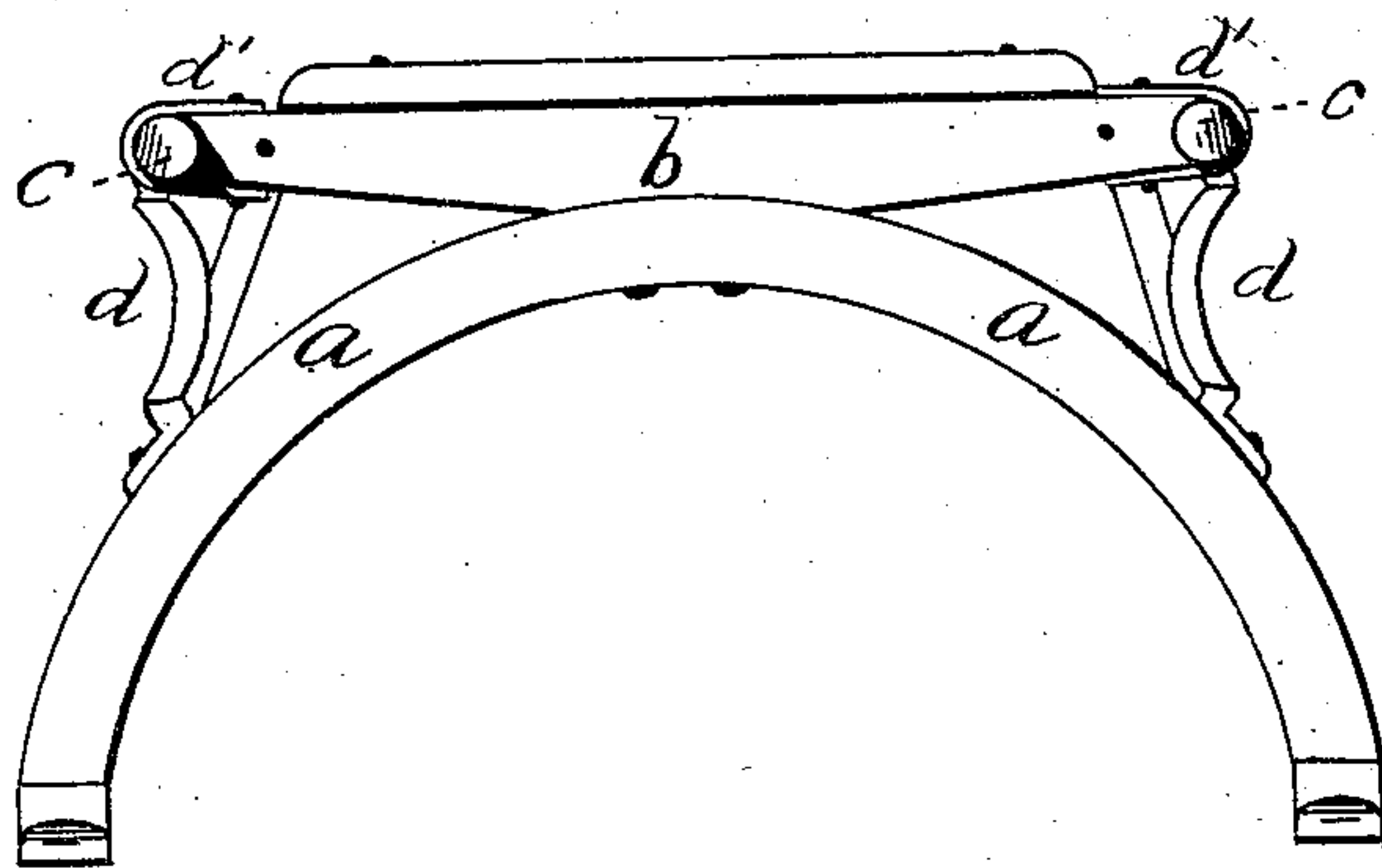


Fig. 2.

WITNESSES

*B. W. Williams*

*John B. Frenning*

*Henry F. Morton*

INVENTOR

By his Attys

*Henry W. Williams & Co.*

# UNITED STATES PATENT OFFICE.

HENRY F. MORTON, OF PARIS, MAINE.

## IMPROVEMENT IN BOYS' SLEDS.

Specification forming part of Letters Patent No. **193,380**, dated July 24, 1877; application filed January 2, 1877.

*To all whom it may concern:*

Be it known that I, HENRY F. MORTON, of Paris, in the county of Oxford and State of Maine, have invented a new and useful Improvement in Sleds, which improvement is fully set forth in the following specification and accompanying drawing, in which—

Figure 1 is a view, in perspective, of a sled embodying my invention. Fig. 2 is a rear view of the same, and Fig. 3 is a detached view of a brace used in the construction of the sled.

Similar letters of reference indicate corresponding parts.

This invention relates more particularly to children's sleds.

Its object is to furnish a durable, light, and strongly-built sled by means of the use, in the construction thereof, of the brace shown in Fig. 3, and of its combination with other parts, as below described.

*a* is the frame which supports the sled. This is a curved piece, and is much stronger than the ordinary frame, which consists of upright parts attached to cross-pieces. This frame *a* is fastened to the cross-pieces *b* in any suitable manner.

*c c* are the side rails, of any suitable shape.

These side rails *c* and cross-pieces *b* are braced firmly upon the frame *a* by means of my braces *d*, made of metal, and in the shape shown in the drawings. The upper portion, being bifurcated, tightly clamps the side rail and cross-piece, to both or one of which it is fastened. Of course it is not necessary to fasten it to the side rail.

The remainder of the sled is constructed mainly as usual.

By means of my improvement great strength and durability are secured in a comparatively light sled.

Having thus fully described my invention, what I claim, and desire to secure by Letters Patent, is—

1. The brace *d*, provided with the bifurcated portion *d'*, substantially as and for the purpose herein specified.

2. The combination of the frame *a*, brace *d*, side rail *c*, and cross-piece *b*, all substantially as and for the purpose hereinbefore set forth.

HENRY F. MORTON.

Witnesses:

GEO. B. CROCKETT,  
O. A. MAXIM.