

O. F. & O. C. MEHURIN.
FIRE-PLACE.

No. 193,341.

Patented July 24, 1877.

Fig. 1.

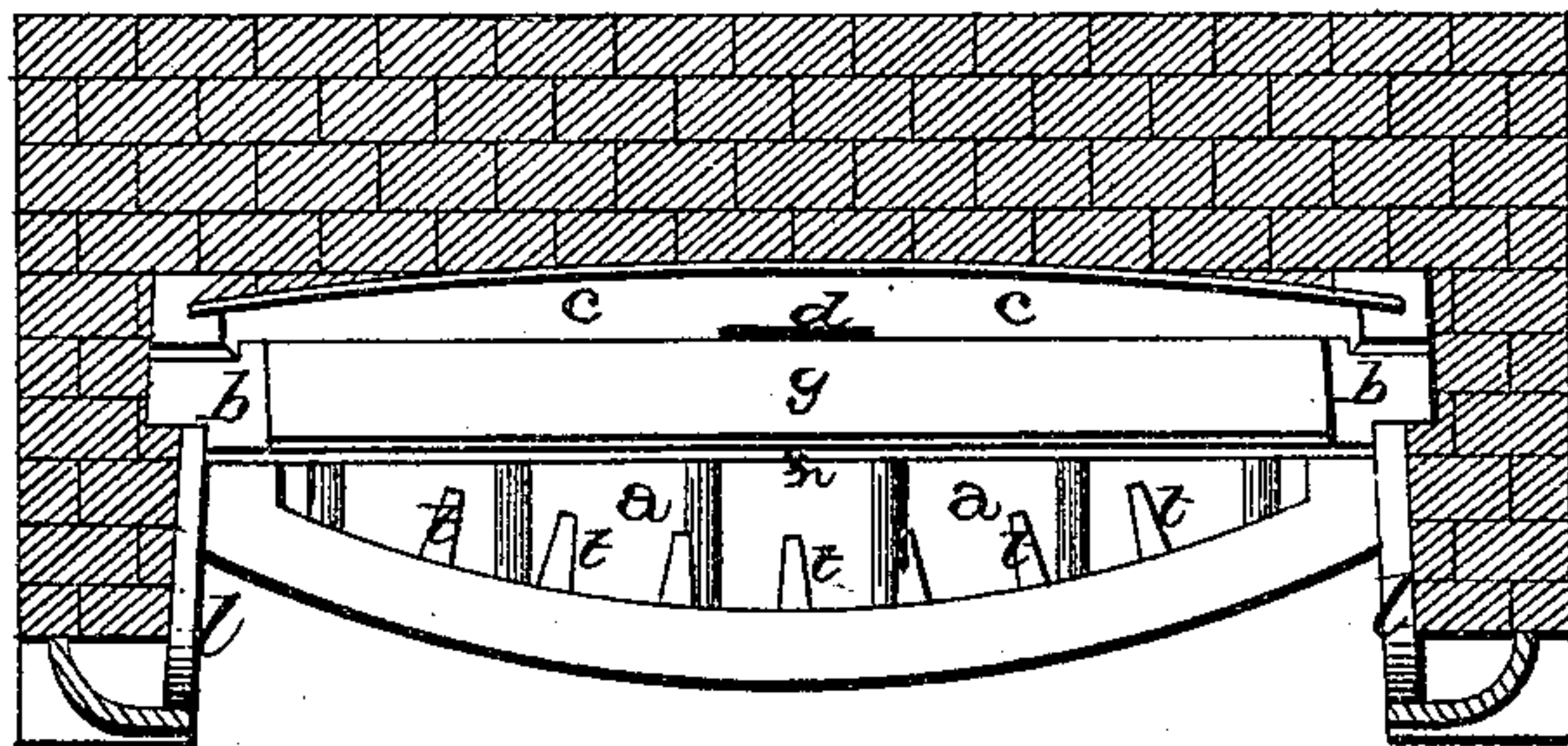


Fig. 2.

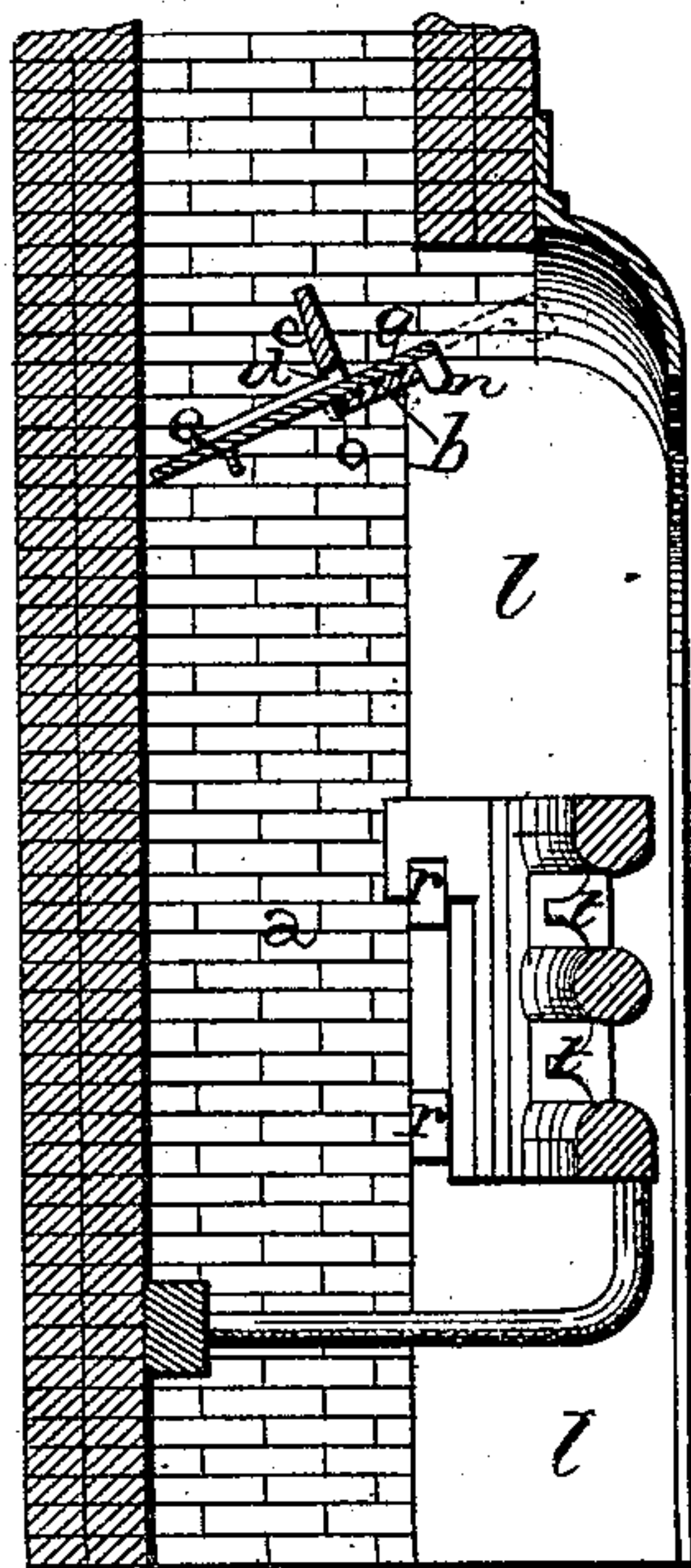


Fig. 5.

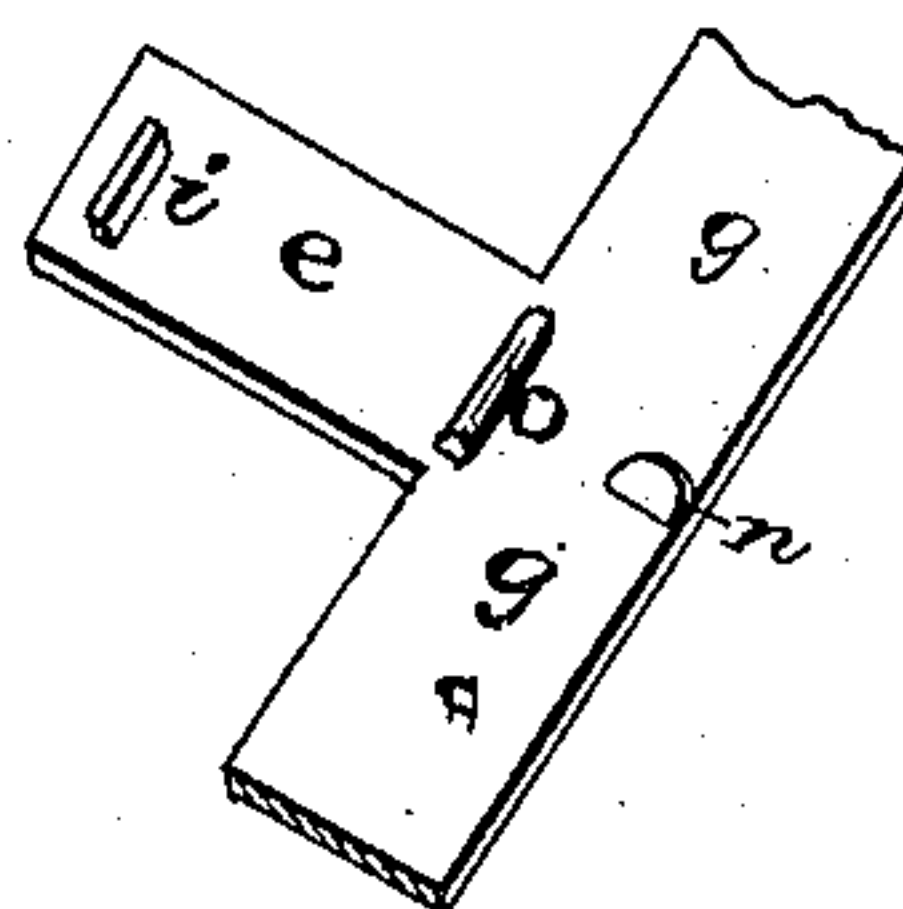


Fig. 4.

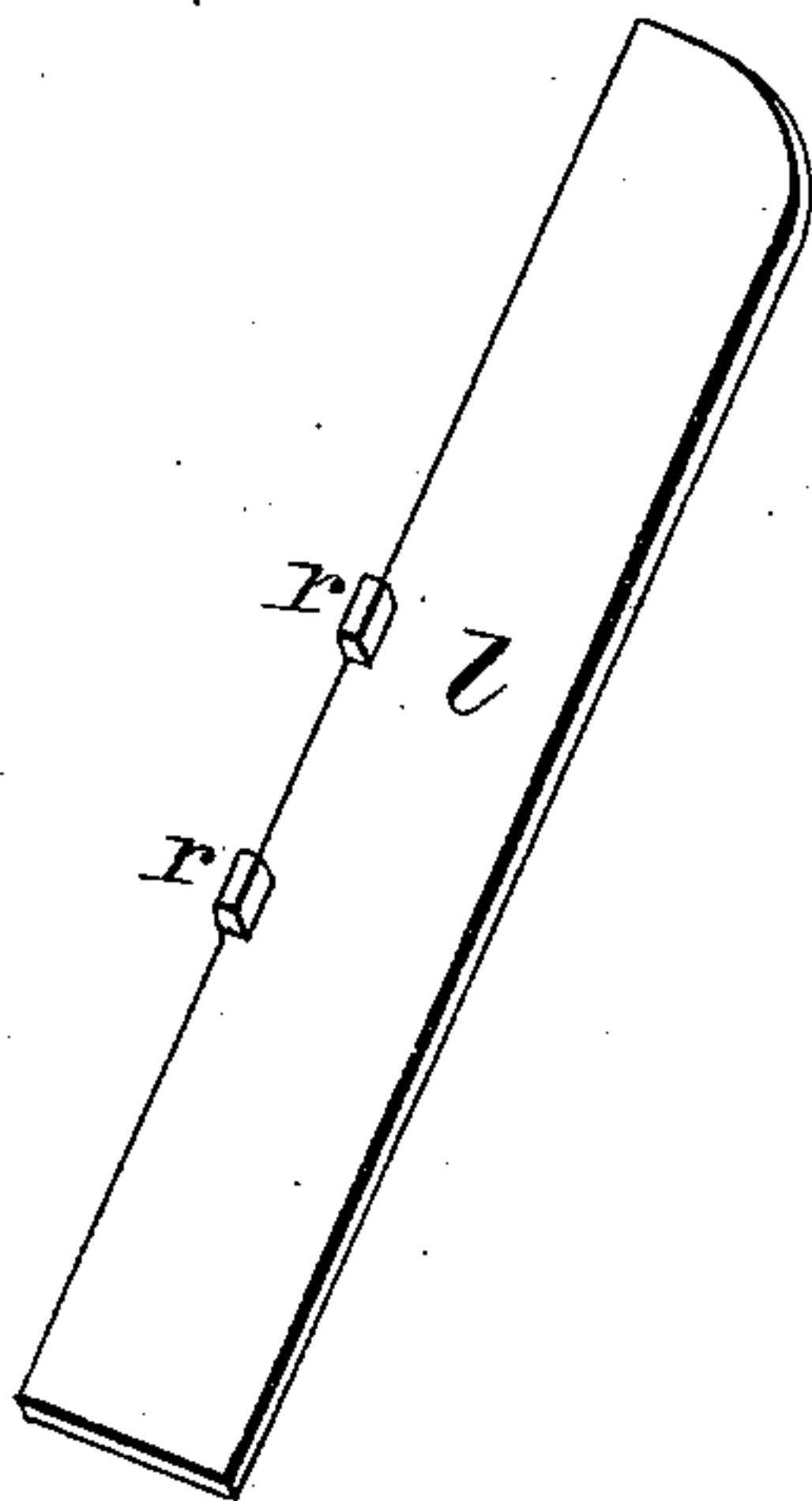
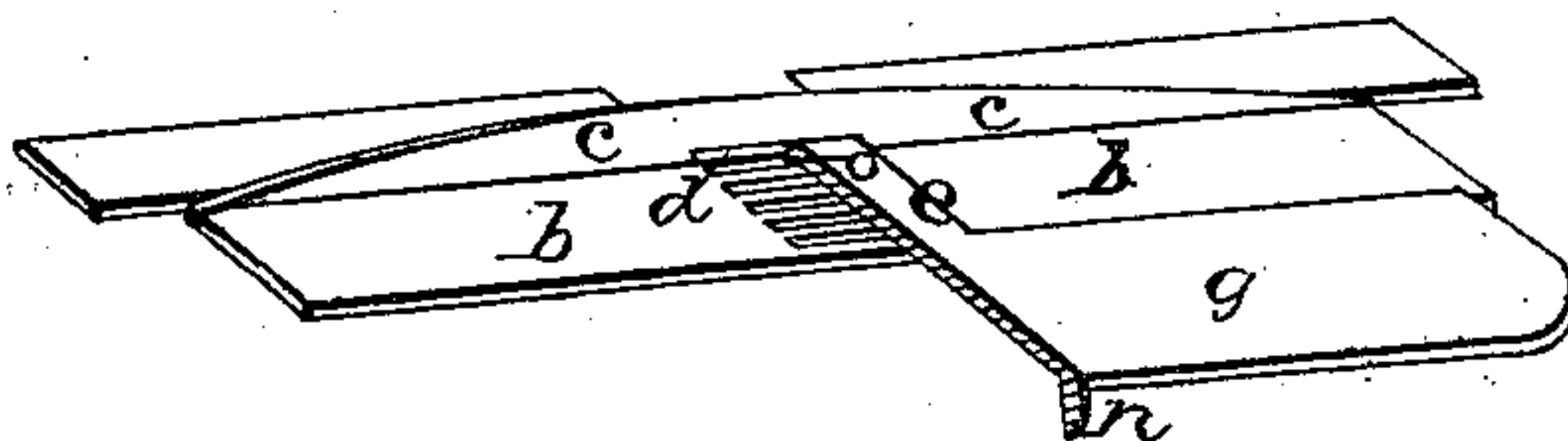


Fig. 3.



WITNESSES

Wm. Garner
W. H. Kern

INVENTORS

O. F. Mehurin
O. C. Mehurin

per
F. A. Lehmann,
Atty.

UNITED STATES PATENT OFFICE.

OSCAR F. MEHURIN AND OSCAR C. MEHURIN, OF NEWARK, OHIO.

IMPROVEMENT IN FIRE-PLACES.

Specification forming part of Letters Patent No. **193,341**, dated July 24, 1877; application filed April 9, 1877.

To all whom it may concern:

Be it known that we, OSCAR F. MEHURIN and OSCAR C. MEHURIN, of Newark, in the county of Licking and State of Ohio, have invented a new and useful Improvement in Open Fire-Place, which improvement is fully set forth in the following specification, reference being had to the accompanying drawings, where like letters denote corresponding parts in each figure.

Our invention relates to an improvement in fire-places; and it consists in, first, an adjustable damper, by means of which the draft of the fire can be regulated at will; and, second, fire-jambs, which are attached to each side of the fire-place, and which have rounded front corners at their upper ends, so as to fit snugly against the grate-front, all of which will be more fully described hereinafter.

Figure 1 is a plan view of our invention. Fig. 2 is a vertical section of the same. Fig. 3 is a perspective of the damper alone. Figs. 4 and 5 are detail views.

a represents an ordinary fire-place, across the top of which is placed the inclined metal plate *b*, which has each of its ends embedded in the masonry, so as to be held securely in position. Extending the whole length of this plate, upon its upper side, is the rounded flange *c*, which serves the double purpose of preventing the plate from warping from the heat, and as a guide for the damper. Through the lower edge of this flange and the rear side of the plate *b*, at their centers, is made an opening, *d*, through which the rearwardly-projecting part *e* of the damper *g* passes. This damper consists of a long flat plate, which rests upon the top of the plate *b*, and which can be adjusted back and forth, so as to increase or diminish the size of the opening through which the products of combustion pass, and thus regulate the draft of the fire.

The projection *e*, passing back through the hole in the flange *c*, serves to keep the damper straight, and the stop *i*, on the under side of the projection, prevents the damper from being drawn out too far.

In the top of the plate *b*, at or near its center, are made a number of grooves, which run with the length of the plate, and in which grooves a depending flange, *o*, on the under side of the damper, catches, so as to hold the damper in any position to which it may be adjusted.

Projecting downward from the front edge of the damper, at or near its center, is the lug *n*, by means of which the damper is moved back and forth.

In each side of the walls of the fire-place is secured a movable jamb, *l*, the upper front corner of which is rounded away, as shown, so as to fit snugly up against the grate-front, and thus not only makes a neat finish, but saves a great deal of extra labor. These jambs are provided upon their outer sides with the projections *r*, upon which the grate is hung and supported in position.

When these jambs are not used the labor of fitting backs to the inside of the grate-front, and of giving them a neat finish, is often very great, and is only such as can be performed by skilled labor.

All of this is entirely done away with by our invention.

The inside of the grate is provided with the projections *t*, which support the coal and fuel, and prevent them from settling down to the bottom.

It will be seen that the ends of the plate *b* are embedded in the masonry just in the rear of, and so that they bear against, the rear sides of the jambs *l*. This is done so that the constant moving of the damper, for the purpose of controlling the draft, may not loosen the plate *b*, as would eventually be done.

The plate being made to bear against the rear sides of the jambs, and the jambs being made to bear against the rear side of the grate-front, they are held firmly and securely in position.

Having thus described our invention, what we claim is—

1. The combination of the plate *b* with the jambs *l*, fastened in the sides of the fire-place and the grate-front, substantially as shown.

2. The combination of the plate *b*, damper *g* provided with the extension *e* and a stop, *i*, and with a guide, *d*, to keep the damper straight, substantially as described.

3. The combination of the plate *b*, flange *c*, opening *d*, damper *g*, stop *i*, grooves in the plate *b*, and flange *o*, to catch therein, all arranged substantially as set forth.

OSCAR FITZLAND MEHURIN.

OSCAR CARY MEHURIN.

Witnesses:

HIRAM W. EAGYE,

WILLIAM C. WILLIAMS.